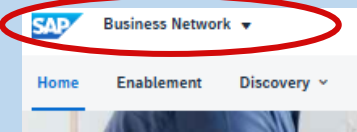


SAP Business Network – promote Views Tab



Accessing promote Insights Summary

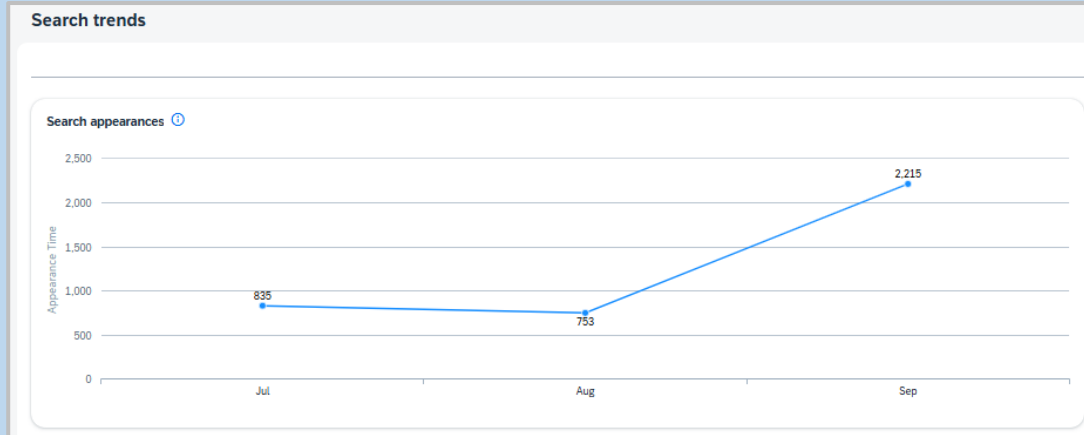
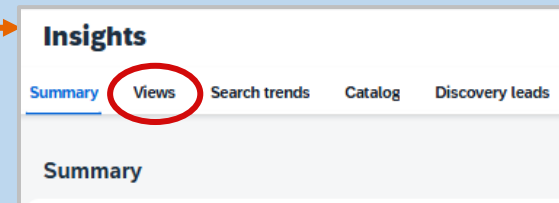
Step 1: Sign In to the SAP Business Network



Step 2: From the home page, click on Insights



Step 3: The Insights screen is displayed. Click on Views or scroll down to Views



QUICK TIPS

Promote enables you to check your profile views for up to 6 months and provides suggestions to further improve your reach. Promote suggests you the trending keywords and sustainability ratings to be added in your profiles and increase your reach.



Did you know?

Suppliers without a promote subscription are limited to viewing profile views based on geographical location.



Did you know?

Users can check profile views for the past 30 days, 3 months or 6 months

The Views by Location widget displays the profile views by location in the selected period of time

Click on the pins to identify where and what the name of the business that viewed the profile is