

Support of Serial number info in ASN Excel Upload template

CSC-29963

Target GA: May, 2025



Feature Overview

Introducing: **Support of Serial number info in ASN Excel Upload template**

CSC-29963

Feature Description

- This feature enhances the mass entry functionality for serial numbers and asset tags per line item in the Ship Notice Upload/Download Excel template to improve the experience for suppliers in the portal.
- The supplier can upload a second pre-populated file for the serial number info once the current Ship Notice mass upload template is already uploaded and validated. This second template is generated only with the purchase order items that are marked as serial number required in the purchase order cXML.

Key Benefits

Suppliers can enter multiple Serial numbers and Asset Tag numbers in the Ship Notice Excel Upload/Download template in a more user-friendly way.

Audience:

- Suppliers

Enablement Model:

- Automatically On

Applicable Solutions:


- SAP Business Network Supply Chain Collaboration

Feature Details

Support of Serial number info in ASN Excel Upload template

This new functionality works based on the existing **requiresSerialNumber="yes"** indicator present at item level in the PO cXML

```
<ItemOut quantity="2.000" requestedDeliveryDate="2025-04-07T12:00:00+01:00" lineNumber="10">
  <ItemID>
    <ItemDetail>
      <UnitPrice>
        <Money currency="USD">10</Money>
      </UnitPrice>
      <Description xml:lang="EN">AC_Inventory Serial Number</Description>
      <UnitOfMeasure>EA</UnitOfMeasure>
      <PriceBasisQuantity quantity="1" conversionFactor="1">
        <UnitOfMeasure>EA</UnitOfMeasure>
      </PriceBasisQuantity>
      <Classification domain="ERPCommodityCode">01</Classification>
      <Classification domain="ERPCommodityCodeDescription">Material group 1</Classification>
      <PlannedAcceptanceDays>0</PlannedAcceptanceDays>
      <Extrinsic name="ReceivingType">4</Extrinsic>
      <Extrinsic name="extLineNumber">10</Extrinsic>
    </ItemDetail>
    <Contact role="BuyerPlannerCode">
      <ControlKeys>
        <ScheduleLine quantity="2.000" requestedDeliveryDate="2024-04-07T12:00:00+01:00" lineNumber="1">
          <UnitOfMeasure>EA</UnitOfMeasure>
        </ScheduleLine>
        <ItemOutIndustry>
          <SerialNumberInfo requiresSerialNumber="yes"/>
        </ItemOutIndustry>
      </ControlKeys>
    </Contact>
  </ItemID>
</ItemOut>
```



Feature Details

Support of Serial number info in ASN Excel Upload template

PO line item view in Buyer/Supplier portal

Line Items								
Line #	No. Schedule Lines	Part #	Customer Part #	Type	Return	Revision Level	Qty (Unit)	Need By
10	1		AC_INV_SERIAL	Material			2.000 (EA) ⓘ	7 Apr 2025 EST 7 Apr 2025 Buyer time
Description: AC_Inventory Serial Number								
Status								
2 Confirmed As Is (Schedule line number: 1; Estimated Delivery Date: 7 Apr 2024 - defaulted from Requested Delivery Date in order)								
Buyer confirmation approval status Approved								
Control Keys								
Order Confirmation: required before shipping								
Ship Notice: allowed								
Invoice: is not ERS								
Information on Ship Notice								
Serial Numbers [Required]								

Indicator present at item level. Value **“Required”** appears if business rule *“Require suppliers to provide asset serial numbers for the total shipped quantity of line items on ship notices”* is enabled by the buyer

Feature Details

Support of Serial number info in ASN Excel Upload template

During the Ship Notice creation through the ASN Excel template upload, the application verifies if there are PO items that contain the indicator **requiresSerialNumber="yes"**.

The screenshot shows a 'Upload File' dialog box with the following fields and controls:

- Name:** SN Test2
- Type:** Ship Notice (dropdown menu)
- Customer:** Buyer Test QA
- File:** SN_Test2_30-03-2025.xlsx (with an upload icon)

A yellow validation message banner at the bottom states: "There are line items that require serial number information. Use the option 'Manage Serial Numbers' to upload them if they have not been included in the uploaded file." An orange callout box with an arrow points to this message, containing the text: "A validation message is shown during the ASN Upload if the indicator is present".

At the bottom of the dialog, there are three buttons: "Manage Serial Numbers" (with a dropdown arrow), "Upload", and "Cancel".

Note: Suppliers can still provide the serial number information in the first template if needed.

Feature Details

Support of Serial number info in ASN Excel Upload template

A new “**Manage Serial Numbers**” option is enabled for the supplier

Upload File

* Name:

SN Test2

* Type:

Ship Notice

* Customer:

Buyer Test QA

File:

SN_Test2_30-03-2025.xlsx

⚠ There are line items that require serial number information. Use the option “Manage Serial Numbers” to upload them if they have not been included in the uploaded file.

Manage Serial Numbers

Upload

Cancel

Download Template

Upload Template

Ship Notice	2 Jan 2024 9:24:09 AM	Vanessa Castro	Completed
Ship Notice	2 Jan 2024 9:19:14 AM	Vanessa Castro	Failed

Suppliers can download a second prepopulated template to fill in all the corresponding serial number info and upload it

Feature Details

Support of Serial number info in ASN Excel Upload template

Sample of the **prepopulated** Serial Number template:

This second template is prepopulated with PO and ASN item info. The ASN info is pulled from the first uploaded template by the supplier.

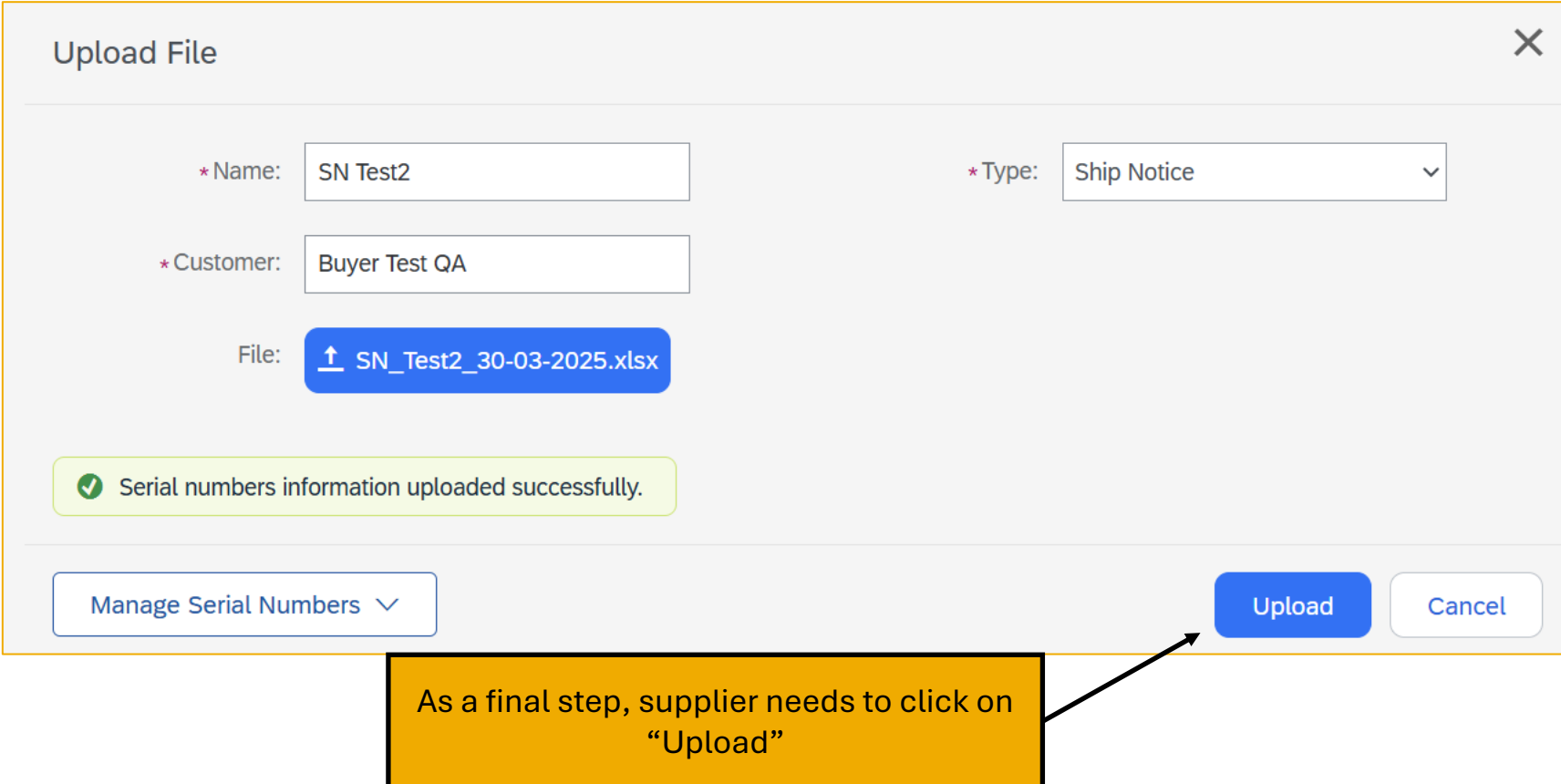
	A	B	C	D	E	F	G	H	I	J	K	L	M
1													
2	SAP Business Network												
3	Ship Notice Serial Numbers												
4	Ship Notice Number	Purchase Order ID	Item Line Number	Item Supplier Part ID	Item Customer Part ID	Item Ship Notice Line Number	Item Quantity	Item Batch ID	Item production Date	Item expiration Date	Batch Quantity	Item Serial Number	Item Asset Tag
5	SN30M25_1	4500016484	10		AC_INV_SERIAL	1	2					SN1	AT1
6	SN30M25_1	4500016484	10		AC_INV_SERIAL	1	2					SN2	AT2
7													
8													

Only the columns “Item Serial Number” and “Item Asset Tag” can be filled in by the supplier


Feature Details


Support of Serial number info in ASN Excel Upload template

Message is shown after serial number template has been uploaded by the supplier



The screenshot shows a 'Upload File' dialog box with a close button (X) in the top right corner. The form contains the following fields:

- * Name: SN Test2
- * Type: Ship Notice (dropdown menu)
- * Customer: Buyer Test QA
- File:  SN_Test2_30-03-2025.xlsx

A green message box at the bottom left states:  Serial numbers information uploaded successfully.

At the bottom, there is a 'Manage Serial Numbers' button with a dropdown arrow, and two buttons: 'Upload' (blue) and 'Cancel' (white). An orange callout box with a black border contains the text 'As a final step, supplier needs to click on "Upload"', with an arrow pointing to the 'Upload' button.

Feature Details

Support of Serial number info in ASN Excel Upload template

One or more Ship Notice documents are created after the successful upload process

Name	Type	Last Uploaded	Last Uploaded By	Status	File	Log
SN Test2	Ship Notice	31 Mar 2025 10:55:00 AM	HU Robinson	Completed	↓	↓

SHIPMENT STATUS

1.

▼ Shipped

 2 EA ⓘ [Hide Details](#)

ASSET DETAILS

[Show Serial Numbers List](#)

Serial Number	Asset Tag
SN1	AT1
SN2	AT2

▼ HAZARD DETAILS

Hazard details not provided for this line item.

▼ DELIVERY DETAILS

Delivery Terms:	Transport Condition	Transport Terms:	EXW
Description:	--	Transport Terms Description:	--
Shipping Payment Method:	h	Transport Cargo:	--

▼ PACKAGING

Package information not provided for this line item.

Serial number and Asset tag info included in the Excel template are shown in the submitted ASN at line item level

Thank you.

Follow us



www.sap.com/contactsap

© 2025 SAP SE or an SAP affiliate company. All rights reserved.

No part of this publication may be reproduced or transmitted in any form or for any purpose without the express permission of SAP SE or an SAP affiliate company. The information contained herein may be changed without prior notice. Some software products marketed by SAP SE and its distributors contain proprietary software components of other software vendors. National product specifications may vary. These materials are provided by SAP SE or an SAP affiliate company for informational purposes only, without representation or warranty of any kind, and SAP or its affiliated companies shall not be liable for errors or omissions with respect to the materials. The only warranties for SAP or SAP affiliate company products and services are those that are set forth in the express warranty statements accompanying such products and services, if any. Nothing herein should be construed as constituting an additional warranty. In particular, SAP SE or its affiliated companies have no obligation to pursue any course of business outlined in this document or any related presentation, or to develop or release any functionality mentioned therein. This document, or any related presentation, and SAP SE's or its affiliated companies' strategy and possible future developments, products, and/or platforms, directions, and functionality are all subject to change and may be changed by SAP SE or its affiliated companies at any time for any reason without notice. The information in this document is not a commitment, promise, or legal obligation to deliver any material, code, or functionality. All forward-looking statements are subject to various risks and uncertainties that could cause actual results to differ materially from expectations. Readers are cautioned not to place undue reliance on these forward-looking statements, and they should not be relied upon in making purchasing decisions. SAP and other SAP products and services mentioned herein as well as their respective logos are trademarks or registered trademarks of SAP SE (or an SAP affiliate company) in Germany and other countries. All other product and service names mentioned are the trademarks of their respective companies. See www.sap.com/trademark for additional trademark information and notices.