



2405 Release for Business Network

Feature Overview and Q&A

Ria Walden
May 09, 2024

PUBLIC

SAP Business Network

Important notice

The information in this presentation is confidential and proprietary to SAP and may not be disclosed without the permission of SAP.

Except for your obligation to protect confidential information, this presentation is not subject to your license agreement or any other service or subscription agreement with SAP. SAP has no obligation to pursue any course of business outlined in this presentation or any related document, or to develop or release any functionality mentioned therein.

This presentation, or any related document and SAP's strategy and possible future developments, products and or platforms directions and functionality are all subject to change and may be changed by SAP at any time for any reason without notice. The information in this presentation is not a commitment, promise or legal obligation to deliver any material, code or functionality. This presentation is provided without a warranty of any kind, either express or implied, including but not limited to, the implied warranties of merchantability, fitness for a particular purpose, or non-infringement. This presentation is for informational purposes and may not be incorporated into a contract. SAP assumes no responsibility for errors or omissions in this presentation, except if such damages were caused by SAP's intentional or gross negligence.

All forward-looking statements are subject to various risks and uncertainties that could cause actual results to differ materially from expectations. Readers are cautioned not to place undue reliance on these forward-looking statements, which speak only as of their dates, and they should not be relied upon in making purchasing decisions.

Agenda

On24 Platform Meeting Logistics

General Information for 2405 Release

Key Feature Discussion

Reminders

On24 Platform Meeting Logistics

During the session, access the following for:

- **Questions & Answers**

- Type in question, click Submit



- **Resources**

- To view links to Readiness portal, online Help, webcast FAQs, and product roadmaps



- **Media Player**

- If not already visible when the speaker starts video playback, click the Media Player button on the bottom of the screen to see the video.

- The Media Player window may be “hidden” behind other windows if you have multiple open



During the session, access the following for:

- Questions & Answers

- Type in question, click Submit



- Resources

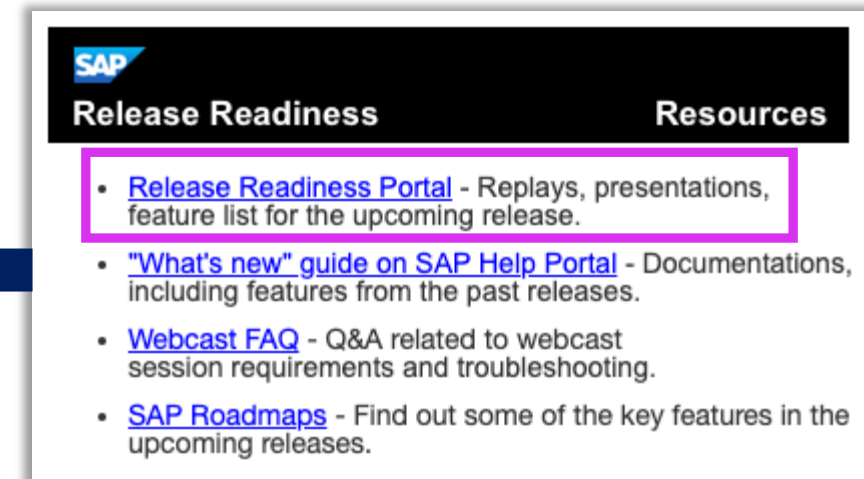
- To view links to Readiness portal, online Help, webcast FAQs, and product roadmaps



- Media Player

- If not already visible when the speaker starts video playback, click the Media Player button on the bottom of the screen to see the video.

- The Media Player window may be “hidden” behind other windows if you have multiple open

A screenshot of the SAP Release Readiness Resources page. The page has a black header with the SAP logo on the left and the text 'Release Readiness' and 'Resources' on the right. Below the header is a list of four resources. The first resource, 'Release Readiness Portal', is highlighted with a pink rectangular box. A blue arrow points from this box to the 'Resources' icon on the slide.

Release Readiness	Resources
<ul style="list-style-type: none">• Release Readiness Portal - Replays, presentations, feature list for the upcoming release.• "What's new" guide on SAP Help Portal - Documentations, including features from the past releases.• Webcast FAQ - Q&A related to webcast session requirements and troubleshooting.• SAP Roadmaps - Find out some of the key features in the upcoming releases.	

General Information for 2405 Release

SAP for Me

- Home
- Calendar
- Reporting
- Dashboards
- Finance & Legal
- Portfolio & Products
- Services & Support**
- Systems & Provisioning
- Users & Contacts

Check the Announcements

Support Log Assistant
This tool leverages an online database of known issues, conditions and recommendations that is maintained by SAP Product Support Experts

- Make the Most of Your Solution
- SAP Ariba
- Product Information and Documentation
 - Release Readiness**
 - Product Notifications
 - Customer Community
 - Customer Influence



SAP for Me
<https://me.sap.com/>

SAP Ariba Procurement and SAP Business Network Readiness
The Readiness portal - a central location to get up-to-date information and materials to help you prepare for upcoming releases.

2405 Release Resources

Review of Features
This includes brief descriptions, enablement model, and access to available KT and demos.
[Procurement Feature List](#) [Business Network Feature List](#)

Release Highlights
Discover key benefits introduced thru our blogs
[SAP Ariba Key Innovations](#)
[SAP Ariba Supplier Management](#)
[SAP Ariba Procure to Order](#)
[SAP Ariba Source to Contract](#)

Release Summary
A downloadable overview of planned features with links to additional feature content.
[Business Network Release Summary](#)

The [What's New Guide](#) provides full details on each feature.

See [Accessibility Enhancements](#) to learn about the recent changes to Guided Sourcing.
Please review and inform your users of these changes.



Release Archive

Feature List
A cumulative [Lists of Features](#) delivered in previous SAP Procurement and SAP Business Network releases organized by solution area.

Early Release Series
Replay and presentation materials from these sessions are available using the [webcast archive](#).



2405 Key Features for Business Network

2405 Release Features

Procurement Collaboration

1. Support for Marking an Invoice Attachment as the Original Invoice [NP-36965]
2. Allow suppliers to subscribe to receive a notification when an order is ready to invoice [NP-39498]
3. Support for Classic and Standard Audit Logs [CSC-42570]
4. Support for AI-Generated Product Summary and Description for Network Catalog Products [BNCAT-2497]
5. Enhanced Responses to Discovery Postings Using Generative AI [PAY-18057]

Supply Chain Collaboration

6. Improve Supplier Visibility of Purchase Order Line Items Deleted by Buyers [CSC-34486]
7. Sort Planning Records by Projected Stock Status [CSC-39639]

Integration & Extensibility

8. Quality Inspection Material Revision Level [SBNI-146]
9. Visibility of Inspection Lot Cancellation to Supplier [SBNI-440]
10. Improved Visibility of Cancelled Component Receipt [SBNI-45]
11. Enhancements to the Purchase Order Integration to Indicate Line Items Deleted in the Purchase Order [SBNI-12]
12. Support for Status Update Request Document Type with Flow Extension API [NP-37827]

Support for Marking an Invoice Attachment as the Original Invoice [NP-36965]

The Create Invoice page now supports assigning one header attachment as the original invoice. To make it easier to identify the original invoice, an Assign as original invoice button is available for one of the attachments.

Key Benefits

- Suppliers will be able to classify what attachment represents the invoice the supplier generated in their AR system.

Prerequisites

- Ensure that the suppliers have Inbox Access, Outbox Access, and Invoice Generation user permissions to be able to create and manage invoices.
- Ensure that the buyer has enabled the following rules:
 - Allow suppliers to send invoice attachments
 - Allow suppliers to assign one of the attachments as the original invoice

Support for Marking an Invoice Attachment as the Original Invoice [NP-36965]

Feature Demo

Media Player

- If not already visible when the speaker starts video playback, click the Media Player button on the bottom of the screen to see the video.
- The Media Player window may be “hidden” behind other windows if you have multiple open



Support for Marking an Invoice Attachment as the Original Invoice

New extrinsic in the cXML.

originalInvoiceAttachmentCID

```
File Edit View
<contact
  rol
  <Street/><Street/><
    isoStateCode="US-CA">CA</State><PostalCode>94203</PostalCode><Country
    isoCountryCode="US">United States</Country></PostalAddress></Contact></InvoicePartner><InvoicePartner>
  <Contact
    role="soldTo"><Name
      xml:lang="en-US">selbuy2311170948332qT</Name><PostalAddress><Street>jUnitDummy</Street>
    <Street/><Street/><Street/><City>Sunnyvale</City><State>CA</State><PostalCode>94203</PostalCode><Country
      isoCountryCode="US">United States</Country></PostalAddress></Contact></InvoicePartner>
    <InvoiceDetailShipping><Contact
      role="shipFrom"><Name
        xml:lang="en-US">selsup231117094833jFU</Name><PostalAddress><Street>jUnitDummy</Street>
      <Street/><Street/><Street/><City>Arkansas City</City><State>AR</State><PostalCode>71630</PostalCode><Country
        isoCountryCode="US">United States</Country></PostalAddress></Contact><Contact
          role="shipTo"><Name
            xml:lang="en-US">selbuy2311170948332qT</Name><PostalAddress><Street>jUnitDummy</Street>
          <Street/><Street/><Street/><City>Sunnyvale</City><State>CA</State><PostalCode>94203</PostalCode><Country
            isoCountryCode="US">United States</Country></PostalAddress></Contact></InvoiceDetailShipping><Comments>
        <Attachment><URL>cid:254410477.1701274037336@cxml.org</URL></Attachment><Attachment><URL>
        cid:1809561013.1701274050115@cxml.org</URL></Attachment></Comments><Extrinsic
          name="invoiceSourceDocument">Contract</Extrinsic><Extrinsic
            name="invoiceSubmissionMethod">Online</Extrinsic><Extrinsic name="originalInvoiceAttachmentCID">
            cid:254410477.1701274037336@cxml.org</Extrinsic></InvoiceDetailRequestHeader>
        <InvoiceDetailOrder><InvoiceDetailOrderInfo><MasterAgreementIDInfo agreementID="1"></MasterAgreementIDInfo>
        </InvoiceDetailOrderInfo><InvoiceDetailItem invoiceLineNumber="1" isAdHoc="yes" quantity="10"><UnitOfMeasure>
        EA</UnitOfMeasure><UnitPrice><Money currency="USD">40.00</Money></UnitPrice><InvoiceDetailItemReference
        lineNumber="1"><ItemID><SupplierPartID>Part1</SupplierPartID></ItemID><Description xml:lang="en-US"></Description>
        </InvoiceDetailItemReference><SubtotalAmount><Money currency="USD">400.00</Money></SubtotalAmount><GrossAmount>
        <Money currency="USD">400.00</Money></GrossAmount><NetAmount><Money currency="USD">400.00</Money></NetAmount>
        <Extrinsic name="punchinItemFromCatalog">no</Extrinsic></InvoiceDetailItem></InvoiceDetailOrder>
        <InvoiceDetailSummary><SubtotalAmount><Money currency="USD">400.00</Money></SubtotalAmount><Tax><Money
        currency="USD">0</Money><Description xml:lang="en-US"></Description></Tax><GrossAmount><Money
        currency="USD">400.00</Money></GrossAmount><NetAmount><Money currency="USD">400.00</Money></NetAmount><DueAmount>
        <Money currency="USD">400.00</Money></DueAmount></InvoiceDetailSummary></InvoiceDetailRequest>
      </Request>
```

Support for Marking an Invoice Attachment as the Original Invoice

Enablement Steps

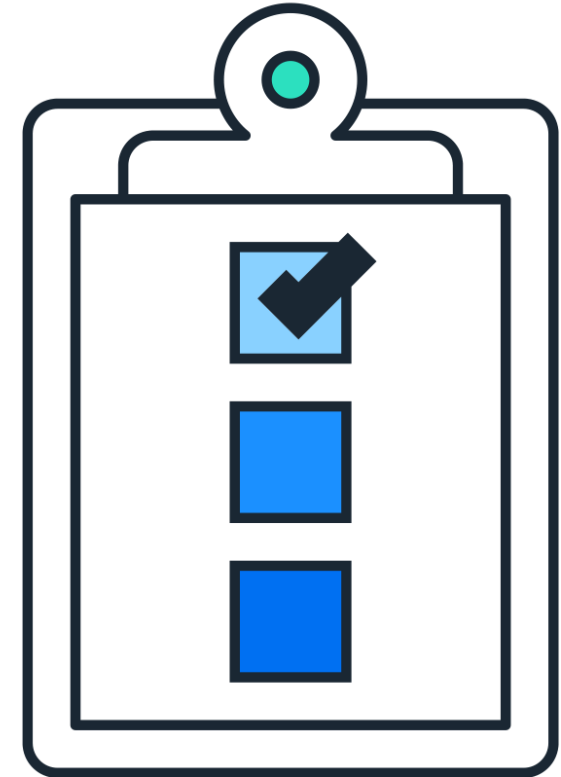
Buyer enables transaction rules

1. Allow suppliers to send invoice attachments.
2. Allow suppliers to assign one of the attachments as the original invoice.

Restrictions

Buyers must build custom logic in their backend systems to identify what attachment in the invoice cXML is the original invoice.

This functionality does not apply to EDI and CSV invoices.



Allow suppliers to subscribe to receive a notification when an order is ready to invoice [NP-39498]

As an accounts receivables specialist, I want to receive a notification as soon as an order is ready to invoice so I can create an invoice early and improve my cash flow.

This feature introduces enhancements to the registration process of suppliers on SAP Business Network using both walk-up registration and registration using trading relationship request.


Key Benefits:

- Enhanced email validation during registration process
- Removes the requirement to provide user ID in the email format for selected onboarding flows



Allow suppliers to subscribe to receive a notification when an order is ready to invoice [NP-39498]

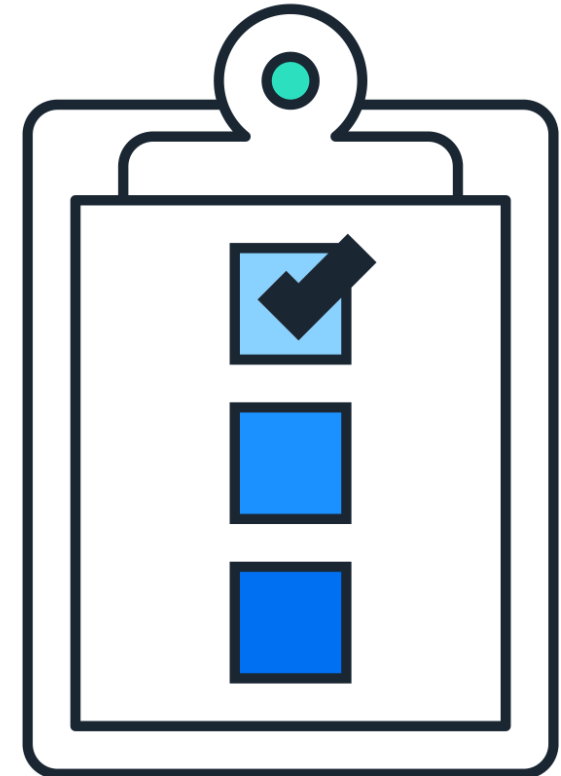
- Suppliers can now subscribe to receive a notification when an order is ready to invoice.
- Suppliers that subscribe to this notification will, when an order becomes ready to invoice, receive an email with:
 - The subject: “Order <Order Number> is ready to invoice on SAP Business Network
 - The message: “Your order is ready to invoice”
 - An embedded link that will take the supplier directly to the order on SAP Business Network, so the supplier can create an invoice for the order



Allow suppliers to subscribe to receive a notification when an order is ready to invoice

Prerequisites

- Buyers must allow the supplier to send invoices to them by enabling transaction rule **Allow suppliers to send invoices to this account**
- Suppliers must select the **Send a notification when orders are ready to invoice** check box in the **Electronic Order Routing section**
- e.g., If the buyer requires the supplier to reference goods receipts on invoices, the order becomes available to invoice when the buyer sends a goods receipt that have not been invoiced yet.



Support for Classic and Standard Audit Logs [CSC-42570]

This feature reinstates access to classic audit logs by adding a submenu you can use to choose between classic (legacy) and standard (Intelligent Configuration Manager) audit logs

Key Benefits:

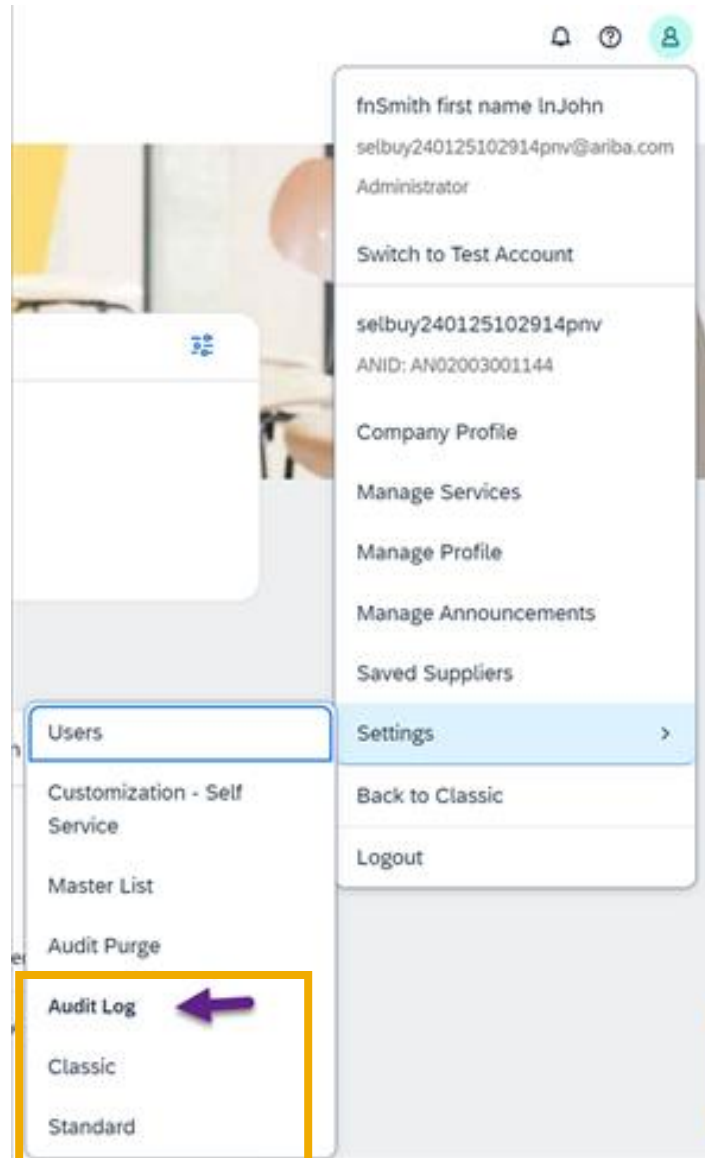
- Customers will be able to use the old AN audit log capability available again in parallel by configuration option for affected customers.



Support for Classic and Standard Audit Logs [CSC-42570]

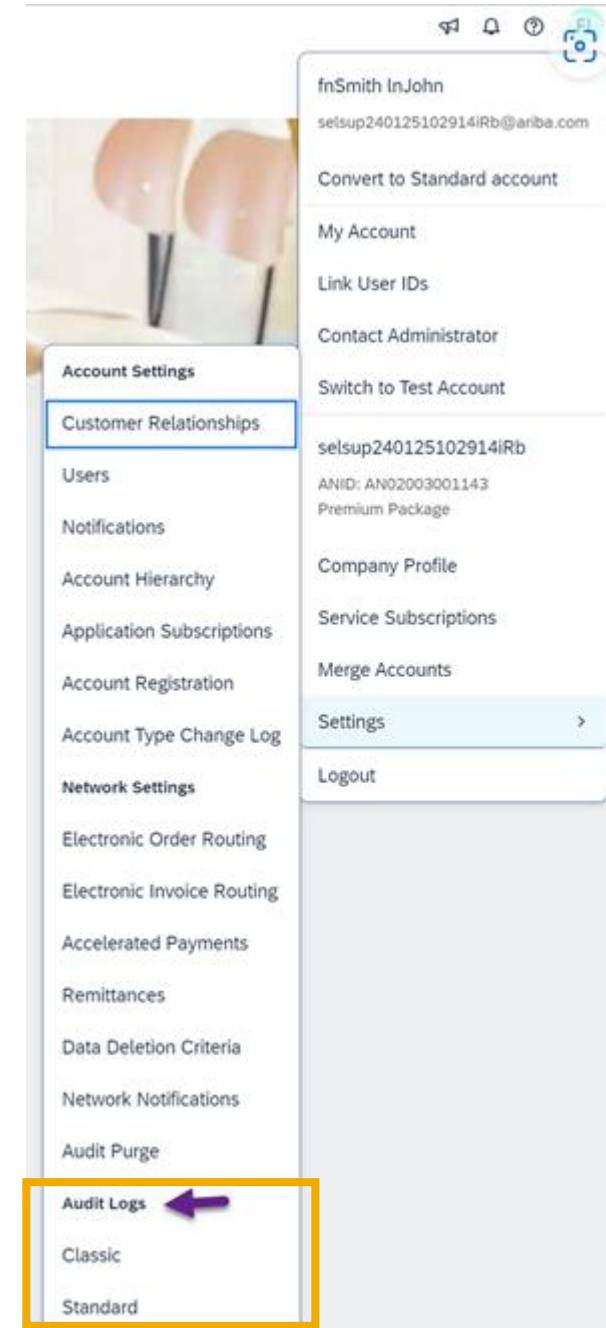
Buyer Logs

- Transaction Rule Changes
- Supplier Group Membership Changes
- Profile Changes
- User Access
- Currency Preference Changes



Supplier Logs

- Profile Changes



Enhanced Responses to Discovery Postings Using Generative AI [PAY-18057]

With the help of Gen AI response generation, suppliers will be able to respond to RFIs in a timely manner, even when dealing with complex and detailed request and reduces the likelihood of errors or omissions.

Key Benefits

- Respond to RFIs in a timely manner, even when dealing with complex and detailed requests.
- Reduce costs associated with manual labor and resource allocation.
- Reduce the likelihood of errors or omissions.
- Ensure that responses are grammatically correct and consistently written.
- **Restrictions**
 - This functionality is only available for the postings created on New Discovery.
 - This functionality is only applicable for private sector RFIs.



Enhanced Responses to Discovery Postings Using Generative AI [PAY-18057]

Feature Demo

Media Player

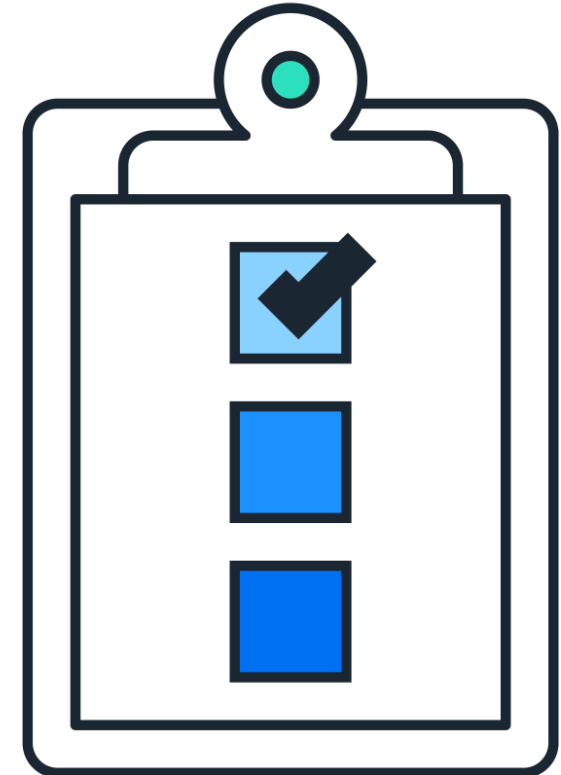
- If not already visible when the speaker starts video playback, click the Media Player button on the bottom of the screen to see the video.
- The Media Player window may be “hidden” behind other windows if you have multiple open



Enhanced Responses to Discovery Postings Using Generative AI Enablement Steps & Notes

Prerequisites

- A supplier administrator must enable the generative AI functionality for response generation in the SAP Business Network account.
- You must have **Respond to postings on Ariba Discovery** permission on SAP Business Network to use this functionality.
- Only admins of the organization can enable this functionality for themselves and the subusers.



Support for AI-Generated Product Summary and Description for Network Catalog Products [BNCAT-2497]

This feature enables suppliers to generate the product summary and description of a network catalog product using AI.

Key Benefits

- Empowers suppliers with AI assistance in catalog information grooming, for a simpler and faster catalog-upload process
- Provides suppliers with well-written product summaries and descriptions, enabling them to rank higher in buyer search results

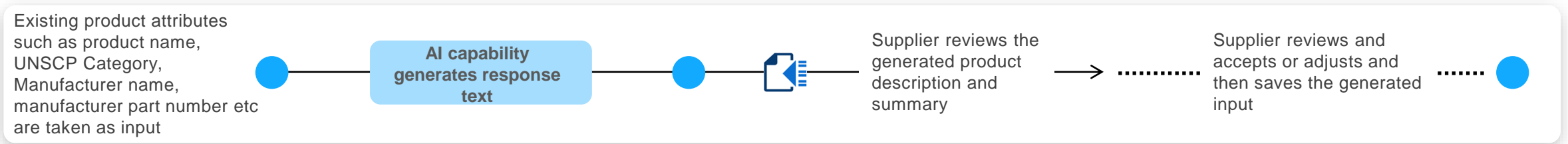
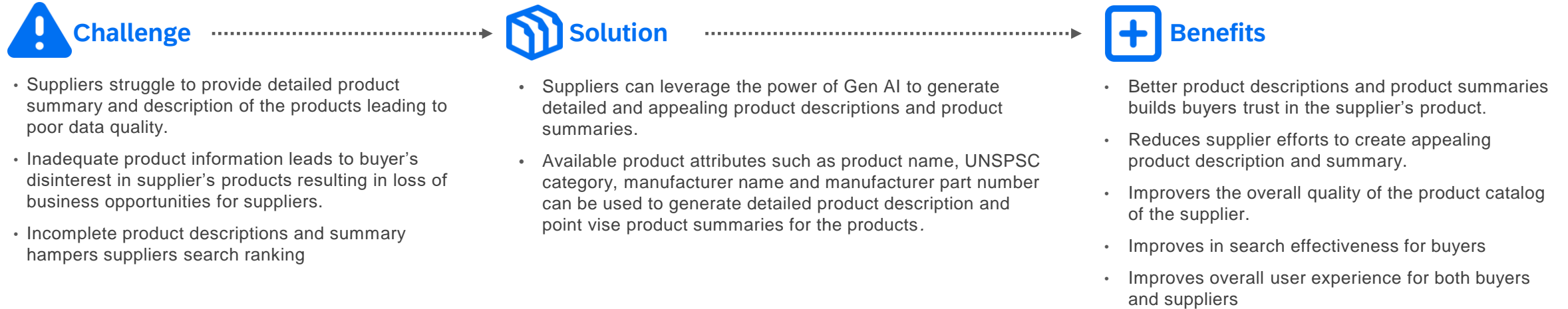
Requirements

- Enterprise Account



Product Description and Summary Generation in Network Catalog

Enabling suppliers to generate appealing and detailed product summary and product descriptions



Business Value

Increases number of high quality product listings on Network Catalog Marketplace resulting in improved buyers trust and increases new business opportunities for suppliers

Business Impact Reference

Impact applicable for catalog managers, sales team and business owners in supplier organization using SAP Business Network Catalog

Applicable Industries

Use case is applicable across industries

Support for AI-Generated Product Summary and Description for Network Catalog Products [BNCAT-2497]

Feature Demo

Media Player

- If not already visible when the speaker starts video playback, click the Media Player button on the bottom of the screen to see the video.
- The Media Player window may be “hidden” behind other windows if you have multiple open

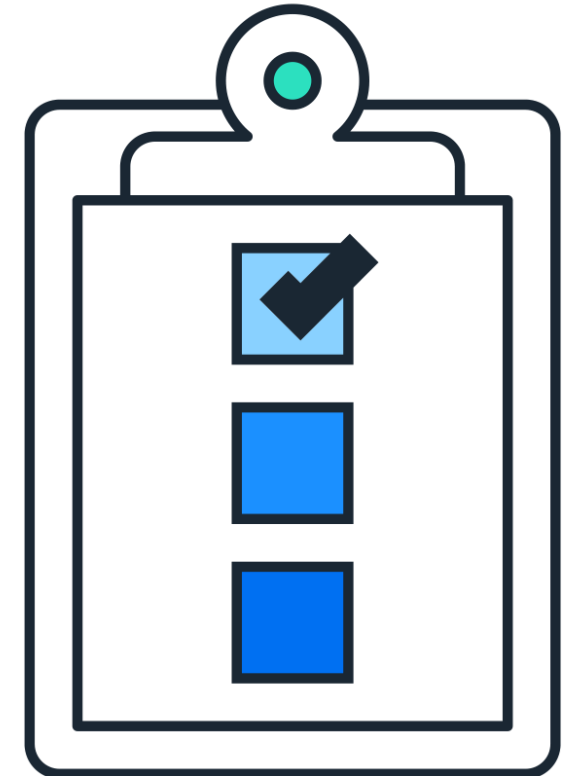


Enhanced Responses to Discovery Postings Using Generative AI [BNCAT-2497]

Enablement Steps & Notes

Prerequisites

- Enterprise Account
- A supplier administrator must enable the generative AI functionality for network catalog in the SAP Business Network account.
- Suppliers must have either an administrator role or a product manager role to edit the product details page and access the generative AI functionality.
- The product manager role must have the Product Manager user permission.
- Suppliers must have an Enterprise account to access the Network Catalog functionality.



Supply Chain Collaboration Features

1. Improve Supplier Visibility of Purchase Order Line Items Deleted by Buyers [CSC-34486]
2. Sort Planning Records by Projected Stock Status [CSC-39639]

Improve Supplier Visibility of Purchase Order Line Items Deleted by Buyers [CSC-34486]

This feature improves visibility for suppliers when buyers delete line items in regular purchase orders. When buyers delete line items, SAP Business Network prevents suppliers from submitting documents (order confirmations, ship notices, service entry sheets, invoices, and others) against these line items.

Key Benefits

- Ordering and managing sales are quicker and smoother for both Buyers and Suppliers.
- Suppliers can see what's been deleted from orders right away.



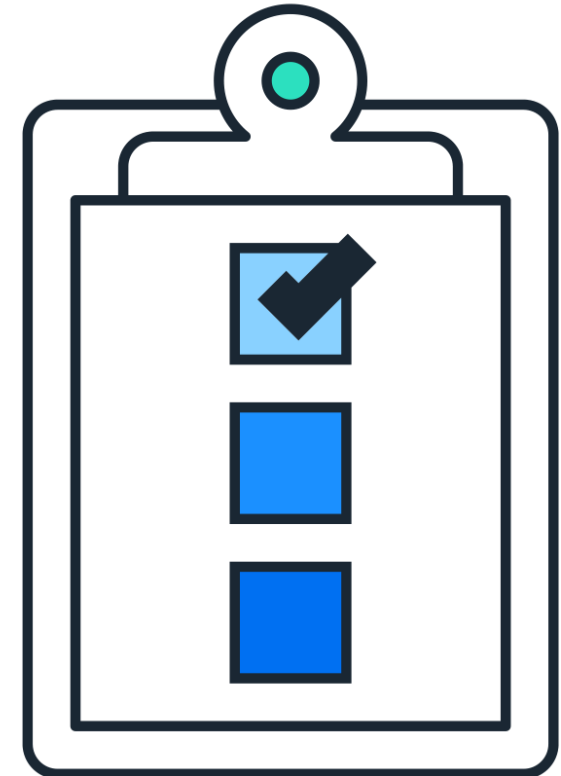
Improve Supplier Visibility of Purchase Order Line Items Deleted by Buyers [CSC-34486]

Prerequisites

Buyers have specified which of their suppliers should receive purchase orders where deleted line items are marked with a delete indicator.

The scope for this includes only regular order and is only supported in:

- SAP ERP Central Component (SAP ECC)
- SAP S/4HANA with the CIG Add-On
- SAP Business Network for Supply Chain




Sort Planning Records by Projected Stock Status [CSC-39639]

This feature allows suppliers to create Upload/Download jobs for Inventory and Replenishment process types where the planning records are listed in order of how critical their projected stock situation is for future time buckets. Viewing the planning records in this order helps suppliers quickly identify which planning records to address first.

Key Benefits

- Viewing the planning records in a sorted order helps suppliers quickly identify which planning records to address first.



Sort Planning Records by Projected Stock Status [CSC-39639]

Feature Demo

Media Player

- If not already visible when the speaker starts video playback, click the Media Player button on the bottom of the screen to see the video.
- The Media Player window may be “hidden” behind other windows if you have multiple open



Sort Planning Records by Projected Stock Status [CSC-39639]

Prerequisites

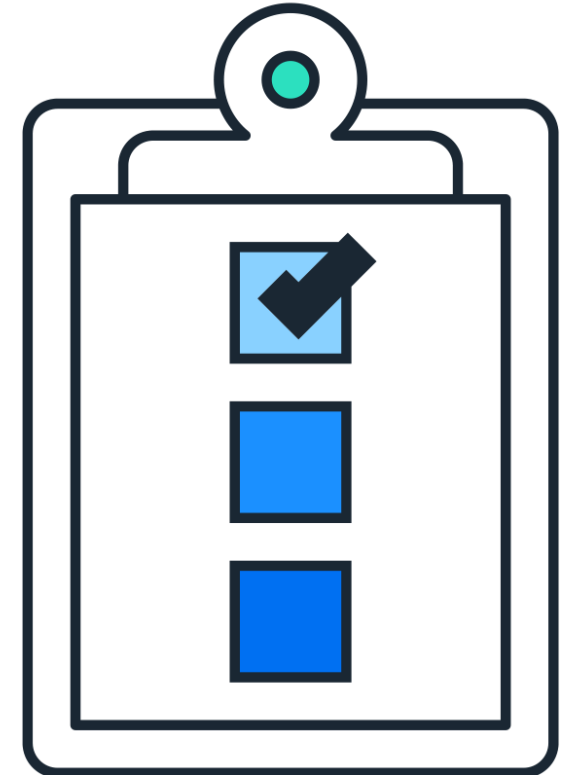
Buyers:

- You must have the **Planning collaboration** entitlement enabled, or you must have both the **Supply chain collaboration** and the **Inventory collaboration** entitlements enabled.

- You are a buyer administrator, or you have the **Planning Collaboration Visibility** permission.

Suppliers:

- You have the **Planning Collaboration Visibility** permission.



Integration & Extensibility

1. Quality Inspection Material Revision Level [SBNI-146]
2. Visibility of Inspection Lot Cancellation to Supplier [SBNI-440]
3. Improved Visibility of Cancelled Component Receipt [SBNI-45]
4. Enhancements to the Purchase Order Integration to Indicate Line Items Deleted in the Purchase Order [SBNI-12]
5. Support for Status Update Request Document Type with Flow Extension API [NP-37827]

Support for Status Update Request Document Type with Flow Extension API

[NP-37827]

This feature enables customers or partners on behalf of the customers, to report any invoice business failure or rejection status sent by the customers procurement system, to their local tax authority in SAP Business Network using the Flow Extension API.

Key Benefits

- Any buyer rejections to the invoice issued by the supplier can now be reported to the tax authority

Prerequisites

- A buyer (or partner using the credentials of the buyer) who is registered on the SAP Ariba Developer portal will be able to call the Flow Extension API.
- To consume the Flow extension API in a client application, first provide a flow extension configuration for status update request to process the status update request.

Feature Details

Configuration

- ❑ To enable this functionality, the Flow Extension API now supports the Status Update Request (SUR) document type, thus allowing Customers to send a Business SUR from their procurement system with the processing status of the invoice they received from the supplier.
- ❑ These SUR's can be now queued on the SAP Business Network and the Flow Extension API can be used to get the status of the document from the SUR for additional processing including updating the suppliers invoice status in the Tax authority portal
- ❑ Sample Flow extension configuration shows the **non suspend** option which is recommended.
- ❑ Use a condition to check for the **Invoice status** in the **StatusUpdateRequest** to be of type **rejected**
- ❑ Use the **Source** document type as **StatusUpdateRequest**
- ❑ The referenced document should provide the **invoiceid**

```
<?xml version="1.0" encoding="UTF-8"?>
<FlowExtension id="sur_nonsuspend" version="1.1" type="nonsuspend" >
  <Stage name="POST_PROPAGATION" />
  <GroupConditions>
    <Condition>ariba:string-
compare($src/cXML/Request/StatusUpdateRequest/InvoiceStatus/@type, 'rejected')
  </Condition>
  </GroupConditions>
  <Source>StatusUpdateRequest</Source>
  <SLA unit="hours">24</SLA>
  <Outbound>
  <Template>
    <DataRequest eventId="$event" extension="$extension">
      <Source>
        $hdrSrc
        $src
        $attachmentInfo
      </Source>
      <Reference>
        $hdrRef
        $ref
        $ref.invoice.invoiceid
      </Reference>
    </DataRequest>
  </Template>
</Outbound>
</FlowExtension>
```

Feature Details

Response to process

- ❑ The response to your data request in the FE API will return the status of the Status Update Request document that is referred by this invoice.
- ❑ If there are multiple Status update requests sent for this invoice, the API will return the status of the current one in the Flow extension queue when the halt API was invoked.
- ❑ A sample of the response is provided

```
{
  "DataRequest": {
    "eventId": "W6bPaBevT6KgQUP9ftw3VA",
    "extension": "sur_nonsuspend",
    "Reference": {
      "Request": {
        "InvoiceDetailRequest": {
          .....
          "invoiceID": "Dec14_001",
          "invoiceDate": "2023-12-14T12:12:48+05:30",
          },
          "deploymentMode": "production"
        },
        "content": "$ref.invoice.invoiceid"
      }
    },
    .....
  },
  "Request": {
    "StatusUpdateRequest": {
      "Status": {
        "code": 200,
        "text": "OK"
      },
      "InvoiceStatus": {
        "type": "rejected"
      },
      "DocumentReference": {
        "payloadID": "1702536168689-8418165672347608595@10.163.53.141"
      }
    }
  },
  .....
}
```

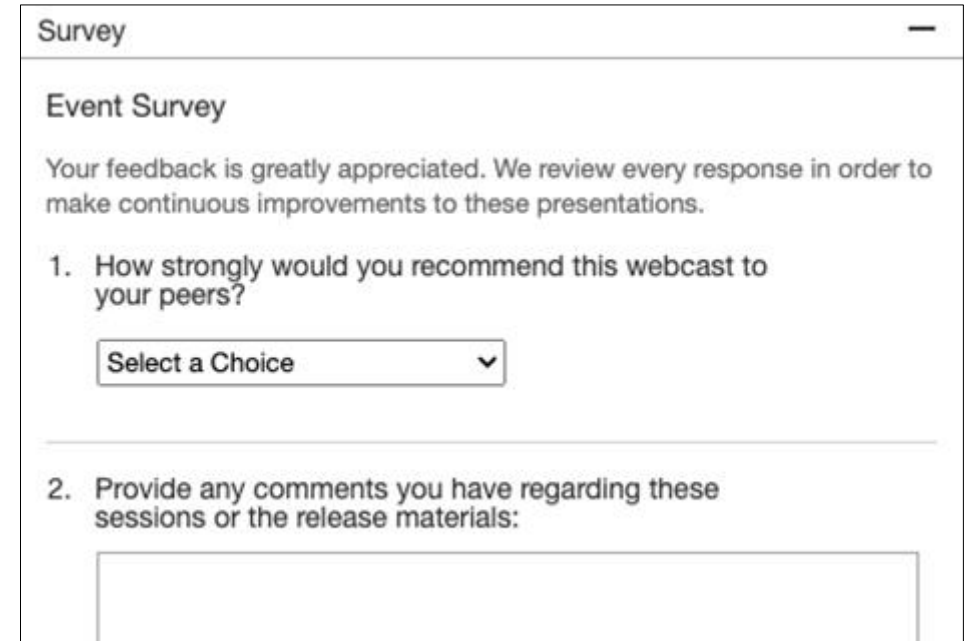
Survey / Feedback

At the end of the session, provide Survey feedback

- If not already visible, click the Survey button at the bottom of the screen.
- Answer the questions posed.
- Click Submit.

Your feedback is used to continually improve our customer engagement activities for our quarterly product releases.

Thank you for taking the time to share your thoughts with our team!



The image shows a screenshot of a survey window titled "Survey". Inside the window, the title "Event Survey" is displayed. Below the title, a message reads: "Your feedback is greatly appreciated. We review every response in order to make continuous improvements to these presentations." The survey contains two questions:

1. How strongly would you recommend this webcast to your peers?
Below this question is a dropdown menu with the text "Select a Choice" and a downward arrow.
2. Provide any comments you have regarding these sessions or the release materials:
Below this question is a large, empty text input box.

General Information for 2405 Release

SAP for Me

- Home
- Calendar
- Reporting
- Dashboards
- Finance & Legal
- Portfolio & Products
- Services & Support**
- Systems & Provisioning
- Users & Contacts

Check the Announcements

Support Log Assistant
This tool leverages an online database of known issues, conditions and recommendations that is maintained by SAP Product Support Experts

- Make the Most of Your Solution
- SAP Ariba
- Product Information and Documentation
 - Release Readiness**
 - Product Notifications
 - Customer Community
 - Customer Influence



SAP for Me
<https://me.sap.com/>

SAP Ariba Procurement and SAP Business Network Readiness
The Readiness portal - a central location to get up-to-date information and materials to help you prepare for upcoming releases.

2405 Release Resources

Review of Features
This includes brief descriptions, enablement model, and access to available KT and demos.
[Procurement Feature List](#) [Business Network Feature List](#)

Release Highlights
Discover key benefits introduced thru our blogs
[SAP Ariba Key Innovations](#)
[SAP Ariba Supplier Management](#)
[SAP Ariba Procure to Order](#)
[SAP Ariba Source to Contract](#)

Release Summary
A downloadable overview of planned features with links to additional feature content.
[Business Network Release Summary](#)

The [What's New Guide](#) provides full details on each feature.

See [Accessibility Enhancements](#) to learn about the recent changes to Guided Sourcing.
Please review and inform your users of these changes.



Release Archive

Feature List
A cumulative [Lists of Features](#) delivered in previous SAP Procurement and SAP Business Network releases organized by solution area.

Early Release Series
Replay and presentation materials from these sessions are available using the [webcast archive](#).

Thank you.

Contact information:

Ria Walden

SAP Business Network Release Readiness

releasereadiness@sap.com