

Sort Planning Records by Projected Stock Status

CSC-39639

Target GA: May, 2024



Feature Overview

Introducing: **Sort Planning Records by Projected Stock Status**

CSC-39639

Feature Description

A supplier must focus on critical customer location products where the projected stock falls below the minimum stock level within a particular time horizon when performing supplier driven replenishment. This feature allows suppliers and buyers to create Excel upload/download jobs for **Inventory and Replenishment** process types where the planning records are listed in order of how critical their projected stock situation is for future time buckets.

Key Benefits

Viewing the planning records in a sorted order helps suppliers quickly identify which planning records to address first.

Audience:

Supplier and Buyer

Enablement Model:

Automatically On

Applicable Solutions:

SAP Business Network
for Supply Chain

Planning collaboration
and Inventory
collaboration add-on for
Supply chain
collaboration

Prerequisites, Restrictions, Cautions

Prerequisites

Buyers:

- You must have the **Planning collaboration** entitlement enabled, or you must have both the **Supply chain collaboration** and the **Inventory collaboration** entitlements enabled.
- You are a buyer administrator, or you have the **Planning Collaboration Visibility** permission.

Suppliers:

- You have the **Planning Collaboration Visibility** permission.

Restrictions

- None

Cautions

- None

User Story

As a supplier, I want to create Excel upload/download jobs for Inventory and Replenishment process types with the planning records sorted in order of how critical their projected stock situation is for future time buckets so that I quickly identify which planning records to address first.

Feature Details

Feature Algorithm and Sorting Rule

Sorting rule: Minimum stock, Maximum stock and Projected stock

Sorting horizon: User's set horizon time data will be sorted first in order below before sorting the data outside the time horizon in the same sorting order

Sorting order:

1) **Status Criteria:**

Out of Stock: Projected stock is out of stock

Below Minimum: Projected stock < Minimum stock

Above Maximum: Projected stock > Maximum stock

On Track : Minimum required stock <= Projected stock <= Maximum stock

2) **Status Severity:** Out of stock > Below Minimum > Above Maximum > On Track

3) **Date:** Date on which the status occurs

Feature Details


Buyer Organization - Planning Settings

The **Planning Horizon** in buyer settings is set to 30 days for 'Planned shipments' process type

Planning settings

General Manage views **Assign suppliers** Attributes library

Assign configurations to suppliers and supplier groups and manage settings for planning collaboration. [Add configuration](#)

System default settings 

Planning process		Forecast	
Supplier managed inventory			
Process type	Planned shipments	Allow suppliers to view forecast data	No
Replenishment horizon, in number of days	30	Allow suppliers to commit to forecast data	No
Replenishment time bucket	Daily	Forecast commit horizon, in days	1095
Refresh planning data from current date	No	Forecast commit lock horizon, in days	0
Match transaction quantities to transactional key figures even if coming from a different system ID	No	Use time series end date to populate forecast data	No
Allow suppliers to edit supplier stock on hand	No	Forecast commit time bucket	All
		Refresh forecast data from current date	No
		Match transaction quantities to transactional key figures even if coming from a different system ID	No
		Clear buyer-sent key figures in forecast when planning item with no time-series data is received	No
Manufacturing visibility			
Planning horizon, in number of days	180	Component planning collaboration	
Must match Customer part ID and Customer location with existing records	No	Enable component planning collaboration	No

Feature Details

Sort by projected stock status

As a supplier or buyer planning user, when you create Inventory job, the **Upload/Download Job** page now displays a checkbox with the label **'Sort by projected stock status'**

Create/Edit Job ✕

* Name: smi_daily_30day_horizon * Type: Inventory

Job Search Criteria

* Customer:

Supplier part number:

Buyer part number:

Product family:

Product sub-family:

Location:

Customer view:

Download planning item attributes on all rows

Only download planning records with positive or negative time series data

Sort by projected stock status ⓘ

Program code:

Planner code:

Part category:

Part type:

Manufacturing type:

Line of business:

* Time bucket:

* Start:

* End: weeks ⓘ

Report period: From Current to (Current + 52 weeks)
26 Feb 2024 to 17 Feb 2025

Buyer last modified:

Supplier last modified:

Feature Details

Sort by projected stock status in 30 day Horizon

When you check this checkbox **'Sort by projected stock status'**, the downloaded Excel file sorts the planning records in order of how critical their projected stock situation is for future time buckets using the sorting algorithm.

External program code	Part category	Part type	Manufacturing Type	Stock on hand	Minimum Stock	Maximum Stock	Minimum days of supply	Maximum days of supply	View Name	Unit	Planned acceptance days	Projected Stock Status	Projected Stock Status Date	Key figures	26 Feb 2024	4 Mar 2024	11 Mar 2024	19 Mar 2024	25 Mar 2024	1 Apr 2024	8 Apr 2024	15 Apr 2024
EstCode100 SMI	PartGate-CPU SMI	PartType-Elect SMI	Manufactype-Elect SMI	360	100	10000	50	100	Default SMI View	EA		Out Of Stock	26 Feb 2024	Gross demand	11000							
														Net demand								
														Order								
														Planned shipment								
														In transit	0	0	0	0	0	0	0	0
														Target stock								
														Projected stock	-10640	-10640	-10640	-10640	-10640	-10640	-10640	-10640
														Minimum proposal	10740	10740	10740	10740	10740	10740	10740	10740
														Maximum proposal	20640	20640	20640	20640	20640	20640	20640	20640
														Shipments								
														Receipts								
														Days of supply	0	0	0	0	0	0	0	0
														Order received								
EstCode100 SMI	PartGate-CPU SMI	PartType-Elect SMI	Manufactype-Elect SMI	440	100	500	50	100	Default SMI view	EA		Out Of Stock	26 Feb 2024	Gross demand	600							
														Net demand								
														Order								
														Planned shipment								
														In transit	0	0	0	0	0	0	0	0
														Target stock								
														Projected stock	-160	-160	-160	-160	-160	-160	-160	-160
														Minimum proposal	260	260	260	260	260	260	260	260
														Maximum proposal	660	660	660	660	660	660	660	660
														Shipments								
														Receipts								
														Days of supply	0	0	0	0	0	0	0	0
														Order received								
EstCode100 SMI	PartGate-CPU SMI	PartType-Elect SMI	Manufactype-Elect SMI	540	100	500	50	100	Default SMI View	EA		Below Minimum	26 Feb 2024	Gross demand	490							
														Net demand								
														Order								
														Planned shipment								
														In transit	0	0	0	0	0	0	0	0
														Target stock								
														Projected stock	50	50	50	50	50	50	50	50
														Minimum proposal	50	50	50	50	50	50	50	50
														Maximum proposal	450	450	450	450	450	450	450	450
														Shipments								
														Receipts								
														Days of supply	51	50	49	48	47	46	45	
														Order received								
EstCode100 SMI	PartGate-CPU SMI	PartType-Elect SMI	Manufactype-Elect SMI	540	100	500	50	100	Default SMI View	EA		Above Maximum	26 Feb 2024	Gross demand	10							
														Net demand								
														Order								
														Planned shipment								
														In transit	0	0	0	0	0	0	0	0
														Target stock								
														Projected stock	530	530	530	530	530	530	530	530
														Minimum proposal	-430	-430	-430	-430	-430	-430	-430	-430
														Maximum proposal	-30	-30	-30	-30	-30	-30	-30	-30
														Shipments								
														Receipts								
														Days of supply	51	50	49	48	47	46	45	
														Order received								
EstCode100 SMI	PartGate-CPU SMI	PartType-Elect SMI	Manufactype-Elect SMI	440	100	500	50	100	Default SMI View	EA		Out Of Stock	1 Apr 2024	Gross demand	10						500	
														Net demand								
														Order								
														Planned shipment								
														In transit	0	0	0	0	0	0	0	0
														Target stock								
														Projected stock	430	430	430	430	430	430	-70	-70
														Minimum proposal	-330	-330	-330	-330	-330	-330	170	170
														Maximum proposal	70	70	70	70	70	70	570	570
														Shipments								
														Receipts								
														Days of supply	4	3	2	1	0	0	0	0
														Order received								
EstCode100 SMI	PartGate-CPU SMI	PartType-Elect SMI	Manufactype-Elect SMI	440	100	500	50	100	Default SMI View	EA		On Track		Gross demand	10							
														Net demand								
														Order								
														Planned shipment								
														In transit	0	0	0	0	0	0	0	0
														Target stock								
														Projected stock	430	430	430	430	430	430	430	430
														Minimum proposal	-330	-330	-330	-330	-330	-330	-330	-330
														Maximum proposal	70	70	70	70	70	70	70	70

Feature Details


Buyer Organization - Planning Settings

The **Planning Horizon** in buyer settings is set to 180 days for 'Planned shipments' process type

Planning settings

General Manage views Assign suppliers Attributes library

Assign configurations to suppliers and supplier groups and manage settings for planning collaboration. [Add configuration](#)

System default settings 

Planning process		Forecast	
Supplier managed inventory			
Process type	Planned shipments	Allow suppliers to view forecast data	No
Replenishment horizon, in number of days	180	Allow suppliers to commit to forecast data	No
Replenishment time bucket	Daily	Forecast commit horizon, in days	1095
Refresh planning data from current date	No	Forecast commit lock horizon, in days	0
Match transaction quantities to transactional key figures even if coming from a different system ID	No	Use time series end date to populate forecast data	No
Allow suppliers to edit supplier stock on hand	No	Forecast commit time bucket	All
		Refresh forecast data from current date	No
		Match transaction quantities to transactional key figures even if coming from a different system ID	No
		Clear buyer-sent key figures in forecast when planning item with no time-series data is received	No
Manufacturing visibility		Component planning collaboration	
Planning horizon, in number of days	180	Enable component planning collaboration	No
Must match Customer part ID and Customer location with existing records	No		

Feature Details

Sort by projected stock status

As a supplier or buyer planning user, when you create Inventory job, the **Upload/Download Job** page now displays a checkbox with the label **'Sort by projected stock status'**

The screenshot shows the 'Create/Edit Job' dialog box with the following fields and options:

- * Name: smi_daily_180day_horizon
- * Type: Inventory
- Job Search Criteria:
 - * Customer: planbuy-sep27@ariba.com
 - Supplier part number: [empty]
 - Buyer part number: [empty]
 - Product family: [empty]
 - Product sub-family: [empty]
 - Location: [empty]
 - Customer view: All Views
- Download planning item attributes on all rows
- Only download planning records with positive or negative time series
- Sort by projected stock status
- Program code: [empty]
- Planner code: [empty]
- Part category: [empty]
- Part type: [empty]
- Manufacturing type: [empty]
- Line of business: [empty]
- * Time bucket: Weekly
- * Start: Current
- * End: After 52 weeks
- Report period: From Current to (Current + 52 weeks)
26 Feb 2024 to 17 Feb 2025
- Buyer last modified: [empty]
- Supplier last modified: [empty]

Buttons: Cancel, Save

Feature Details

Sort by projected stock status in 180 day Horizon

When you check this checkbox **'Sort by projected stock status'**, the downloaded Excel file sorts the planning records in order of how critical their projected stock situation is for future time buckets using the sorting algorithm.

Program code	Part category	Part type	Manufacturing Type	Stock on hand	Minimum Stock	Maximum Stock	Minimum days of supply	Maximum days of supply	View Name	Unit	Planned acceptance days	Projected Stock Status	Projected Stock Status Date	Key figures	26 Feb 2024	4 Mar 2024	11 Mar 2024	18 Mar 2024	25 Mar 2024	1 Apr 2024	8 Apr 2024	15 Apr 2024	
100-SMI	PartCate-CPU-SMI	PartType-Elect-SMI	ManuFacType-Elect-SMI	360	100	10000	50		100 Default SMI View	EA		Out Of Stock	26 Feb 2024	Gross demand	11000								
														Net demand									
														Order									
														Planned shipment									
														In transit									
														Target stock	0	0	0	0	0	0	0	0	0
														Projected stock	-10640	-10640	-10640	-10640	-10640	-10640	-10640	-10640	-10640
														Minimum proposal	10740	10740	10740	10740	10740	10740	10740	10740	10740
														Maximum proposal	20640	20640	20640	20640	20640	20640	20640	20640	20640
														Shipments									
														Receipts									
														Days of supply	0		0	0	0	0	0	0	0
														Order received									
100-SMI	PartCate-CPU-SMI	PartType-Elect-SMI	ManuFacType-Elect-SMI	440	100	500	50		100 Default SMI View	EA		Out Of Stock	26 Feb 2024	Gross demand	600								
														Net demand									
														Order									
														Planned shipment									
														In transit									
														Target stock	0	0	0	0	0	0	0	0	0
														Projected stock	-160	-160	-160	-160	-160	-160	-160	-160	-160
														Minimum proposal	260	260	260	260	260	260	260	260	260
														Maximum proposal	660	660	660	660	660	660	660	660	660
														Shipments									
														Receipts									
														Days of supply	0		0	0	0	0	0	0	0
														Order received									
100-SMI	PartCate-CPU-SMI	PartType-Elect-SMI	ManuFacType-Elect-SMI	440	100	500	50		100 Default SMI View	EA		Out Of Stock	1 Apr 2024	Gross demand	10					500			
														Net demand									
														Order									
														Planned shipment									
														In transit									
														Target stock	0	0	0	0	0	0	0	0	0
														Projected stock	430	430	430	430	430	430	-70	-70	-70
														Minimum proposal	-30	-30	-30	-30	-30	170	170	170	170
														Maximum proposal	70	70	70	70	70	570	570	570	570
														Shipments									
														Receipts									
														Days of supply	4	3	2	1	0	0	0	0	0
														Order received									
100-SMI	PartCate-CPU-SMI	PartType-Elect-SMI	ManuFacType-Elect-SMI	540	100	500	50		100 Default SMI View	EA		Below Minimum	26 Feb 2024	Gross demand	450								
														Net demand									
														Order									
														Planned shipment									
														In transit									
														Target stock	0	0	0	0	0	0	0	0	0
														Projected stock	50	50	50	50	50	50	50	50	50
														Minimum proposal	50	50	50	50	50	50	50	50	50
														Maximum proposal	450	450	450	450	450	450	450	450	450
														Shipments									
														Receipts									
														Days of supply	51	50	49	48	47	46	45	44	44
														Order received									
100-SMI	PartCate-CPU-SMI	PartType-Elect-SMI	ManuFacType-Elect-SMI	540	100	500	50		100 Default SMI View	EA		Above Maximum	26 Feb 2024	Gross demand	10								
														Net demand									
														Order									
														Planned shipment									
														In transit									
														Target stock	0	0	0	0	0	0	0	0	0
														Projected stock	530	530	530	530	530	530	530	530	530
														Minimum proposal	430	430	430	430	430	430	430	430	430
														Maximum proposal	-30	-30	-30	-30	-30	-30	-30	-30	-30
														Shipments									
														Receipts									
														Days of supply	51	50	49	48	47	46	45	44	44
														Order received									
100-SMI	PartCate-CPU-SMI	PartType-Elect-SMI	ManuFacType-Elect-SMI	440	100	500	50		100 Default SMI View	EA		On Track		Gross demand	10								
														Net demand									
														Order									
														Planned shipment									
														In transit									
														Target stock	0	0	0	0	0	0	0	0	0
														Projected stock	430	430	430	430	430	430	430	430	430
														Minimum proposal	-30	-30	-30	-30	-30	-30	-30	-30	-30
														Maximum proposal	70	70	70	70	70	70	70	70	70

Feature Details


Buyer Organization - Planning Settings

The **Planning Horizon** in buyer settings is set to 30 days for 'Replenishment orders' process type

Planning settings

General Manage views **Assign suppliers** Attributes library

Assign configurations to suppliers and supplier groups and manage settings for planning collaboration. [Add configuration](#)

System default settings 

Planning process		Forecast	
Supplier managed inventory		Forecast	
Process type	Replenishment orders	Allow suppliers to view forecast data	No
Replenishment horizon, in number of days	30	Allow suppliers to commit to forecast data	No
Replenishment time bucket	Daily	Forecast commit horizon, in days	1095
Allow suppliers to edit price	No	Forecast commit lock horizon, in days	0
Refresh planning data from current date	No	Use time series end date to populate forecast data	No
Require suppliers to replenish within the proposed range of minimum and maximum quantities	No	Forecast commit time bucket	All
Allow suppliers to send planned replenishment	No	Refresh forecast data from current date	No
Maximum number of line items allowed in replenishment orders	100	Match transaction quantities to transactional key figures even if coming from a different system ID	No
Match transaction quantities to transactional key figures even if coming from a different system ID	No	Clear buyer-sent key figures in forecast when planning item with no time-series data is received	No
Allow suppliers to edit supplier stock on hand	No		
Manufacturing visibility		Component planning collaboration	
Planning horizon, in number of days	180	Enable component planning collaboration	No
Must match Customer part ID and Customer location with existing records	No		

Feature Details

Sort by planned projected stock status

As a supplier or buyer planning user, when you create Replenishment job, the **Upload/Download Job** page now displays a checkbox with the label **'Sort by planned projected stock status'**

Create/Edit Job ✕

* Name: * Type:

Job Search Criteria

+ Customer: Program code:

Supplier part number: Planner code:

Buyer part number: Part category:

Product family: Part type:

Product sub-family: Manufacturing type:

Location: Line of business:

Download planning item attributes on all rows

Only download planning records with positive or negative time series data

Sort by planned projected stock status ⓘ

* Time bucket:

* Start:

* End: weeks ⓘ

Report period: From Current to (Current + 52 weeks)
26 Feb 2024 to 17 Feb 2025

Buyer last modified:

Supplier last modified:

Feature Details

Sort by planned projected stock status in 30 day Horizon

When you check this checkbox **‘Sort by planned projected stock status’**, the downloaded Excel file sorts the planning records in order of how critical their planned projected stock situation is for future time buckets using the sorting algorithm.

Unit	Replenishment order No.	Unit price	Currency	Planned acceptance days	Planned Projected Stock Status	Planned Projected Stock Status Date	Key figures	26 Feb 2024	4 Mar 2024	11 Mar 2024	18 Mar 2024	25 Mar 2024	1 Apr 2024	8 Apr 2024	15 Apr 2024	22 Apr 2024	29 Apr 2024	6 May 2024	13 May 2024	20 May 2024	27 May 2024	3 Jun 2024
EA			3 USD		Out Of Stock	26 Feb 2024	Gross demand	600														
							Net demand															
							Order															
							Previous Planned Replenishment															
							Planned Replenishment E															
							Published Replenishment															
							In transit	0	0	0	0	0	0	0	0	0	0	0	0	0	0	0
							Target stock															
							Projected stock	-160	-160	-160	-160	-160	-160	-160	-160	-160	-160	-160	-160	-160	-160	-160
							Published Projected Stock	-160	-160	-160	-160	-160	-160	-160	-160	-160	-160	-160	-160	-160	-160	-160
							Minimum proposal	260	260	260	260	260	260	260	260	260	260	260	260	260	260	260
							Maximum proposal	660	660	660	660	660	660	660	660	660	660	660	660	660	660	660
							Shipments															
							Receipts															
							Days of Supply	0	0	0	0	0	0	0	0	0	0	0	0	0	0	0
							Cancelled Replenishment															
							Order received															
EA			3 USD		Below Minimum	26 Feb 2024	Gross demand	420														
							Net demand															
							Order															
							Previous Planned Replenishment															
							Planned Replenishment E															
							Published Replenishment															
							In transit	0	0	0	0	0	0	0	0	0	0	0	0	0	0	0
							Target stock															
							Projected stock	20	20	20	20	20	20	20	20	20	20	20	20	20	20	20
							Published Projected Stock	20	20	20	20	20	20	20	20	20	20	20	20	20	20	20
							Minimum proposal	80	80	80	80	80	80	80	80	80	80	80	80	80	80	80
							Maximum proposal	480	480	480	480	480	480	480	480	480	480	480	480	480	480	480
							Shipments															
							Receipts															
							Days of Supply	51	50	49	48	47	46	45	44	43	42	41	40	39	38	
							Cancelled Replenishment															
							Order received															
EA			3 USD		Above Maximum	26 Feb 2024	Gross demand	20														
							Net demand															
							Order															
							Previous Planned Replenishment															
							Planned Replenishment E															
							Published Replenishment															
							In transit	0	0	0	0	0	0	0	0	0	0	0	0	0	0	0
							Target stock															
							Projected stock	420	420	420	420	420	420	420	420	420	420	420	420	420	420	420
							Published Projected Stock	420	420	420	420	420	420	420	420	420	420	420	420	420	420	420
							Minimum proposal	-320	-320	-320	-320	-320	-320	-320	-320	-320	-320	-320	-320	-320	-320	-320
							Maximum proposal	-120	-120	-120	-120	-120	-120	-120	-120	-120	-120	-120	-120	-120	-120	-120
							Shipments															
							Receipts															
							Days of Supply	51	50	49	48	47	46	45	44	43	42	41	40	39	38	
							Cancelled Replenishment															
							Order received															
EA			3 USD		Out Of Stock	1 Apr 2024	Gross demand	30					500									
							Net demand															
							Order															
							Previous Planned Replenishment															
							Planned Replenishment E															
							Published Replenishment															
							In transit	0	0	0	0	0	0	0	0	0	0	0	0	0	0	0
							Target stock															
							Projected stock	430	430	430	430	430	-70	-70	-70	-70	-70	-70	-70	-70	-70	-70
							Published Projected Stock	430	430	430	430	-70	-70	-70	-70	-70	-70	-70	-70	-70	-70	-70
							Minimum proposal	-330	-330	-330	-330	570	570	570	570	570	570	570	570	570	570	570
							Maximum proposal	70	70	70	70	570	570	570	570	570	570	570	570	570	570	570
							Shipments															
							Receipts															
							Days of Supply	4	3	2	1	0	0	0	0	0	0	0	0	0	0	0
							Cancelled Replenishment															
							Order received															
EA			3 USD		On Track		Gross demand	30														
							Net demand															
							Order															
							Previous Planned Replenishment															
							Planned Replenishment E															
							Published Replenishment															
							In transit	0	0	0	0	0	0	0	0	0	0	0	0	0	0	0

Feature Details


Buyer Organization - Planning Settings

The **Planning Horizon** in buyer settings is set to 180 days for 'Replenishment orders' process type

Planning settings

General Manage views **Assign suppliers** Attributes library

Assign configurations to suppliers and supplier groups and manage settings for planning collaboration. [Add configuration](#)

System default settings 

Planning process		Forecast	
Supplier managed inventory			
Process type	Replenishment orders	Allow suppliers to view forecast data	No
Replenishment horizon, in number of days	180	Allow suppliers to commit to forecast data	No
Replenishment time bucket	Daily	Forecast commit horizon, in days	1095
Allow suppliers to edit price	No	Forecast commit lock horizon, in days	0
Refresh planning data from current date	No	Use time series end date to populate forecast data	No
Require suppliers to replenish within the proposed range of minimum and maximum quantities	No	Forecast commit time bucket	All
Allow suppliers to send planned replenishment	No	Refresh forecast data from current date	No
Maximum number of line items allowed in replenishment orders	100	Match transaction quantities to transactional key figures even if coming from a different system ID	No
Match transaction quantities to transactional key figures even if coming from a different system ID	No	Clear buyer-sent key figures in forecast when planning item with no time-series data is received	No
Allow suppliers to edit supplier stock on hand	No		
Manufacturing visibility		Component planning collaboration	
Planning horizon, in number of days	180	Enable component planning collaboration	No
Must match Customer part ID and Customer location with existing records	No		

Feature Details

Sort by planned projected stock status

As a supplier or buyer planning user, when you create Replenishment job, the **Upload/Download Job** page now displays a checkbox with the label '**Sort by planned projected stock status**'

The screenshot shows the 'Create/Edit Job' form with the following fields and options:

- * Name: repl_daily_180day_horizon
- * Type: Replenishment
- Job Search Criteria:
 - * Customer: planbuy-sep27@ariba.com
 - Supplier part number:
 - Buyer part number:
 - Product family:
 - Product sub-family:
 - Location:
 - Customer view: All Views
- Download planning item attributes on all rows
- Only download planning records with positive or negative time series data
- Sort by planned projected stock status
- Program code:
- Planner code:
- Part category:
- Part type:
- Manufacturing type:
- Line of business:
- * Time bucket: Weekly
- * Start: Current
- * End: After 52 weeks
- Report period: From Current to (Current + 52 weeks)
26 Feb 2024 to 17 Feb 2025
- Buyer last modified:
- Supplier last modified:

Buttons: Cancel, Save

Feature Details

Sort by planned projected stock status in 180 day Horizon

When you check this checkbox **'Sort by planned projected stock status'**, the downloaded Excel file sorts the planning records in order of how critical their planned projected stock situation is for future time buckets using the sorting algorithm.

Item order	Unit price	Currency	Planned acceptance days	Planned Projected Stock Status	Planned Projected Stock Status Date	Key figures	26 Feb 2024	4 Mar 2024	11 Mar 2024	18 Mar 2024	25 Mar 2024	1 Apr 2024	8 Apr 2024	15 Apr 2024	22 Apr 2024	29 Apr 2024	6 May 2024	13 May 2024	20 May 2024	27 May 2024	3 Jun 2024	10 Jun 2024
	3 USD			Out Of Stock	26 Feb 2024	Gross demand	600															
						Net demand																
						Order																
						Previous Planned Replen																
						Planned Replenishment E																
						Published Replenishment																
						In transit	0	0	0	0	0	0	0	0	0	0	0	0	0	0	0	0
						Target stock																
						Projected stock	-160	-160	-160	-160	-160	-160	-160	-160	-160	-160	-160	-160	-160	-160	-160	-160
						Published Projected Stock	-160	-160	-160	-160	-160	-160	-160	-160	-160	-160	-160	-160	-160	-160	-160	-160
						Minimum proposal	260	260	260	260	260	260	260	260	260	260	260	260	260	260	260	260
						Maximum proposal	660	660	660	660	660	660	660	660	660	660	660	660	660	660	660	660
						Shipments																
						Receipts																
						Days of Supply	0	0	0	0	0	0	0	0	0	0	0	0	0	0	0	0
						Cancelled Replenishment																
						Order received																
	3 USD			Out Of Stock	1 Apr 2024	Gross demand	10															
						Net demand																
						Order																
						Previous Planned Replen																
						Planned Replenishment E																
						Published Replenishment																
						In transit	0	0	0	0	0	0	0	0	0	0	0	0	0	0	0	0
						Target stock																
						Projected stock	430	430	430	430	430	-70	-70	-70	-70	-70	-70	-70	-70	-70	-70	-70
						Published Projected Stock	430	430	430	430	430	-70	-70	-70	-70	-70	-70	-70	-70	-70	-70	-70
						Minimum proposal	-330	-330	-330	-330	-330	170	170	170	170	170	170	170	170	170	170	170
						Maximum proposal	70	70	70	70	70	570	570	570	570	570	570	570	570	570	570	570
						Shipments																
						Receipts																
						Days of Supply	4	3	2	1	0	0	0	0	0	0	0	0	0	0	0	0
						Cancelled Replenishment																
						Order received																
	3 USD			Below Minimum	26 Feb 2024	Gross demand	420															
						Net demand																
						Order																
						Previous Planned Replen																
						Planned Replenishment E																
						Published Replenishment																
						In transit	0	0	0	0	0	0	0	0	0	0	0	0	0	0	0	0
						Target stock																
						Projected stock	20	20	20	20	20	20	20	20	20	20	20	20	20	20	20	20
						Published Projected Stock	20	20	20	20	20	20	20	20	20	20	20	20	20	20	20	20
						Minimum proposal	80	80	80	80	80	80	80	80	80	80	80	80	80	80	80	80
						Maximum proposal	480	480	480	480	480	480	480	480	480	480	480	480	480	480	480	480
						Shipments																
						Receipts																
						Days of Supply	51	50	49	48	47	46	45	44	43	42	41	40	39	38	37	36
						Cancelled Replenishment																
						Order received																
	3 USD			Above Maximum	26 Feb 2024	Gross demand	20															
						Net demand																
						Order																
						Previous Planned Replen																
						Planned Replenishment E																
						Published Replenishment																
						In transit	0	0	0	0	0	0	0	0	0	0	0	0	0	0	0	0
						Target stock																
						Projected stock	420	420	420	420	420	420	420	420	420	420	420	420	420	420	420	420
						Published Projected Stock	420	420	420	420	420	420	420	420	420	420	420	420	420	420	420	420
						Minimum proposal	-320	-320	-320	-320	-320	-320	-320	-320	-320	-320	-320	-320	-320	-320	-320	-320
						Maximum proposal	-120	-120	-120	-120	-120	-120	-120	-120	-120	-120	-120	-120	-120	-120	-120	-120
						Shipments																
						Receipts																
						Days of Supply	51	50	49	48	47	46	45	44	43	42	41	40	39	38	37	36
						Cancelled Replenishment																
						Order received																
	3 USD			On Track		Gross demand	10															
						Net demand																
						Order																
						Previous Planned Replen																
						Planned Replenishment E																
						Published Replenishment																
						In transit	0	0	0	0	0	0	0	0	0	0	0	0	0	0	0	0

Thank you.

Follow us



www.sap.com/contactsap

© 2024 SAP SE or an SAP affiliate company. All rights reserved.

No part of this publication may be reproduced or transmitted in any form or for any purpose without the express permission of SAP SE or an SAP affiliate company. The information contained herein may be changed without prior notice. Some software products marketed by SAP SE and its distributors contain proprietary software components of other software vendors. National product specifications may vary. These materials are provided by SAP SE or an SAP affiliate company for informational purposes only, without representation or warranty of any kind, and SAP or its affiliated companies shall not be liable for errors or omissions with respect to the materials. The only warranties for SAP or SAP affiliate company products and services are those that are set forth in the express warranty statements accompanying such products and services, if any. Nothing herein should be construed as constituting an additional warranty. In particular, SAP SE or its affiliated companies have no obligation to pursue any course of business outlined in this document or any related presentation, or to develop or release any functionality mentioned therein. This document, or any related presentation, and SAP SE's or its affiliated companies' strategy and possible future developments, products, and/or platforms, directions, and functionality are all subject to change and may be changed by SAP SE or its affiliated companies at any time for any reason without notice. The information in this document is not a commitment, promise, or legal obligation to deliver any material, code, or functionality. All forward-looking statements are subject to various risks and uncertainties that could cause actual results to differ materially from expectations. Readers are cautioned not to place undue reliance on these forward-looking statements, and they should not be relied upon in making purchasing decisions. SAP and other SAP products and services mentioned herein as well as their respective logos are trademarks or registered trademarks of SAP SE (or an SAP affiliate company) in Germany and other countries. All other product and service names mentioned are the trademarks of their respective companies. See www.sap.com/trademark for additional trademark information and notices.