

Analytics on Purchase Order Items BCS3-2493

Target GA: February, 2024



Feature Overview

Introducing: **Analytics Purchase order items BNA-182**

Feature Description

With this feature, SAP Business Network offers data analytics on your purchase orders and purchased items to help you better understand your customers and business. The information is presented in the **Purchase Order Items** view of the new **Analytics** dashboard in the SAP Business Network user interface for suppliers.

Key Benefits

Assess the customer/buyer relationships and visibility into the channel.

How many relationships are helping grow the sales/orders

Which materials from orders trending over time

How much each customer is contributing to the business

Analyze top selling materials numbers.

Audience:

Suppliers

Enablement Model:

Customer Configured

Applicable Solutions:

SAP Business Network

Enablement Steps & Notes

Create Role

Save Cancel

* Indicates a required field

New Role Information

Name:

Description:

Permissions

Each role must have at least one permission.

Page 1 »

<input type="checkbox"/>	Permission	Description
<input type="checkbox"/>	API Development Access	Access to API development using the SAP Ariba developer portal.
<input type="checkbox"/>	Access Proposals and Contracts	View your organization's Ariba Sourcing events and Ariba Contract Management contracts, documents, and tasks. This permission grants access to the Proposals and Contracts properties. Individual users must be approved by Ariba Sourcing buyers before they can view or participate in events or contract tasks
<input type="checkbox"/>	Account Hierarchy Administration	Manage your accounts to link and sign on to a child account
<input checked="" type="checkbox"/>	Analytics Dashboard Access	Access the Analytics Dashboard
<input type="checkbox"/>	Archive Access	View and search archived items
<input type="checkbox"/>	Catalog Account Executive	Access to manage price file upload and customer specific catalog upload
<input type="checkbox"/>	Catalog Content Manager	Access to manage master content upload, price file upload and customer specific catalog upload
<input type="checkbox"/>	Catalog Management	Set up and manage catalog-related activities
<input type="checkbox"/>	Child Account Access	Sign on to access a child account
<input type="checkbox"/>	Company Data Deletion Configuration	Access to company data config
<input type="checkbox"/>	Company Information	Review and update company profile information
<input type="checkbox"/>	Component planning collaboration	Permission to view Component planning collaboration Tile in Workbench
<input type="checkbox"/>	Contact Administration	Maintain information for account contact personnel
<input type="checkbox"/>	Contract Access	View contracts and generate invoices, as supported by customers (requires Inbox Access)

Customer Configured :

To grant users access to the Analytics dashboard, supplier administrators should add the Analytics Dashboard Access permission to one or more roles, and assign the roles to users. For more information, see [Managing Roles](#).

Prerequisites, Restrictions, Cautions

Prerequisites

- You must have a SAP Business Network Enterprise account at **Platinum** subscription level for Suppliers.
- To access the **Analytics** dashboard, you must be assigned with the **Analytics Dashboard Access** role permission.

Restrictions

- You can only view the analytics in **Purchase Order Items** view. You cannot edit the view or create new views.

Cautions

- None

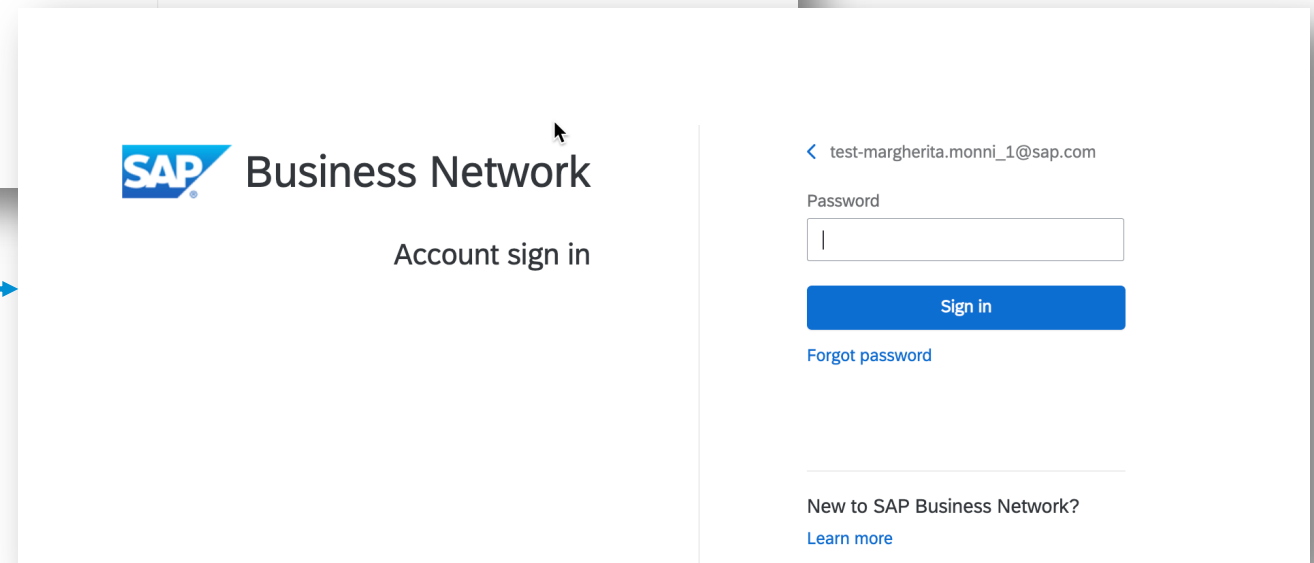
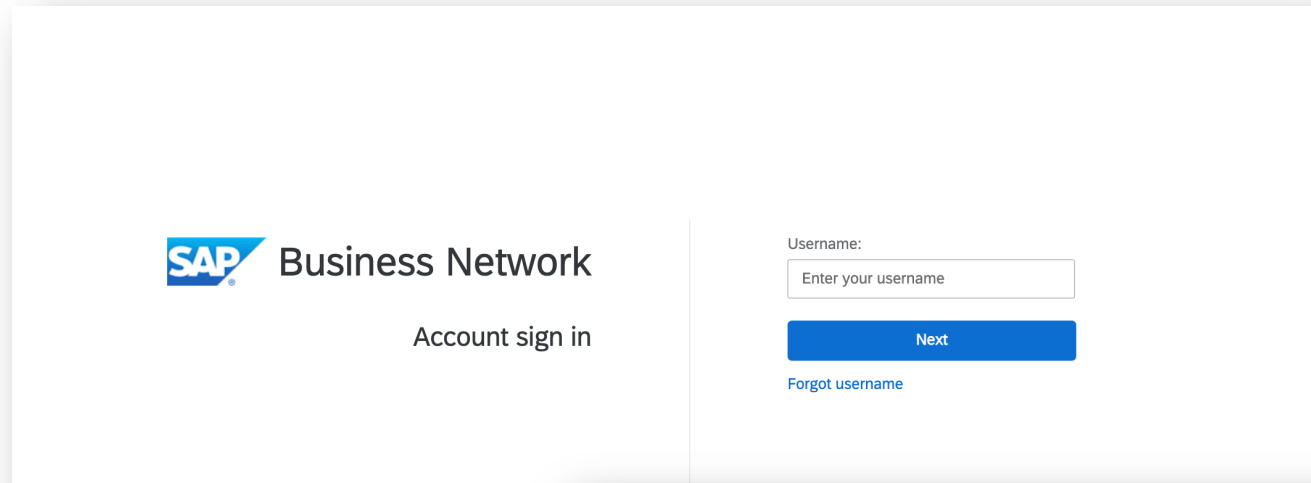
User Story

As a Supplier e-commerce, sales, order management user you can access

- Has there been increases / decreases in commerce over time ?
- Which material drives the revenue ?
- Whether order material is from a catalog or not?
- Which shipping location (country) are my materials shipped to?
- Who are the buyers where orders are coming from ?

Feature details – step-by-step

Login as Supplier with your credentials



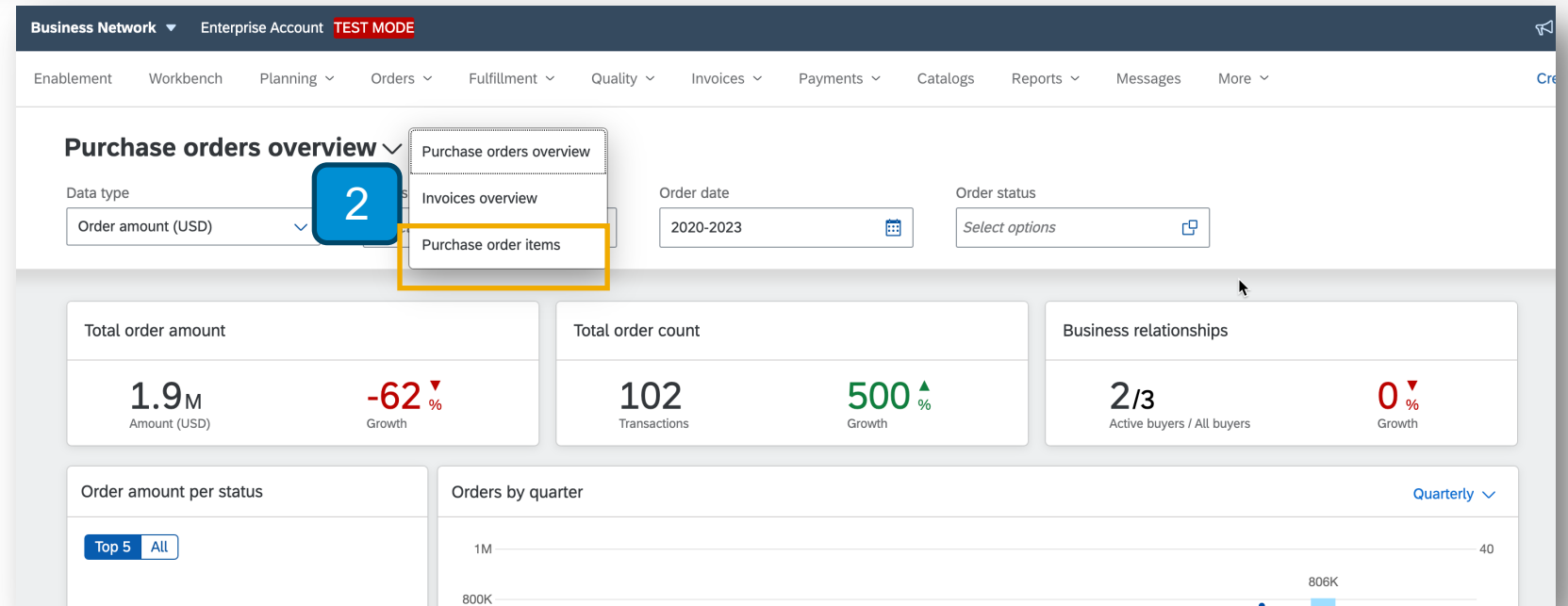
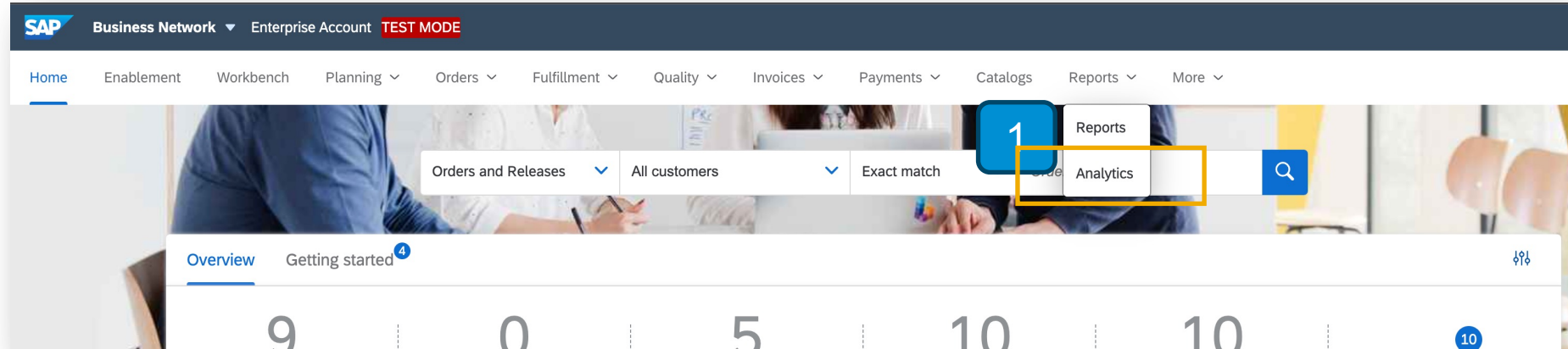
Feature details

Analytics page access

1. Access the new Analytics content under [Reports > Analytics](#)

If you don't see the option ask your administrator to give your user the permission [Analytics dashboard access](#).

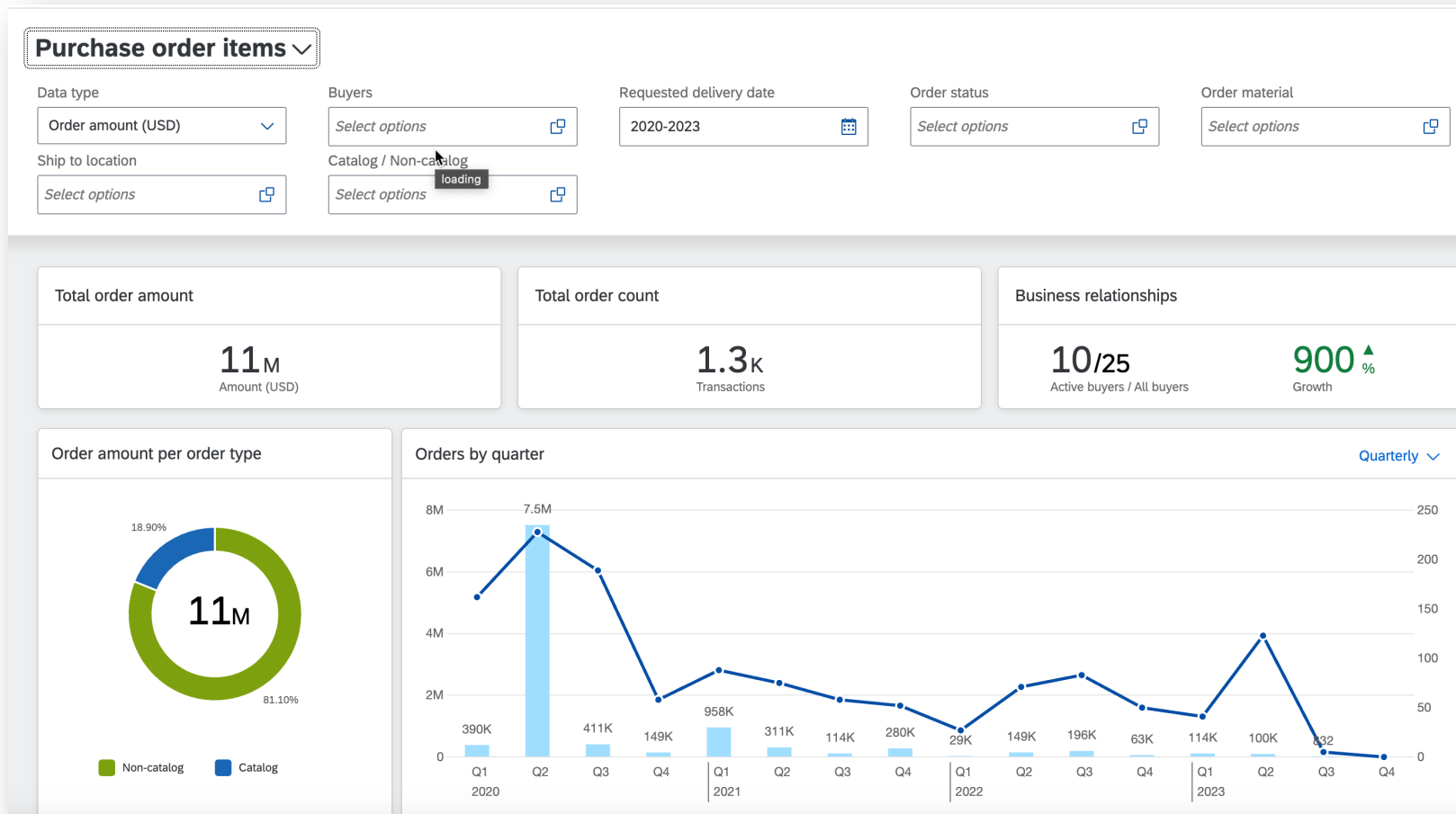
2. Once in the Analytics tab, navigate through 'Purchase order items' content section by clicking on the title name.



Guided walkthrough

Purchase order items

The Purchase order items section provides charts and data points from Purchase order transactions – line item level fields.









Guided walkthrough

Purchase order items – filters

Top section filters can be used to configure the Purchase order items section content. The following additional filters based on line item level data are available:

- Requested delivery date
- Order material
- Ship to location
- Non catalog order indicator

Purchase order items ▾

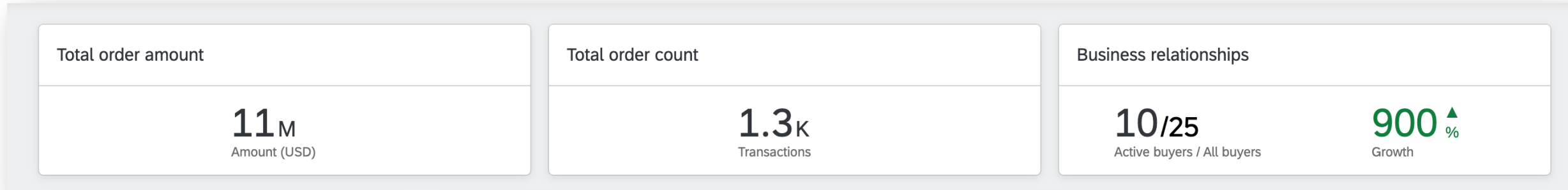
Data type	Buyers	Requested delivery date	Order status	Order material
Order amount (USD) ▾	Select options 	2020-2023 	Select options 	Select options 
Ship to location	Catalog / Non-catalog			
Select options 	Select options 			

Guided walkthrough

Purchase order items – data highlights

The data highlights provide data points based on purchase order line items.

Please note that in this case the Total order amount is based on order line item data, and therefore uses the line item level subtotal amount. This applies to all charts in the line item level view.



Guided walkthrough

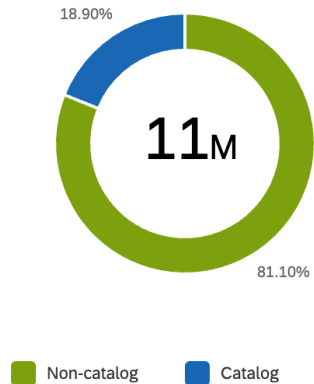
Purchase order items – charts (1)

The charts provide data visualization based on purchase order line items data.

- Order type chart displays the distribution of Order amount or Order count based on the non-catalog indicator (also called *ad-hoc* line item type)
- Time chart displays the Order amount and count over time displays the Order amount or Order count based on the Requested delivery date

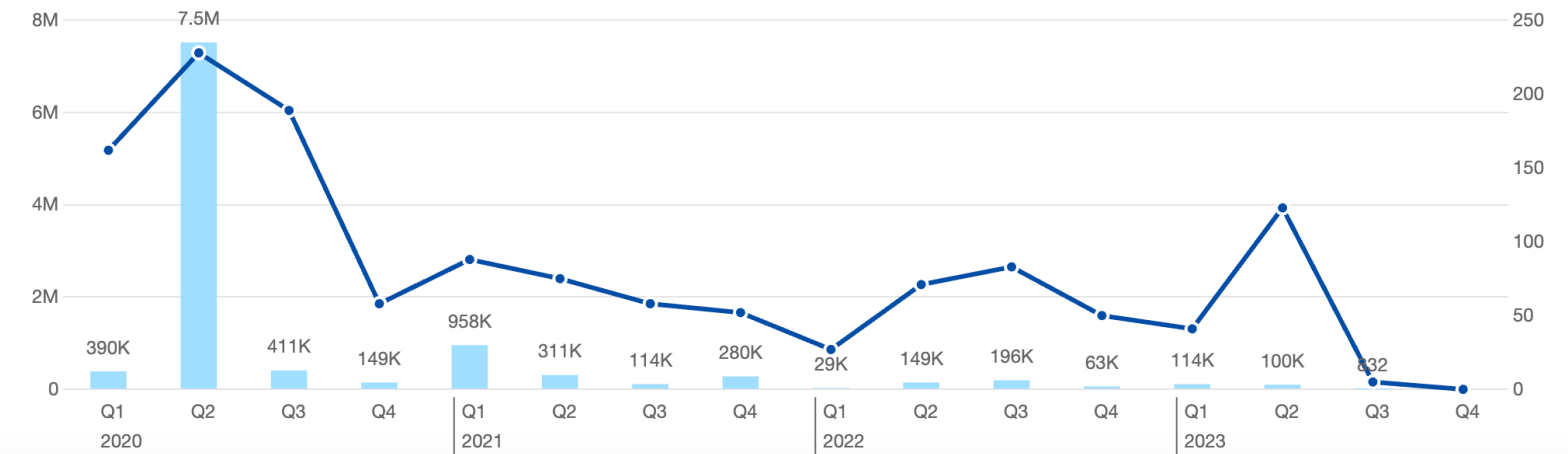
3

Order amount per order type



4

Orders by quarter

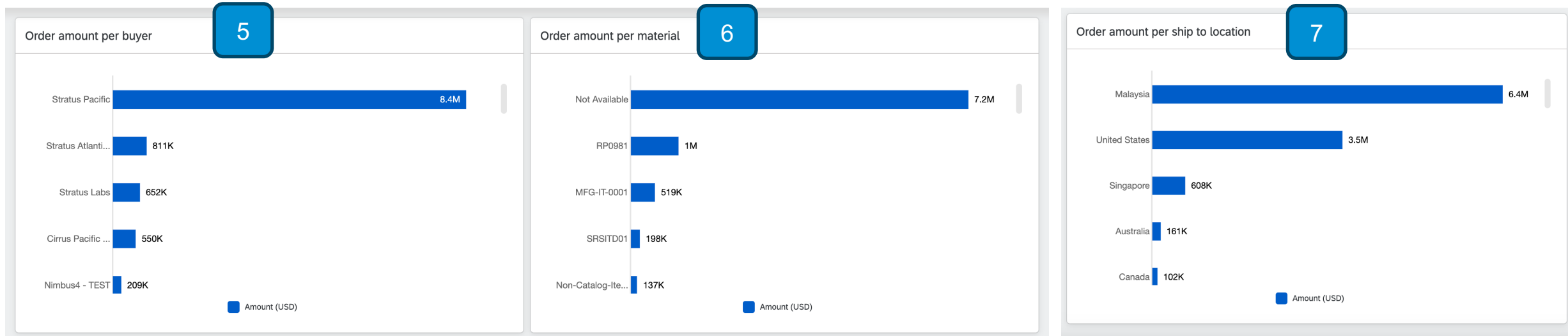


Guided walkthrough

Purchase order items – charts (2)

The charts provide data visualization based on purchase order line items data.

5. Buyer chart displays the distribution of Order amount or Order count based on the Buyer who created the Purchase order. Scroll down to see the full list
6. Material chart displays the distribution by the Supplier Part Number ID.
7. Ship to location displays the distribution by the Ship to address country.



Thank you.

Follow us



www.sap.com/contactsap

© 2024 SAP SE or an SAP affiliate company. All rights reserved.

No part of this publication may be reproduced or transmitted in any form or for any purpose without the express permission of SAP SE or an SAP affiliate company. The information contained herein may be changed without prior notice. Some software products marketed by SAP SE and its distributors contain proprietary software components of other software vendors. National product specifications may vary. These materials are provided by SAP SE or an SAP affiliate company for informational purposes only, without representation or warranty of any kind, and SAP or its affiliated companies shall not be liable for errors or omissions with respect to the materials. The only warranties for SAP or SAP affiliate company products and services are those that are set forth in the express warranty statements accompanying such products and services, if any. Nothing herein should be construed as constituting an additional warranty. In particular, SAP SE or its affiliated companies have no obligation to pursue any course of business outlined in this document or any related presentation, or to develop or release any functionality mentioned therein. This document, or any related presentation, and SAP SE's or its affiliated companies' strategy and possible future developments, products, and/or platforms, directions, and functionality are all subject to change and may be changed by SAP SE or its affiliated companies at any time for any reason without notice. The information in this document is not a commitment, promise, or legal obligation to deliver any material, code, or functionality. All forward-looking statements are subject to various risks and uncertainties that could cause actual results to differ materially from expectations. Readers are cautioned not to place undue reliance on these forward-looking statements, and they should not be relied upon in making purchasing decisions. SAP and other SAP products and services mentioned herein as well as their respective logos are trademarks or registered trademarks of SAP SE (or an SAP affiliate company) in Germany and other countries. All other product and service names mentioned are the trademarks of their respective companies. See www.sap.com/trademark for additional trademark information and notices.