

SAP Business Network – Home Page Invoicing Widgets



Anonymous 5-question Survey QR code or [Click Me](#)

Widget Titles

Invoice Exceptions
Displays the total number of invoice exceptions, including the number of rejected, cancelled and failed invoices PLUS the number of Debit and Credit Memos

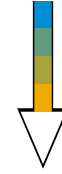
Approved Invoices
Shows quantity (right side axis) and value (left side axis) of approved invoices. Made by counting scheduled payments sent by your Customers

Paid Invoices
Displays a line chart showing quantity (right side axis) and value (left side axis) of the invoices paid .

Invoice Cycle Time
Enables suppliers to track invoice processing performance of your customer potentially identifying credit and collection issues

Invoice Exception Rate
Measures percentage of Invoices sent by the supplier to their Customers' Accounts Payable team that contain an error of some kind and are Rejected

Invoice Aging
Displays a bar chart of the total value of Sent, Rejected and Approved invoices from the last 0 to 30, 30 to 60 or 61 to 90 days



Permissions Required to View

Payment Activities, Outbox Access or Invoice Generation


Payment Activities, Outbox Access or Invoice Generation


Payment Activities, Inbox and Order Access or Supplier Treasury Agent


Payment Activities, Outbox Access or Invoice Generation

Payment Activities, Outbox Access or Invoice Generation

Payment Activities, Outbox Access or Invoice Generation

 **QUICK TIPS**
Use the Invoice Exceptions widget in conjunction with the Invoice Exception Rate widget to determine Customer performance. Use Paid Invoice widget in conjunction with the On-Time payment rate to identify whether you are paid on time.

 **Did you know?**
The Invoice Cycle Time widget measures the number of Business days required to process an invoice from when the invoice is received by your Customers Account Payable team.

 **QUICK TIPS**
The Invoice Exception Rate widget is calculated by the number of invoices sent to Accounts Payable that are rejected, cancelled or failed plus the number of credit/debit memos - Divided by the total number of invoices received as a percentage.