

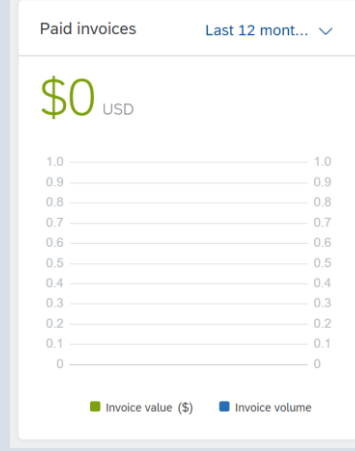
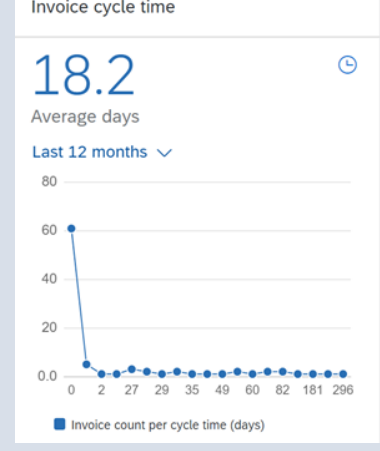
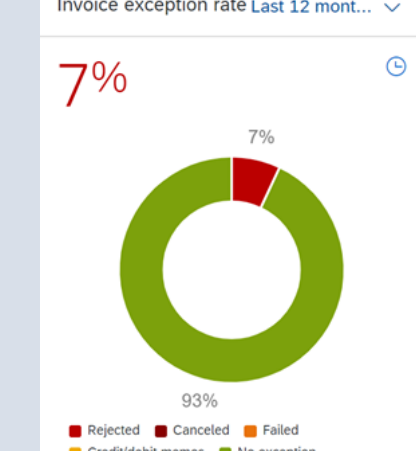
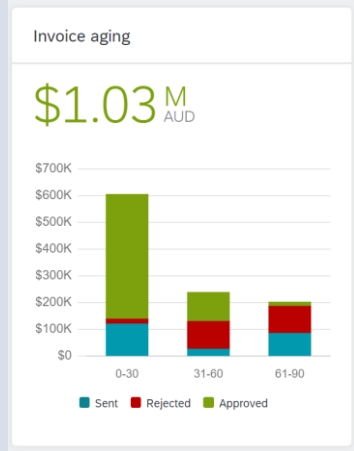




Anonymous 5-question Survey QR code or [Click Me](#)

SAP Business Network – Home Page Invoicing Widgets



Invoice Exceptions	Approved Invoices	Paid Invoices	Invoice Cycle Time	Invoice Exception Rate	Invoice Aging
					
<h3>Explanation</h3>	<h3>Explanation</h3>	<h3>Explanation</h3>	<h3>Explanation</h3>	<h3>Explanation</h3>	<h3>Explanation</h3>
<ul style="list-style-type: none"> ❖ This Widget displays the total number of invoice exceptions, including the number of rejected, cancelled and failed invoices PLUS the number of Debit and Credit Memos. ❖ Used in conjunction with the Invoice Exception Rate widget to determine Customer performance ❖ Permissions required – Payment Activities, Outbox Access or Invoice Generation 	<ul style="list-style-type: none"> ❖ This Widget Shows the quantity (right side axis) and value (left side axis) of the invoices approved and is made by counting the scheduled payments that were sent to you by your Customers ❖ Permissions required – Payment Activities, Outbox Access or Invoice Generation 	<ul style="list-style-type: none"> ❖ This Widget displays a line chart showing the quantity (right side axis) and value (left side axis) of the invoices paid . ❖ Used in conjunction with the On-Time payment rate to identify whether you are paid on time ❖ Permissions required – Payment Activities, Inbox and Order Access or Supplier Treasury Agent 	<ul style="list-style-type: none"> ❖ This Widget enables suppliers to track invoice processing performance of your customer potentially identifying credit and collection issues ❖ Measures the number of Business days required to process an invoice from when the invoice is received by your Customers Account Payable team ❖ Permissions required – Payment Activities, Outbox Access or Invoice Generation 	<ul style="list-style-type: none"> ❖ This Widget measures the percentage of Invoices sent by the supplier to their Customers' Accounts Payable team that contain an error of some kind and are Rejected ❖ Calculated by the number of invoices sent to Accounts Payable that are rejected, cancelled or failed plus the number of credit/debit memos - Divided by the total number of invoices received as a percentage ❖ Permissions required – Payment Activities, Outbox Access or Invoice Generation 	<ul style="list-style-type: none"> ❖ This Widget displays a bar chart of the total value of Sent, Rejected and Approved invoices from the last 0 to 30, 30 to 60 or 61 to 90 days ❖ Permissions required – Payment Activities, Outbox access or Invoice Generation