



Feature at a Glance

Network Catalog Management and Product Discovery BNCAT-363

Content Owner: Sankalp Nandanwar
Target GA: November, 2023

Introducing: **Network Catalog for Buyers and Suppliers**

Feature Description

Network Catalog solution enables suppliers to easily maintain a master catalog of all products using new Catalog option on Supplier Trading Partner Portal.

All the buyers on SAP Business Network can use the new modified search functionality on Buyer Trading Partner Portal to easily search and view these products from suppliers and send a request for quotation irrespective of the trading relationship between buyer and supplier.

This results in possible new business for buyers and suppliers.

Key Benefits

Enable buyers to use the new search functionality on Buyer Trading Partner Portal Home Page to:

- Search for product from various suppliers using product name and ship to location.
- See top suppliers of a product based on the selected delivery location
- Find competent sources of new supply channels
- Reach out to suppliers by creating RFI private postings in SAP Business Network Discovery to get more information about the product listed on the network catalog

Enable suppliers to use the network catalog functionality in SAP Business Network for possible new business opportunities by reaching new buyers for their products and services

Enable suppliers to respond to request for information (RFI) private postings in SAP Business Network Discovery created by buyers browsing through the network catalog

Audience:

Buyer and Suppliers

Enablement Model:

Customer Configured

Applicable Solutions

- SAP Business Network for Procurement

Enablement Steps, Prerequisites and Restrictions



Enablement Steps

This functionality will be automatically turned on for all the Enterprise Account Suppliers and all the Buyers. Supplier product manager and supplier product approver user permissions will be automatically assigned to the supplier admin user. The supplier administrator must assign the product manager role and/or product approver role to other supplier users to manage the network catalog solution.

Supplier Prerequisites

- The supplier administrator must assign the product manager role and/or product approver role to other supplier users to manage the network catalog solution. A single supplier user can be assigned with both roles or each supplier user can be assigned with either a product manager role or a product approver role as per the requirement.
- The product manager role must have Product Manager user permissions.
- The product approver role must have Product Approver user permissions.
- Suppliers must have Respond to Postings on SAP Business Network Discovery user permission to access and respond to the postings on SAP Business Network Discovery.
- Suppliers must have an Enterprise account to access the Network Catalog solution.
- Make sure that the **Notify when a buyer invites me to a posting** check box is selected on the Postings section of the **Account settings** → **Settings** → **Notifications Discovery** page to receive a notification when a private posting has been created for your product.

Enablement Steps, Prerequisites and Restrictions



Buyer Prerequisites

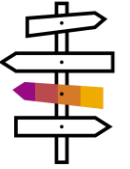
- Buyers must have the **Create and manage postings on Ariba Discovery** user permission to create and manage SAP Business Network Discovery postings.
- Make sure that the "Notify me, when **A supplier responds to my posting**" check box is selected on the Postings section of the **Account settings** → **Manage Profile** → **Notifications Discovery** page to receive a notification when a supplier responds to your posting.

Restrictions

Network Catalog functionality is only available for enterprise account suppliers. Suppliers with standard account must consider to upgrade to benefit from the Network Catalog functionality.

Data Centre considerations: The solution uses US data centre but can support global users

Supplier Features



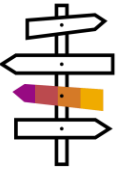
Supplier Product Manager Tasks

- Accessing Network Catalog
- Network Catalog Home Page
- Maintain Products in Network Catalog
 - Download Templates
 - Upload Templates
- View Upload Logs
- View and Edit Product
- Preview Products
- Send Products for Approval
- Delete Products
- Move Products from Online to Stage Version

Supplier Product Approver Tasks

- View and Preview Products
- Approve/Reject Products

Supplier Product Manager Task – Accessing Network Catalog



SAP Business Network Enterprise Account

Home Enablement Integration Discovery Workbench Orders Fulfillment Invoices Payments Catalogs Reports Assessments Create

We would love for you to share your experience as a trading partner on SAP Business Network. Please take a few minutes to provide your feedback here.

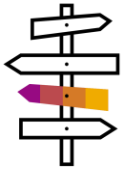
Orders and Releases qa01-buyer01 Exact match Order number

Overview Getting started 8

0 Orders to invoice Last 31 days	0 Orders Last 31 days	0 Rejected invoices Last 31 days	\$ 0.0 USD Remittances Last 31 days	\$ 0.0 USD Early payment offers Next 90 days	7 More
--	-----------------------------	--	---	--	-----------

- Suppliers can access Network Catalog under the Catalog option on the Supplier Trading Partner Portal.
- Existing experience of managing Private Catalogs will be shifted under the Customer Catalog option.

Supplier Product Manager Task – Network Catalog Home Page



Network Catalog

Upload Files | Download Templates | View Logs

20 Staged Products | 1 Pending Approvals | 5 Online Products

Staged Products (20)

Go | Filters (5)

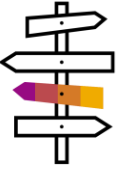
Product ID | Product Name | Category | Update Date | Status

Image	Product ID	Product Name	Update Date	Category	Status	Action
<input type="checkbox"/>	BNCAT245T1	DONOTCHANGE: BNCAT245_Product Preview_E2E Test	13/06/2023, 07:21:24	Mobile phones	Draft	...
<input type="checkbox"/>	perf0001	product 0001	25/05/2023, 08:33:56	Lenses	Draft	...
<input type="checkbox"/>	0000	Lense for camera 00000	24/05/2023, 12:02:30	Lenses	Complete	...

Network Catalog Home Page can be divided into 4 parts:

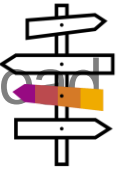
- Top Menu Bar containing options for Upload Files, Download Template, View Logs and Bulk Delete.
- Tiles containing information about the number of products in staged version, online version and products pending approval.
- Filter section for users to filter products based on various parameters.
- Product list view showing all the uploaded products.

Supplier Product Manager Task – Maintain Products in Network Catalog – Download Templates



- Downloading templates is the first step to upload products in Network Catalog.
- Suppliers can download product details, price and media template using the Download Template Option.
- Suppliers can select the language in which they would like to maintain the product information using in these templates using the Language Dropdown.

Supplier Product Manager Task – Maintain Products in Network Catalog – Upload Templates



The screenshot displays the SAP Business Network 'Network Catalog' interface. At the top, there are navigation tabs for Home, Enablement, Integration, Discovery, Workbench, Orders, Fulfillment, Invoices, Payments, Catalogs, Reports, and More. Below these, a summary bar shows 20 Staged Products, 1 Pending Approvals, and 5 Online Products. The main area is titled 'Staged Products (20)' and contains search filters for Product ID, Product Name, Category, and Update Date. A 'back' button is visible at the bottom right of the main area. A yellow box highlights the 'Upload Files' dropdown menu, which includes options for 'Upload Product Detail', 'Upload Price', and 'Upload Media'. Three yellow arrows point from these options to three separate modal windows on the right: 'Upload Product Detail File', 'Upload Price File', and 'Upload Media File'. Each modal window contains a dashed box for file upload and an 'Upload' button. The 'Upload Media File' modal includes additional instructions: 'Add information to the CSV file, compress all the images into a single zip file, and add it to the images folder. The entire media zip file size must not exceed 200 MB. You can only add five images per product and the maximum file size limit for images is 10 MB. If the file size is greater than 10 MB, it is advised to split the total products into multiple files or compress the images before uploading them.'

Once you have finished filling in the product, price and media templates files. You can upload these files using the Upload Files option.

- It is essential to maintain the product details and price file for the products.
- Maintaining the media file (attaching the images to the products) is optional. Though it is highly recommended that you maintain images for the products. This gives visual representation to the product and positively affects the buying decision of the buyers.
- It is recommended that the user should first upload product details template, then price template and then media template.

Supplier Product Manager Task – Maintain Products in Network Catalog – Upload Images



Business Network Enterprise Account

Home Enablement Discovery Workbench Catalogs

Network Catalog

Upload Files Download Templates View Logs

Upload Product Detail

Upload Price

Upload Media > Upload Media Zip Upload Image URL

25 Staged Products 2 Online Products

Staged Products (25)

Go Refresh Filters (5)

Product ID Product Name Category Update Date

Upload Media Zip File

Click to select or drag and drop media+info.zip file here.

Add information to the CSV file, compress all the images into a single zip file, and add it to the images folder. The entire media zip file size must not exceed 200 MB. You can only add five images per product and the maximum file size limit for images is 10 MB. If the file size is greater than 10 MB, it is advised to split the total products into multiple files or compress the images before uploading them.

Upload Close

- Once you have finished uploading the product and price templates, you can upload the product images using the media upload template using the one of the two options available.
- The first option is to upload the images using the media zip file. This option can be used when you have the images on your local machine and would like to upload the images.
- The second option is to upload the images by providing the image URL of the images that are hosted on external sites or your content management system.

Upload Image URL File

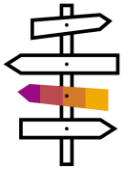
Click to select or drag and drop imageurl+info.xlsx file here.

Selected File:

imageurl+ipadsilver.xlsx 29.09 KB

Upload Close

Supplier Product Manager Task – View Upload Logs

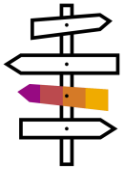


- Suppliers can view the status of the upload files and view error logs of the upload using the View Log option.

- In the view log page, suppliers have an option to download the uploaded file, technical error log file and validation error log file using the action against each upload entry on the view log page.
- Validation log files gives information about data validation errors associated with the upload file.
- Technical log file gives information about system or technical errors that might have occurred during the file upload resulting in failed records.

Upload ID	Upload Type	No. of Records	No. of Records Processed	No. of Records Failed	Uploaded By	Upload Time	Upload Status	Action
8797634796128	Product Detail	2	2	0	qa01-supplier01@ariba.com	Jul 5, 2023, 11:40:27 AM	Successful	...
8797600389728	Media	2	1	1	qa01-supplier01@ariba.com	Jul 4, 2023, 2:34:55 PM	Partially Successful	Export Validation Log File Export Technical Log File Export Uploaded File
8797569096288	Product Detail	1	1	0	qa01-supplier01@ariba.com	Jul 4, 2023, 11:12:30 AM	Successful	...
8797534984800	Media	2	1	1	qa01-supplier01@ariba.com	Jul 3, 2023, 2:22:15 PM	Partially Successful	...
8797534853728	Media	2	1	1	qa01-supplier01@ariba.com	Jul 3, 2023, 1:47:30 PM	Partially Successful	...
8797505624672	Media	2	1	1	qa01-supplier01@ariba.com	Jul 3, 2023, 1:37:29 PM	Partially Successful	...
8797505591904	Product Detail	1	1	0	qa01-supplier01@ariba.com	Jul 3, 2023, 1:36:44 PM	Successful	...

Supplier Product Manager Task – View and Edit Products



The screenshot displays the Supplier Product Manager interface. On the left, a summary bar shows 20 Staged Products, 1 Pending Approvals, and 5 Online Products. Below this is a table of staged products with columns for Image, Product ID, Product Name, Update Date, and Category. A yellow box highlights the 'Action' column, which contains a dropdown menu with options: View, Edit, Preview, Send for Approval, and Delete. An arrow points from the 'Delete' option in the dropdown to the 'Product Details' view on the right.

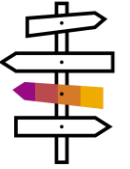
The 'Product Details' view shows the following information:

- General:** Product ID 83100001, Product Status Draft, Product Name Human RIPK2 - 1.
- Product Summary:** Human RIPK2 - 1 which color is grey and produced in United Kingdom.
- Product Description:** Human RIPK2 - 1 description is here...
- Product Information:** EAN Number 12345678, UPC Number 987654321, Unit of Measure piece (H87).
- Product URL:** https://fishersci.com/itemdetail?catnum=89...

A 'Change History' section on the right shows a record for 'qa01-supplier01@ariba.com' created on 28/06/2023 at 12:25:10.

- Using the action option available against each uploaded product, suppliers can view or edit the product.
- The edit view allows supplier to make modifications to the product information and save.
- Suppliers can also reupload the product file with updated information to update product information for multiple products.
- Suppliers can also use the edit option to maintain product information in different languages for the language specific fields.
- Change History section in the product detail view, helps suppliers to track product status changes.

Supplier Product Manager Task – Preview Products



The screenshot displays the Supplier Product Manager interface. At the top, there are three summary cards: '20 Staged Products', '1 Pending Approvals', and '5 Online Products'. Below this is a 'Staged Products (20)' section with search filters for Product ID, Product Name, Category, and Update Date, along with a 'Go' button and 'Filters (5)'.

A table lists the staged products:

Image	Product ID	Product Name	Update Date	Category	Status	Action
	ja0001		04/07/2023, 14:35:04	Lenses	Draft	***
	pricehandling	Price Handling Test	04/07/2023, 13:35:29	Proteins	Draft	***

A yellow box highlights the 'Preview' option in the context menu for the first product. An arrow points from this menu to the 'Preview' page on the right.

The 'Preview' page shows details for 'Lense for camera Q0009' (Supplier Product ID: qa01-supplier01-t). It includes a placeholder image, a metadata table, and a price table.

Supplier Product ID:	Q0009
Manufacturer Part ID:	Q0005
Manufacturer Name:	Skil
EAN Number:	11111111
UPC Number:	22222222
Lead Shipping Time:	2 Business Days

Quantity	Price
1+ piece	112.00 EUR

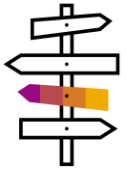
Preview Settings: Country/Region: Germany, Price Date Time: 7/5/2023, 10:48 PM.

Product Summary: Lense for camera Q0009

Product Description: Lense for camera Q0009

- Using the action option available against each uploaded product, suppliers can preview the product as it will appear to the Buyer.
- Suppliers must select the geography through the country/region field and the date, on the basis of which the pricing for the product will be shown.
- The options on the country/region field will depend on the prices maintained by the supplier on the price file.

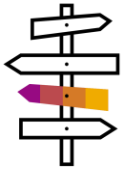
Supplier Product Manager Task – Send Products for Approval



<input type="checkbox"/>	Image	Product ID	Product Name	Update Date	Category	Status	Action
<input type="checkbox"/>		BNCAT245T1	DONOTCHANGE: BNCAT245_Product Preview_E2E Test	13/06/2023, 07:21:24	Mobile phones	Draft	...
<input type="checkbox"/>		perf0001	product 0001	25/05/2023, 08:33:56	Lenses	Draft	...
<input type="checkbox"/>		Q0009	Lense for camera Q0009	24/05/2023, 13:03:38	Lenses	Complete	...
<input type="checkbox"/>		Q0005	Lense for camera Q0005	24/05/2023, 13:03:36	Lenses	View	...
<input type="checkbox"/>		Q0001	Lense for camera Q0001	24/05/2023, 13:03:36	Lenses	Edit	...
<input type="checkbox"/>		Q0011	Lense for camera Q0011	24/05/2023, 12:54:41	Lenses	Preview	...
<input type="checkbox"/>		Q0015	Lense for camera Q0015	24/05/2023, 12:54:41	Lenses	Send for Approval	...
<input type="checkbox"/>		Q0019	Lense for camera Q0019	24/05/2023, 12:54:40	Lenses	Delete	...

- Using the action option available against each uploaded product, suppliers can send the product for approval.
- Send for approval option is only enabled for the products that in Completed Status. Products are considered completed when they have at least one price line maintained for the base unit of measure.
- Users can also select multiple completed products and sent them all for approval using the send for approval option available at the top of product rows. Users can only select products from a single page. Selection across pages is not allowed.

Supplier Product Manager Task – Delete Products



Network Catalog

Upload Files | Download Templates | View Logs | ...

20 Staged Products | 1 Pending Approvals | 5 Online Products

Send for Approval | Publish | Delete

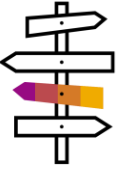
<input type="checkbox"/>	Image	Product ID	Product Name	Update Date	Category	Status	Action
<input type="checkbox"/>		BNCAT245T1	DONOTCHANGE: BNCAT245_Product Preview_E2E Test	13/06/2023, 07:21:24	Mobile phones	Draft	...
<input type="checkbox"/>		perf0001	product 0001	25/05/2023, 08:33:56	Lenses	Draft	...
<input type="checkbox"/>		Q0009	Lense for camera Q0009	24/05/2023, 13:03:38	Lenses	Complete	...
<input type="checkbox"/>		Q0005	Lense for camera Q0005	24/05/2023, 13:03:36	Lenses	Complete	...
<input type="checkbox"/>		Q0001	Lense for camera Q0001	24/05/2023, 13:03:36	Lenses	Complete	...
<input type="checkbox"/>		Q0011	Lense for camera Q0011	24/05/2023, 12:54:41	Lenses	Draft	...
<input type="checkbox"/>		Q0015	Lense for camera Q0015	24/05/2023, 12:54:41	Lenses	Draft	...
<input type="checkbox"/>		Q0019	Lense for camera Q0019	24/05/2023, 12:54:40	Lenses	Draft	...

Download Bulk Deletion Template | Upload Bulk Deletion File

View | Edit | Preview | Send for Approval | Delete

- Using the action option available against each uploaded product, suppliers can delete the product.
- Suppliers can select multiple products and delete them at once using the delete option available at the top of product rows. Users can only select products from a single page. Selection across pages is not allowed.
- Suppliers can also download the bulk deletion template and upload the bulk deletion file to delete multiple products. This option is available in the top menu bar.

Supplier Product Manager Task – Move Products from Online to Stage Version



Network Catalog Upload Files Download Templates View Logs ...

20 Staged Products | 1 Pending Approvals | 5 Online Products

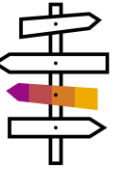
Online Products (5) Go Filters (5)

Product ID: Product Name: Category: Update Date:

Image	Product ID	Product Name	Update Date	Category	Action
	BNCAT247T3	247T3	05/07/2023, 08:51:30	Brooms and mops and brushes and accessories	View ...
	Demo0002	Lense for camera Demo 0002	29/06/2023, 11:48:16	Lenses	Move to Staged ...
	gr0003	Camera gr0003	20/06/2023, 15:27:57	Lenses	Preview ...
	Q0003	Lense for camera Q0003	24/05/2023, 13:15:19	Lenses	...
	Q0007	Lense for camera Q0007	24/05/2023, 13:12:33	Lenses	...

- Using the action option available against each online product, suppliers can use the Move to Stage option to move products from online version to stage version of the catalog. Doing so will unpublish the product and the product will no longer be visible to the buyer.
- Using this option supplier can make changes to the products once the product is in staged version of the catalog. Once the changes are complete, the product can then again be sent for approval. Once the product is approved by the product approver, it will be published again.

Supplier Product Approver Task – View and Preview Products which are Pending Approval



Supplier Network Enterprise Account

Management Integration Discovery Workbench Orders Fulfillment Invoices Payments Catalogs Reports More

Network Catalog

Upload Files Download Templates View Logs

20 Staged Products

1 Pending Approvals

5 Online Products

Pending Approvals (1)

Go Refresh Filters (5)

Product ID Product Name Category Update Date

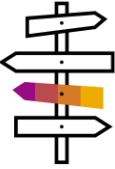
Image	Product ID	Product Name	Update Date	Category	Action
<input type="checkbox"/>	Demo0001	Lense for camera Demo 0001	21/06/2023, 13:10:48	Lenses	<ul style="list-style-type: none">ViewPreviewApproveReject

10 Items

© SAP SE or an SAP affiliate company. All rights reserved.

- All the product approver tasks will be under the Pending Approval Tile.
- Using the action option available against each product, supplier can view and preview the product.

Supplier Product Approver Task – Approve or Reject Products which are Pending Approval



Network Catalog

20 Staged Products | 1 Pending Approvals | 5 Online Products

Pending Approvals (1)

Go Refresh Filters (5)

Product ID: Product Name: Category: Update Date:

Approve

<input type="checkbox"/>	Image	Product ID	Product Name	Update Date	Category	Action
<input type="checkbox"/>		Demo0001	Lense for camera Demo 0001	21/06/2023, 13:10:48	Lenses	<input type="button" value="View"/> <input type="button" value="Preview"/> <input type="button" value="Approve"/> <input type="button" value="Reject"/>

10 Items

SE or an SAP affiliate company. All rights reserved.

Approve

Are you sure you want to approve the product **Demo0001**- Lense for camera Demo 0001?

Comments:

Add Note(Optional)

Approve Cancel

Reject

Are you sure you want to reject the product **Demo0001**- Lense for camera Demo 0001?

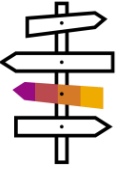
Comments: *

Add Note

Reject Cancel

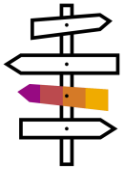
- Using the action option available against each product, supplier can approve or reject the product.
- Supplier can provide approval comments while approving the product. Approval comments is optional.
- Supplier must provide rejection comments while rejecting the product. Rejection comments is mandatory.
- Supplier can also select multiple products and approve them at once using the approve option available at the top of product rows.

Buyer Features



Buyer Tasks

- Use Search Functionality
- View Search Results
- View Product Details
- Use Price Check Option

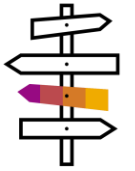


Buyer Task – Using New Search Functionality to Search Products

The screenshot shows the SAP Business Network interface. At the top, there's a navigation bar with 'SAP Business Network' and a 'Back to classic view' button. Below that, a menu includes 'Home', 'Discovery', 'Workbench', 'Orders', 'Fulfillment', 'Invoices', 'Payments', 'Catalogs', 'Supplier Enablement', and 'Reports'. A 'Quick Links' button is on the right. The main content area features a search bar with a dropdown menu open, showing 'Discovery' selected. Below the search bar, there are five cards displaying key metrics: Orders (0, Last 31 days), Invoices (0, Last 31 days), Remittances (\$0.0 USD, Last 31 days), Scheduled payments (\$0.0 USD, Next 90 days), and Open postings (16, Last 90 days).

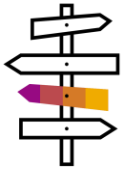
- Buyers can use the new search functionality on the Buyer Trading Partner Portal Home page using the newly added Discovery option.
- Buyers must select the location in which they are looking to deliver the products and then type in the search query (product name, description, manufacturer name, etc)

Buyer Task – View Search Results




The screenshot shows the SAP Business Network search results page. The top navigation bar includes the SAP logo, 'Business Network', and various menu items like Home, Workbench, Planning, Orders, Fulfillment, Quality, Invoices, Payments, Catalog, and More. A search bar at the top contains 'Discovery', 'in United States', and 'laptop'. Below the search bar, it indicates '35 products found' and 'Sort By: Relevance'. A filter sidebar on the left includes sections for 'Categories' (Computers & Tablets, Traditional Laptop Computers), 'Price Range' (with input fields and an 'OK' button), and 'Manufacturer' (Intel, Apple, IBM). The main content area displays three product cards. Each card features a laptop image, a title, a description, a price range, and a 'Check Price' button. A 'Feedback' button is visible on the right side of the product grid.

- Once the buyer hits the search button, they will be guided to the search results page.
- Buyers can use the filter section to filter out the search results using different parameters available.
- Buyers can click on the preview time to navigate to the product details page to get more information about the product.



Buyer Task – View Product Details

< Product Details



Manu Z1 Wholesale Good Price 10.1 11.6 14.1 inch Free Download Laptop

Supplier ABC

Supplier Product ID: 2314899992

Manufacturer parts ID: M235623299

Supplier Country/Region: China

Deliver to:

* Note: If you select a different delivery location the product price will vary.

Quantity	Price
1-99 Piece	112 USD
100-199 Piece	110 USD
200-499 Piece	109 USD
500-999 Piece	106 USD
1000+ Piece	102 USD

Product Specifications

Warranty(Year): 1-Year
Display resolution: 1366x768
Plugs Type: mult
Series: For Home & Student
Graphics Card Brand: Intel
Video Memory Type: GDDR3
Feature: Wireless
Thickness: 10-18mm

Display Ratio: 16:9
Port: 65W
Package: Yes
Hard Drive Type: EMMC
Body Material: Plastic
Panel Type: TN
Operating System: Windows 10
Video Memory Capacity: 6GB
Processor Main Frequency: 1.10GHz

108.00 USD

Quantity:

Ship to New York

Total 21,680 USD

More Suppliers

110.00 USD

Sold by: Supplier A

109.00 USD

Sold by: Supplier B

109.00 USD

Sold by: Supplier C

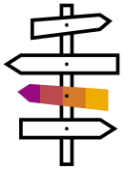
109.00 USD

Sold by: Supplier D

109.00 USD

Sold by: Supplier E

- Buyers to click on the product preview tile to navigate to the product detail view.
- Product detail view provides additional information to the buyers.
- On the product detail page the buyer also has an option to use the price check option.
- They will also see similar products available to them by different suppliers at different price points.




Buyer Task – Use Price Check Option

Apple iCloud Google Yahoo Bing Wikipedia Facebook Twitter LinkedIn The Weather Channel Zomato TripAdvisor NDTV Hotstar

scovey and Catalog |... [BNCAT-363] Network Catalog GA1 -... Error DC-88 Managing Products in Staged... Business Network ONDC requiremen... Catalog_Buyer

Product Details

Manu Z1 Wholesale Good Price 10.1 11.6



Check Price from Supplier ABC

Supplier Product ID
2314899992



Product Name
Manu Z1 Wholesale Good Price 10.1 11.6 14.1 inch Free Download Laptop

Category Computer Peripherals	Deliver to Germany
Quantity 200 Piece	Amount \$21,680




Product Description
Lorem ipsum dolor sit amet, consectetur adipiscing elit. Interdum molestie dui hac velit quisque cursus pharetra. Viverra tempus semper nec tincidunt dui eget quisque. Lectus augue augue phasellus vel, magna eu sem sem... [More](#)

Comments

Response Deadline*

Sep 22, 2022, 12:00:00 AM  UTC-08:00 Pacific Time (US&Canada) 

Submit **Cancel**

108.00 USD
Quantity: 200   Piece 
Ship to New York
Total **21,680 USD**
Check Price

More Suppliers

110.00 USD
Sold by: **Supplier A**

109.00 USD
Sold by: **Supplier B**

109.00 USD
Sold by: **Supplier C**

109.00 USD
Sold by: **Supplier D**

109.00 USD

Product Specifications

Warranty(Year): 1-Year
Display resolution: 1366x768

- Buyers can select the product quantity and the ship to location before they do the price check.
- Once the buyer clicks on the price check button, the buyer will get a chance to put in additional comments and questions they intent to ask the supplier.
- Buyers should also select the time by when they expect the suppliers to respond to their question.
- Once the buyer submits the price check query, a Request for Information Private Posting is created in Discovery.
- The supplier will be notified that the posting as been created through catalog.
- Suppliers then respond to this posting and addresses buyers questions.

Thank You

Follow us



www.sap.com/contactsap

© 2023 SAP SE or an SAP affiliate company. All rights reserved.

No part of this publication may be reproduced or transmitted in any form or for any purpose without the express permission of SAP SE or an SAP affiliate company. The information contained herein may be changed without prior notice. Some software products marketed by SAP SE and its distributors contain proprietary software components of other software vendors. National product specifications may vary. These materials are provided by SAP SE or an SAP affiliate company for informational purposes only, without representation or warranty of any kind, and SAP or its affiliated companies shall not be liable for errors or omissions with respect to the materials. The only warranties for SAP or SAP affiliate company products and services are those that are set forth in the express warranty statements accompanying such products and services, if any. Nothing herein should be construed as constituting an additional warranty. In particular, SAP SE or its affiliated companies have no obligation to pursue any course of business outlined in this document or any related presentation, or to develop or release any functionality mentioned therein. This document, or any related presentation, and SAP SEs or its affiliated companies' strategy and possible future developments, products, and/or platforms, directions, and functionality are all subject to change and may be changed by SAP SE or its affiliated companies at any time for any reason without notice. The information in this document is not a commitment, promise, or legal obligation to deliver any material, code, or functionality. All forward-looking statements are subject to various risks and uncertainties that could cause actual results to differ materially from expectations. Readers are cautioned not to place undue reliance on these forward-looking statements, and they should not be relied upon in making purchasing decisions. SAP and other SAP products and services mentioned herein as well as their respective logos are trademarks or registered trademarks of SAP SE (or an SAP affiliate company) in Germany and other countries. All other product and service names mentioned are the trademarks of their respective companies. See www.sap.com/trademark for additional trademark information and notices.