



Feature at a Glance

Allow Reordering of Key Figures in Views CSC-35672

Content Owner: Marghe Monni, Murali Medam
Target GA: August, 2023

Introducing: **Allow Reordering of Key Figures in Views**

Feature Description

This feature allows buyers to set the order of key figures in views. The key figure order is visible both in the user interface and in Excel files downloaded by running Upload/Download jobs.

Key Benefits

Buyer benefit: Planner users will have planning views tailored for their business process and are easier to consume.

Supplier benefit: Same benefit as buyer planner users.

Audience:

Buyer and Supplier

Enablement Model:

Automatically On

Applicable Solutions:

- SAP Business Network Planning Collaboration,
- SAP Business Network Supply Chain Collaboration, inventory add-on



Prerequisites, Restrictions, Cautions

Prerequisites

- You must have both the **Supply Chain Collaboration** and **Planning Collaboration** entitlements enabled.
- You are a buyer administrator or a buyer with the **Planning Settings Authorization** permission.

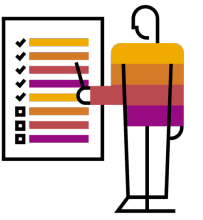
Restrictions

- You cannot reorder the key figures in the **Aggregated forecast across locations** view.

Cautions

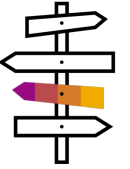
- None

Personas




- Buyer organizations and Buyer users: All buyers using Planning collaboration portal UI and Excel features, Planning collaboration master users, administrators, Planning users.
- Supplier organizations and Supplier users: All suppliers using Planning collaboration portal UI and Excel features, Planning users.

User Story



- As a buyer administrator, I will edit one of my planning views and change the order of the planning key figures.
- As a supplier or buyer planning user, I will start seeing key figures in the same order as set by the buyer administrator.

Feature Details



1. As a Buyer Administrator, navigate to **Planning settings** > **Manage views**

Planning settings


General **Manage views** Assign suppliers Attributes library

Manage key figures appearing in different views.

Views

View name	View type	Process type	UI enabled	Excel enabled	Actions
Capacity View	Standard	Capacity	✓		...
Aggregated forecast across locations	Standard	Forecast			...
Forecast view	Standard	Forecast	✓	✓	...
Forecast view for comp supplier ⚠	Custom view	Forecast	✓	✓	...
External manufacturing visibility view	Standard	External manufacturing visibility	✓		...
Component planning collaboration view	Standard	Component planning collaboration	✓		...
Supplier managed inventory view	Standard	Supplier managed inventory	✓	✓	...
Retail SMI	Custom view	Supplier managed inventory	✓	✓	...
Supplier managed inventory days-of-supply view	Standard	Supplier managed inventory days of supply	✓	✓	...
Supplier managed replenishment view	Standard	Replenishment	✓	✓	...
Supplier managed replenishment days-of-supply view	Standard	Replenishment days of supply	✓		...

Feature Details



Buyer Administrator - Forecast View

2. Click on any view; for example, click on **Forecast view** to change the Key figure order in this view

SAP Business Network TEST MODE ← Back to classic view ? MM


Home Supply Chain Monitor Workbench **Planning** Orders Fulfillment Quality Invoices Payments More Quick links

Forecast view

Key figures Attributes

Reorder Add key figure

Key figures	Configuration ID	Expression	Data source	Type ⓘ	Visibility	Supplier editable	Actions
Forecast	ORDER_FORECAST		SAP Business Network	Standard	Visible	Read only	
Firmed orders	ALL_ORDERS		SAP Business Network	Calculated	Visible	Read only	
Cumulative forecast	CUMULATIVE_FORECAST	$i===CURRENT_DATE ? ORDER_FORECAST[i] : result[i-1] + ORDER_FORECAST[i]$	SAP Business Network	Calculated	Visible	Read only	
Previous forecast	PREVIOUS_FORECAST		Buyer	Standard	Hidden	Read only	
Commit	FORECAST_COMMIT		SAP Business Network	Standard	Visible	Editable	
Cumulative commit	CUMULATIVE_FORECAST_COMMIT	$i===CURRENT_DATE ? FORECAST_COMMIT[i] : result[i-1] + FORECAST_COMMIT[i]$	SAP Business Network	Calculated	Hidden	Read only	
Cumulative commit vs cumulative forecast	CUM_COMMIT_VS_CUM_FORECAST	$CUMULATIVE_FORECAST_COMMIT[i] - CUMULATIVE_FORECAST[i]$	SAP Business Network	Calculated	Hidden	Read only	
Cumulative previous forecast	CUMULATIVE_PREVIOUS_FORECAST	$i===CURRENT_DATE ? PREVIOUS_FORECAST[i] : result[i-1] + PREVIOUS_FORECAST[i]$	Buyer	Calculated	Hidden	Read only	
Cumulative forecast vs Cumulative previous forecast	CUM_FORECAST_VS_CUM_PREV_FORECAST	$CUMULATIVE_FORECAST[i] - CUMULATIVE_PREVIOUS_FORECAST[i]$	SAP Business Network	Calculated	Hidden	Read only	
Forecast deviation	FORECAST_DEVIATION	$FORECAST_COMMIT[i] - ORDER_FORECAST[i]$	SAP Business Network	Calculated	Visible	Read only	
Forecast change	FORECAST_CHANGE	$ORDER_FORECAST[i] - PREVIOUS_FORECAST[i]$	SAP Business Network	Calculated	Visible	Read only	
Previous forecast commit	PREVIOUS_FORECAST_COMMIT		Buyer	Standard	Hidden	Read only	



Buyer Administrator – Reorder Key figure

3. Click on **Reorder** to reorder the key figures; for example, select a custom key figure to reorder

The screenshot shows the 'Forecast view' in SAP Buyer Administrator. A 'Reorder' dialog box is open, listing various key figures with their configuration IDs and reorder icons. The key figure '[Custom] Forecast custom key figure' with configuration ID 'CUST_FORECAST__BASED_ON__SALES_ONLY_' is highlighted with a blue box. The background table shows columns for 'Key figures', 'Configuration ID', 'Visibility', 'Supplier editable', and 'Actions'.

Key figures	Configuration ID
Forecast	ORDER_FORECAST
Firmed orders	ALL_ORDERS
Cumulative forecast	CUMULATIVE_FORECAST
Previous forecast	PREVIOUS_FORECAST
Commit	FORECAST_COMMIT
Cumulative commit	CUMULATIVE_FORECAST_COMMIT
Cumulative commit vs cumulative forecast	CUM_COMMIT_VS_CUM_FORECAST
Cumulative previous forecast	CUMULATIVE_PREVIOUS_FORECAST
Cumulative forecast vs Cumulative previous forecast	CUM_FORECAST_VS_CUM_PREV_FORECAST
Forecast deviation	FORECAST_DEVIATION
Forecast change	FORECAST_CHANGE
Previous forecast commit	PREVIOUS_FORECAST_COMMIT
Upside forecast	UPSIDE_FORECAST
Priority	PRIORITY
Order received 1	PO_RECEIPT
Goods received	RECEIPT_DATE_GOODS_RECEIPT
Total shipment	ALL_ASN
[Custom] Forecast custom key figure	CUST_FORECAST__BASED_ON__SALES_ONLY_

Feature Details




Buyer Administrator – Reorder Custom Key Figures

4. The custom key figure order is changed with **Reorder**

Reorder			x
Forecast	ORDER_FORECAST		☰
Firmed orders	ALL_ORDERS		☰
Cumulative forecast	CUMULATIVE_FORECAST		☰
Previous forecast	PREVIOUS_FORECAST		☰
[Custom] Forecast custom key figure	CUST_FORECAST__BASED_ON__SALES_ONLY__		☰
Commit	FORECAST_COMMIT		☰
Cumulative commit	CUMULATIVE_FORECAST_COMMIT		☰
Cumulative commit vs cumulative forecast	CUM_COMMIT_VS_CUM_FORECAST		☰
Cumulative previous forecast	CUMULATIVE_PREVIOUS_FORECAST		☰
Cumulative forecast vs Cumulative previous forecast	CUM_FORECAST_VS_CUM_PREV_FORECAST		☰
Forecast deviation	FORECAST_DEVIATION		☰
Forecast change	FORECAST_CHANGE		☰
Previous forecast commit	PREVIOUS_FORECAST_COMMIT		☰
Upside forecast	UPSIDE_FORECAST		☰
Priority	PRIORITY		☰
Order received 1	PO_RECEIPT		☰
Goods received	RECEIPT_DATE_GOODS_RECEIPT		☰
Total shipment	ALL_ASN		☰

Ok Cancel

Feature Details



Buyer Administrator – Custom Key Figure Reordered

5. The key figures are reordered in the Forecast view

Home Supply Chain Monitor Workbench **Planning** Orders Fulfillment Quality Invoices Payments More [Quick links](#)

Forecast view

Key figures **Attributes**

[Reorder](#) [Add key figure](#)

Key figures	Configuration ID	Expression	Data source	Type ⓘ	Visibility	Supplier editable	Actions
Forecast	ORDER_FORECAST		SAP Business Network	Standard	Visible	Read only	✎
Firmed orders	ALL_ORDERS		SAP Business Network	Calculated	Visible	Read only	✎
Cumulative forecast	CUMULATIVE_FORECAST	$i===CURRENT_DATE ? ORDER_FORECAST[i] : result[i-1] + ORDER_FORECAST[i]$	SAP Business Network	Calculated	Visible	Read only	✎
Previous forecast	PREVIOUS_FORECAST		Buyer	Standard	Hidden	Read only	✎
[Custom] Forecast custom key figure	CUST_FORECAST__BASED_ON__SALES_ONLY_	Salesonlyforecast	Buyer	Custom	Visible	Read only	✎ 🗑️
Commit	FORECAST_COMMIT		SAP Business Network	Standard	Visible	Editable	✎
Cumulative commit	CUMULATIVE_FORECAST_COMMIT	$i===CURRENT_DATE ? FORECAST_COMMIT[i] : result[i-1] + FORECAST_COMMIT[i]$	SAP Business Network	Calculated	Hidden	Read only	✎
Cumulative commit vs cumulative forecast	CUM_COMMIT_VS_CUM_FORECAST	$CUMULATIVE_FORECAST_COMMIT[i] - CUMULATIVE_FORECAST[i]$	SAP Business Network	Calculated	Hidden	Read only	✎
Cumulative previous forecast	CUMULATIVE_PREVIOUS_FORECAST	$i===CURRENT_DATE ? PREVIOUS_FORECAST[i] : result[i-1] + PREVIOUS_FORECAST[i]$	Buyer	Calculated	Hidden	Read only	✎
Cumulative forecast vs Cumulative previous forecast	CUM_FORECAST_VS_CUM_PREV_FORECAST	$CUMULATIVE_FORECAST[i] - CUMULATIVE_PREVIOUS_FORECAST[i]$	SAP Business Network	Calculated	Hidden	Read only	✎
Forecast deviation	FORECAST_DEVIATION	$FORECAST_COMMIT[i] - ORDER_FORECAST[i]$	SAP Business Network	Calculated	Visible	Read only	✎

Feature Details



Buyer Organization – Details Page

6. Under **Planning** dropdown, navigate to the **Forecast details – Forecast view** to view the changed order of key figures as buyer user

Home Supply Chain Monitor Workbench **Planning** Orders Fulfillment Quality Invoices Payments More [Quick links](#)

< Forecast details - Forecast view

Supplier name Customer location Part no. Part description
 Supplier XYZ North East plant IBP-201-R

View by: Starting from: Starting from: 13 Jun 2023

> Chart


[Stock on hand: 300 \(PC\)](#) | [Part details](#)

Key figures	🔒 13 Jun 2023	🔒 14 Jun 2023	🔒 15 Jun 2023	🔒 16 Jun 2023	🔒 17 Jun 2023	🔒 18 Jun 2023	🔒 19 Jun 2023	🔒 20 Jun 2023	🔒 21 Jun 2023	🔒 22 Jun 2023
Forecast			4,043							3,780
Firmed orders										
Cumulative forecast	0	0	4,043	4,043	4,043	4,043	4,043	4,043	4,043	7,823
[Custom] Forecast custom key figure										
Commit										
Forecast deviation	0	0	-4,043	0	0	0	0	0	0	-3,780
Forecast change	0	0	4,043	0	0	0	0	0	0	3,780
Upside forecast †										
Total shipment										

† Data from supplier Last updated 1 Jun 2023 3:39:48 PM

Lead time

Feature Details



Supplier Organization – Details Page

7. Under Planning dropdown, navigate to the **Forecast details – Forecast view** to view the changed order of key figures as supplier user

SAP Business Network Enterprise Account TEST MODE

Home Enablement Workbench **Planning** Orders Fulfillment Quality Invoices Payments More

Create ...

Forecast details - Forecast view

Buyer name: Biker Bros Buyer Customer location: North East plant Part no.: IBP-201-R Part description:

View by: Daily Starting from: 06/13/2023 Jump to: Select a date to jump Starting from: 13 Jun 2023

Chart


Stock on hand: 300 (PC) Part details Last sent 31 Aug 2022 10:01:40 AM Send Data

Key figures	13 Jun 2023	14 Jun 2023	15 Jun 2023	16 Jun 2023	17 Jun 2023	18 Jun 2023	19 Jun 2023	20 Jun 2023	21 Jun 2023	22 Jun 2023
Forecast			4,043							3,780
Firmed orders										
Cumulative forecast	0	0	4,043	4,043	4,043	4,043	4,043	4,043	4,043	7,823
[Custom] Forecast custom key figure										
Commit										
Forecast deviation	0	0	-4,043	0	0	0	0	0	0	-3,780
Forecast change	0	0	4,043	0	0	0	0	0	0	3,780
Upside forecast										
Total shipment										

Refresh data Copy Forecast to Commit Last customer updated 1 Jun 2023 3:39:48 PM

Lead time


Feature Details



Supplier Organization – Excel Download & Upload

8. Navigate to the **Excel download** to view the changed order of key figures

Key figures	12 Jun 2023	19 Jun 2023	26 Jun 2023	3 Jul 2023	10 Jul 2023	17 Jul 2023	24 Jul 2023	31 Jul 2023	7 Aug 2023	14 Aug 2023	21 Aug 2023	28 Aug 2023
Forecast												
Firmed orders												
[Custom] Forecast custom												
Commit												
Forecast deviation	0	0	0	0	0	0	0	0	0	0	0	0
Forecast change	0	0	0	0	0	0	0	0	0	0	0	0
Forecast												
Firmed orders												
[Custom] Forecast custom												
Commit												
Forecast deviation	0	0	0	0	0	0	0	0	0	0	0	0
Forecast change	0	0	0	0	0	0	0	0	0	0	0	0
Forecast												
Firmed orders												
[Custom] Forecast custom												
Commit												
Forecast deviation	0	0	0	0	0	0	0	0	0	0	0	0
Forecast change	0	0	0	0	0	0	0	0	0	0	0	0
Forecast												
Firmed orders												
[Custom] Forecast custom												
Commit												
Forecast deviation	0	0	0	0	0	0	0	0	0	0	0	0
Forecast change	0	0	0	0	0	0	0	0	0	0	0	0
Forecast												
Firmed orders												
[Custom] Forecast custom												
Commit												
Forecast deviation	0	0	0	0	0	0	0	0	0	0	0	0
Forecast change	0	0	0	0	0	0	0	0	0	0	0	0



Component Planning Collaboration View

1. Reorder key figures in the Component planning collaboration view

Home Supply Chain Monitor **Planning** Orders Fulfillment Invoices Payments Catalogs Supplier Enablement Reports [Quick links](#)

Component planning collaboration view

Key figures

Finished good section Reorder Create new

Key figures	Configuration ID	Expression	Data source	Type	Visibility	Supplier editable	Actions
Order forecast	ORDER_FORECAST		Buyer	Standard	Visible	Read only	/
Forecast commit	FORECAST_COMMIT		Supplier	Standard	Visible	Editable	/
Purchase order inbound	PURCHASE_ORDER_INBOUND		SAP Business Network	Calculated	Visible	Read only	/
Purchase order outbound	PURCHASE_ORDER_OUTBOUND		SAP Business Network	Calculated	Visible	Read only	/
Transport order inbound	TRANSPORT_ORDER_INBOUND		SAP Business Network	Calculated	Visible	Read only	/
Transport order outbound	TRANSPORT_ORDER_OUTBOUND		SAP Business Network	Calculated	Visible	Read only	/
Copy purchase order inbound	COPY_PO_INBOUND		SAP Business Network	Calculated	Visible	Read only	/
Copy transport order inbound	COPY_TRANSPORT_ORDER_INBOUND		SAP Business Network	Calculated	Visible	Read only	/
Beginning inventory for finished good	BEGINNING_INVENTORY_FINISHGOOD	$i===CURRENT_DATE ?(STOCK_ON_HAND) : (ENDING_INVENTORY_FINISHGOOD[-1])$	SAP Business Network	Calculated	Visible	Read only	/
Ending inventory for finished good	ENDING_INVENTORY_FINISHGOOD	$(i===CURRENT_DATE ?(STOCK_ON_HAND) : (result[-1])) - PURCHASE_ORDER_OUTBOUND[i] - TRANSPORT_ORDER_OUTBOUND[i] + FORECAST_COMMIT[i]$	SAP Business Network	Calculated	Visible	Read only	/
Planned ending inventory	PLANNED_ENDING_INVENTORY	$(i===CURRENT_DATE ?(STOCK_ON_HAND) : (result[-1])) - ORDER_FORECAST[i] + FORECAST_COMMIT[i]$	SAP Business Network	Calculated	Visible	Read only	/
Components with shortage	COMPONENTS_WITH_SHORTAGE	$ENDING_INVENTORY_COMPONENT[i]<=0 ? result[i]+1 : result[i]$	SAP Business Network	Calculated	Visible	Read only	/

Component section Reorder Create new

Key figures	Configuration ID	Expression	Data source	Type	Visibility	Supplier editable	Actions
Order forecast	ORDER_FORECAST		Buyer	Standard	Visible	Read only	/

Feature Details



Buyer Administrator - Component Planning Collaboration View

2. Change the order of the Forecast commit key figure in the **Finished goods section** of the view

Component planning collaboration view

Key figures

Finished good section

Reorder Create new


Key figures	Configuration ID	Expression	Data source	Type	Visibility	Supplier editable	Actions
Forecast commit	FORECAST_COMMIT		Supplier	Standard	Visible	Editable	
Order forecast	ORDER_FORECAST		Buyer	Standard	Visible	Read only	
Purchase order inbound	PURCHASE_ORDER_INBOUND		SAP Business Network	Calculated	Visible	Read only	
Purchase order outbound	PURCHASE_ORDER_OUTBOUND		SAP Business Network	Calculated	Visible	Read only	
Transport order inbound	TRANSPORT_ORDER_INBOUND		SAP Business Network	Calculated	Visible	Read only	
Transport order outbound	TRANSPORT_ORDER_OUTBOUND		SAP Business Network	Calculated	Visible	Read only	
Copy purchase order inbound	COPY_PO_INBOUND		SAP Business Network	Calculated	Visible	Read only	
Copy transport order inbound	COPY_TRANSPORT_ORDER_INBOUND		SAP Business Network	Calculated	Visible	Read only	
Beginning inventory for finished good	BEGINNING_INVENTORY_FINISHGOOD	$i===CURRENT_DATE ?(STOCK_ON_HAND) : (ENDING_INVENTORY_FINISHGOOD[i-1])$	SAP Business Network	Calculated	Visible	Read only	
Ending inventory for finished good	ENDING_INVENTORY_FINISHGOOD	$(i===CURRENT_DATE ?(STOCK_ON_HAND) : (result[i-1])) - PURCHASE_ORDER_OUTBOUND[i] - TRANSPORT_ORDER_OUTBOUND[i] + FORECAST_COMMIT[i]$	SAP Business Network	Calculated	Visible	Read only	
Planned ending inventory	PLANNED_ENDING_INVENTORY	$(i===CURRENT_DATE ?(STOCK_ON_HAND) : (result[i-1])) - ORDER_FORECAST[i] + FORECAST_COMMIT[i]$	SAP Business Network	Calculated	Visible	Read only	
Components with shortage	COMPONENTS_WITH_SHORTAGE	$ENDING_INVENTORY_COMPONENT[i]<=0 ? result[i]+1 : result[i]$	SAP Business Network	Calculated	Visible	Read only	

Component section

Reorder Create new

Key figures	Configuration ID	Expression	Data source	Type	Visibility	Supplier editable	Actions
Order forecast	ORDER_FORECAST		Buyer	Standard	Visible	Read only	

Feature Details



Component Planning Collaboration View

3. The order of the Forecast commit key figure is only changed in the **Finished goods section**, not in the **Component section**

CHIPS_0106
Plant: Sunnyvale
Customer: jerrybuyreorder@ariba.com Supplier part no.: CHIPS_0106 Description: test description Lead time: 0

> Bill of materials: CHIPS_001

Component planning collaboration records

View by: Daily Starting from: 1/5/2023 Send data ↻

Key figure	5 Jan 2023	6 Jan 2023	7 Jan 2023	8 Jan 2023	9 Jan 2023	10 Jan 2023	11 Jan 2023	12 Jan 2023	13 Jan 2023	14 Jan 2023
Forecast commit										
Purchase order inbound										
Purchase order outbound										
Transport order inbound										
Transport order outbound										
Copy purchase order inbound										
Copy transport order inbound										
Beginning inventory for finished good	0	0	0	0	0	0	0	0	0	0
Ending inventory for finished good	0	0	0	0	0	0	0	0	0	0
Planned ending inventory	-200	-200	-200	-200	-200	-200	-200	-200	-200	-200
Components with shortage	1	1	1	1	1	1	1	1	1	1
Component COMP_0106 SHELVES-Part Stock on hand: 0 EA △(30)										
Order forecast	200									
Forecast commit										
Purchase order outbound										
Transport order inbound										
Transport order outbound										
Copy purchase order inbound										
Copy transport order inbound										
Beginning inventory for component	0	-200	-200	-200	-200	-200	-200	-200	-200	-200
Ending inventory for component	-200	-200	-200	-200	-200	-200	-200	-200	-200	-200

Available stock Out of stock No data

Follow us



www.sap.com/contactsap

© 2023 SAP SE or an SAP affiliate company. All rights reserved.

No part of this publication may be reproduced or transmitted in any form or for any purpose without the express permission of SAP SE or an SAP affiliate company. The information contained herein may be changed without prior notice. Some software products marketed by SAP SE and its distributors contain proprietary software components of other software vendors. National product specifications may vary. These materials are provided by SAP SE or an SAP affiliate company for informational purposes only, without representation or warranty of any kind, and SAP or its affiliated companies shall not be liable for errors or omissions with respect to the materials. The only warranties for SAP or SAP affiliate company products and services are those that are set forth in the express warranty statements accompanying such products and services, if any. Nothing herein should be construed as constituting an additional warranty. In particular, SAP SE or its affiliated companies have no obligation to pursue any course of business outlined in this document or any related presentation, or to develop or release any functionality mentioned therein. This document, or any related presentation, and SAP SE's or its affiliated companies' strategy and possible future developments, products, and/or platforms, directions, and functionality are all subject to change and may be changed by SAP SE or its affiliated companies at any time for any reason without notice. The information in this document is not a commitment, promise, or legal obligation to deliver any material, code, or functionality. All forward-looking statements are subject to various risks and uncertainties that could cause actual results to differ materially from expectations. Readers are cautioned not to place undue reliance on these forward-looking statements, and they should not be relied upon in making purchasing decisions. SAP and other SAP products and services mentioned herein as well as their respective logos are trademarks or registered trademarks of SAP SE (or an SAP affiliate company) in Germany and other countries. All other product and service names mentioned are the trademarks of their respective companies. See www.sap.com/trademark for additional trademark information and notices.