



# Feature at a Glance

## Invoice Exception Rate Benchmarking Widget (BNA-199)

Content Owner: Chris Chase

Target GA: Q3, 2023 (Release 2308)

# Introducing: **Invoice Exception Rate Benchmarking Widget**

## Feature Description

- The Invoice Exception Rate Benchmarking Widget displays the overall invoice exception rate across all suppliers on supplier home page.
- The Invoice Exception Rate Benchmarking Widget allows suppliers to compare their customers' invoice exception rate performance against the aggregate performance of the network.
- Suppliers may compare performance by supplier region, buyer industry, and buyer performance quartile.
- Suppliers may choose last quarter, last month, last 12 months

## Key Benefits

- Allows suppliers to use benchmarking as tool to improve performance.
- Allows suppliers to identify customer behaviors for discussion in contractual negotiations and in quarterly business reviews.
- Provides access to benchmarking data spanning many industries and regions.
- Eliminates costly data collection activities required to share data with a benchmarking service provider

Audience:

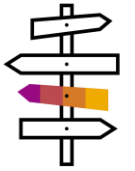
Suppliers

Enablement Model:

Automatically On

Applicable Solutions:

SAP Business Network



# User Story

**User Story:** As the financing manager my company and the sales manager negotiating with my customer, we need to understand the invoice exception rate of our invoices.

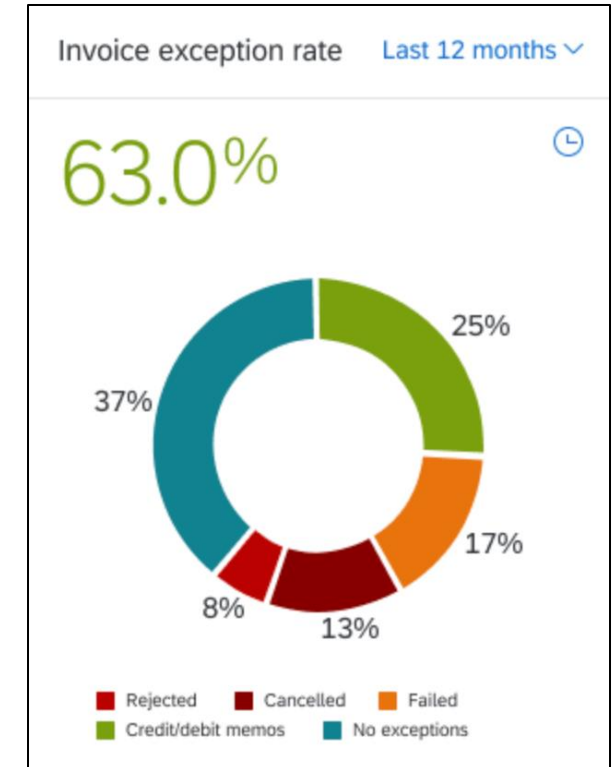
If our invoices have many exceptions, there may be any number of issues that we need to address with our customer. When invoices have exceptions, there is risk that we will not be paid on time and the costs to address the exceptions effect our bottom line.

Our customers with low invoice exception rates times have the following characteristics:

- standard processes and formats for invoice submission
- simple business rules configured on Ariba Network that support our automate interfaces
- methods in place to reduce paper invoice submissions
- incentives to support the use purchase orders
- a high emphasis on internal performance including monitoring and measurement

We place a strong emphasis on supporting our customers process improvement objectives.

**KPI Definition:** Invoice Exception Rate measures the percentage of invoices sent to the Accounts Payable (AP) Department by suppliers that contain an error of some kind and are rejected by AP.





# Prerequisites, Restrictions, Cautions

## Prerequisites

- None

## Restrictions

- You must have a bronze level or above subscription.
- You must have the Payment Activities, Outbox Access, or Invoice Generation permission to see the widget.
- This widget does not include order data from test accounts.

## Cautions

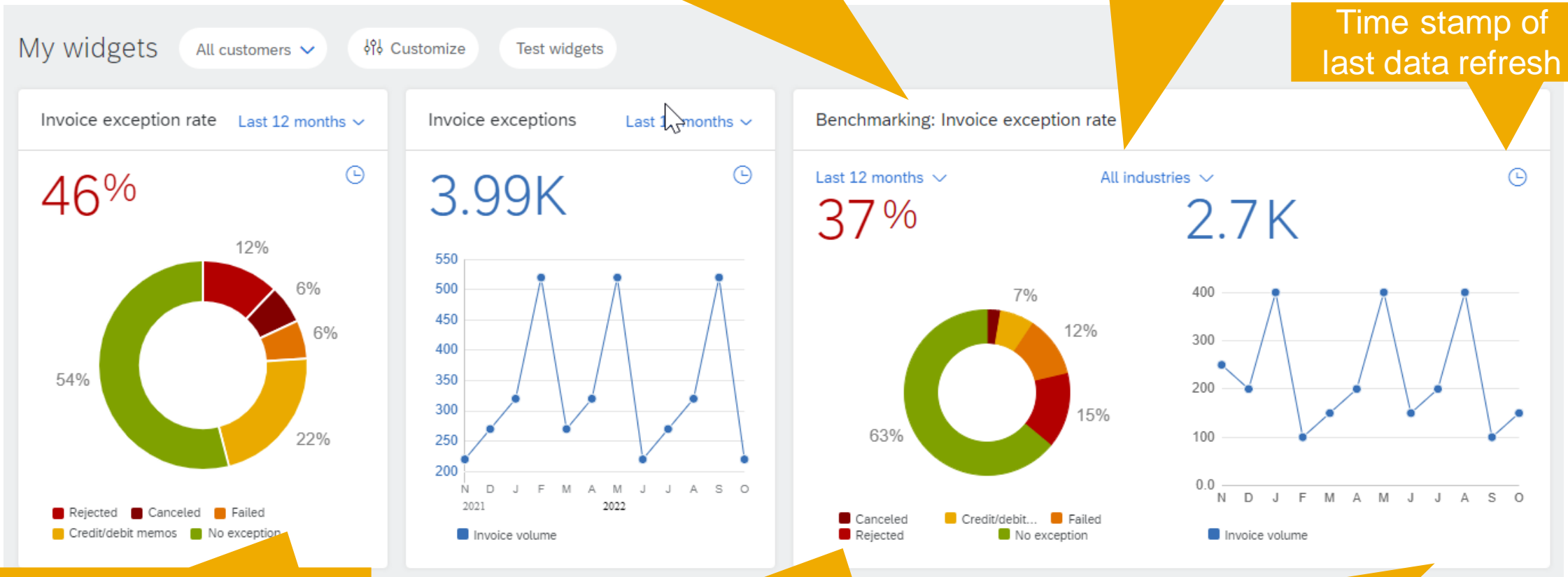
- The SAP Business Network KPI framework includes intelligence to identify and exclude data outliers that may be bad data, test data, or otherwise interfere with the KPI calculation. Therefore, KPI calculations may not fully reconcile with the scheduled payments with status Paid on Ariba Network.

# Feature Details

Date Range chooser: Last 12 months, Last quarter, Last month

The chooser allows you to evaluate the benchmark by buyer industry, supplier region or buyer performance quartile.

Time stamp of last data refresh



The benchmark may be compared to your customer's performance.

The donut chart shows the invoice execrate for the selected date range.

The line chart shows the number of exceptions per month.



Follow us



**[www.sap.com/contactsap](https://www.sap.com/contactsap)**

© 2023 SAP SE or an SAP affiliate company. All rights reserved.

No part of this publication may be reproduced or transmitted in any form or for any purpose without the express permission of SAP SE or an SAP affiliate company. The information contained herein may be changed without prior notice. Some software products marketed by SAP SE and its distributors contain proprietary software components of other software vendors. National product specifications may vary. These materials are provided by SAP SE or an SAP affiliate company for informational purposes only, without representation or warranty of any kind, and SAP or its affiliated companies shall not be liable for errors or omissions with respect to the materials. The only warranties for SAP or SAP affiliate company products and services are those that are set forth in the express warranty statements accompanying such products and services, if any. Nothing herein should be construed as constituting an additional warranty. In particular, SAP SE or its affiliated companies have no obligation to pursue any course of business outlined in this document or any related presentation, or to develop or release any functionality mentioned therein. This document, or any related presentation, and SAP SEs or its affiliated companies' strategy and possible future developments, products, and/or platforms, directions, and functionality are all subject to change and may be changed by SAP SE or its affiliated companies at any time for any reason without notice. The information in this document is not a commitment, promise, or legal obligation to deliver any material, code, or functionality. All forward-looking statements are subject to various risks and uncertainties that could cause actual results to differ materially from expectations. Readers are cautioned not to place undue reliance on these forward-looking statements, and they should not be relied upon in making purchasing decisions. SAP and other SAP products and services mentioned herein as well as their respective logos are trademarks or registered trademarks of SAP SE (or an SAP affiliate company) in Germany and other countries. All other product and service names mentioned are the trademarks of their respective companies. See [www.sap.com/trademark](https://www.sap.com/trademark) for additional trademark information and notices.