



SAP Ariba 

Feature at a Glance

Component planning collaboration

Marghe Monni, SAP Ariba
Target GA: November, 2022

CONFIDENTIAL

THE BEST RUN 

Feature at a Glance

Introducing: **Component planning collaboration**

Customer challenge

Contract manufacturer suppliers and their buyers want a clear view of the planning situation for the production of finished goods and the components to be used.

However at the moment all that a planner supplier/buyer team can do is share planning data separately, resulting in multiple planning items with no relation between each. Other data, such as multi-tier orders/drop shipments of components, is not reflected in the planning views.

Solution area

SAP Ariba Supply Chain Collaboration

Meet that challenge with **SAP Ariba**

Contract manufacturers and buyers will be able to see the planning and transaction data for the finished good material side-by-side with the planning and transaction information of the components used in its production.

With a comprehensive view of all the information exchanged between the buyer and contract manufacturers about finished good and component materials, as well as projected stock and shortage warning tools, it will be easier to identify quickly any material shortage and address it.

Implementation information

This feature is **automatically on** for all customers with the applicable solution and is ready for immediate use.

Experience key benefits

- A. Single planning view of the material to be produced together with all its direct components required for production.
- B. Easy access to all data on planned good inflows and outflows, all network transactions about all the concerned materials.
- C. Alerting and monitoring of potential shortages and component bottlenecks.

Prerequisites and Restrictions

- See next slide

Prerequisites

- You must have both the Supply chain collaboration and Planning collaboration entitlements enabled.
- For buyer users, your account must be enabled for the new trading partner portal experience.
- The buyer administrator has set the **Enable component visibility** setting on the **Planning Settings Assign suppliers System default settings** page or any other settings configuration.
- The buyer administrator has imported the Bill of Materials (BOM) for the finished goods from the SAP ERP or SAP S/4HANA to Ariba Network.
- To view the **Component** tile in the **Workbench** tab, you must have the **Component Visibility** permission.

Exploring Key Benefits

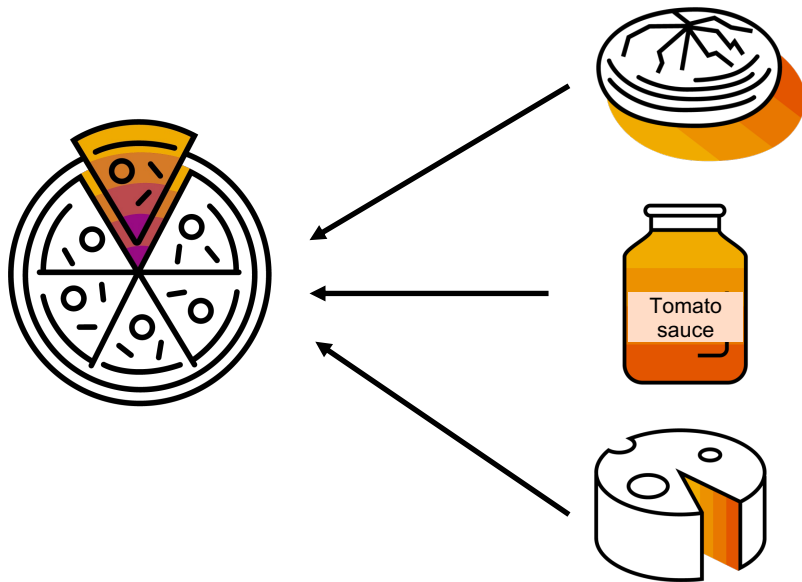
- A. Single planning view of the material to be produced together with all its direct components required for production.
- B. Easy access to all data on planned good inflows and outflows, all network transactions about all the concerned materials.
- C. Alerting and monitoring of potential shortages and component bottlenecks.

Component planning collaboration solution overview

Example:

Margherita Pizza Co. is a contract manufacturer supplier that produces frozen pizzas for their customer Bakery Bros which, in turn, resells the pizzas to retailers.

Bakery Bros and Margherita Pizza Co. planners work together to ensure the production of the target quantities of pizza.




We'll follow the production steps of a classic Cheese Pizza at Margherita Pizza Co.'s plant 1000.

For the production of the Cheese Pizza, three components are required:

- Dough
- Tomato sauce
- Cheese

Component planning collaboration solution overview



Example part 1: Planning for the finished good – Data points on the Cheese pizza

Order forecast (Finished good):

Business context: Planners from buyer Bakery Bros share with the Contract manufacturer the forecast of how much Cheese pizza they plan to buy in advance from the Margherita Pizza co. plant so that the manufacturer will be ready to produce once the orders are created.

Technical tool: This time series data is shared by the buyer planning system to the manuf. On the network via Product activity message of Forecast process type.


Note: This is the very first step required for displaying the Component planning collaboration view.

Manufacturer commit (Finished good):

Business context: Manufacturer lets the buyer know whether they can produce the forecasted quantities and shares the commit. They do so after checking that everything is good with the components (more on that in next steps).

Technical tool: Commit time series data is shared by manufacturer via Product replenishment message of Forecast process type. The buyer may consume this message in their planning system.

Component planning collaboration solution overview



Example part 1: Planning for the finished good – Data points on the Cheese pizza

Workbench Customize

19

New orders

Last 31 days

6

Component planning collaboration

Last 31 days

1

Changed orders

Last 31 days

11

Orders to invoice

Last 31 days

1

Rejected invoices

Last 31 days

20

Orders

Last 31 days

1

Invoices

Last 31 days

2

Component planning collaboration (6)


[Edit filter](#) | [Save filter](#)

Customer	Buyer part no.	Supplier part no.	Location	Last Customer Update	Last Supplier Update	Stock On Hand Quantity	Description	Plant Name	Component count	Actions
Bakery Bros Buyer	Cheese Pizza	Cheese Pizza	1000	Oct 26, 2022	Sep 26, 2022	7,500.00 BX	Delicious Pizza	Plant 1000 US test	3	...
Bakery Bros Buyer	Pizza_Formaggi	Pizza_Formaggi	2000	Aug 31, 2022		150.00 EA	The 2nd Best Pizza	Plant 2000 US test	3	...
Bakery Bros Buyer	Pizza_Margherita	Pizza_Margherita	5000	Sep 1, 2022		150.00 EA	The 3rd Best Pizza	Plant 5000 US test	3	...
Bakery Bros Buyer	Artichoke_Pizza	Artichoke_Pizza	2000	Sep 2, 2022	Sep 1, 2022	7,500.00 EA	The Questionable Pizza	Plant 2000 US test	3	...
Bakery Bros Buyer	Tomato_Sauce	Tomato_Sauce	5000	Sep 13, 2022	Sep 1, 2022	7,500.00 EA	Delicious Pizza	Plant 5000 US test	3	...
Bakery Bros Buyer	Pepperoni_Pizza	Pepperoni_Pizza	1000	Sep 26, 2022		7,500.00 BX	Delicious Pizza	Plant 1000 US test	3 (2 active)	...

- 1) A new **Component planning collaboration** tile for the workbench is available
- 2) The new tile's list page displays all the **Finished goods / manufacturer plant combinations** for which the buyer has shared Forecast data

Note: the buyer must first share the Forecast data for the material before the corresponding line can appear in the Component planning collaboration tab.

Component planning collaboration solution overview



Example part 1: Planning for the finished good – Data points on the Cheese pizza

[←](#) Cheese Pizza
 Plant 1000 US test
 Customer: Bakery Bros Buyer Supplier part no.: Cheese Pizza Description: Delicious Pizza Lead time: 2

> Bill of materials: Cheese Pizza 0007000

Multitier visibility records


View by: Daily Starting from: 9/27/2022 Send data ↻

Key figure	27 Sep 2022	28 Sep 2022	29 Sep 2022	30 Sep 2022	1 Oct 2022	2 Oct 2022	3 Oct 2022	4 Oct 2022	5 Oct 2022	6 Oct 2022
3 Finished good Cheese Pizza Stock on hand: 7500 BX										
Forecast	150	150	150	150	150	150	150	150	150	150
Forecast commit				150						
4 Purchase order inbound										
Purchase order outbound	50									
Transport order inbound										
Transport order outbound			150	500	150					
Copy purchase order inbound										
Copy transport order inbound										
Beginning inventory for finished good	7,500	7,450	7,450	7,300	6,950	6,800	6,800	6,800	6,800	6,800
Ending inventory for finished good	7,450	7,450	7,300	6,950	6,800	6,800	6,800	6,800	6,800	6,800
Planned ending inventory	7,350	7,300	7,300	7,300	6,800	6,650	6,650	6,650	6,650	6,650
Components with shortage	0	0	0	0	0	0	0	0	0	1
> Component Cheese Stock on hand: 750 BX										
> Component Dough Stock on hand: 2750 BX △(21)										
> Component Tomato_Sauce Stock on hand: 7500 BX										

3) The details page shows a **planning section** for each of the materials in the BOM. After sharing the Forecast data for the Finished good, the corresponding planning data is populated.

4) The **Forecast** and **Forecast commit** key figures are available by default. Supplier can commit through the UI as in other planning processes.

Component planning collaboration solution overview



Example part 1: Planning for the finished good – Data points on the Cheese pizza


Outbound purchase orders and stock transport orders (Finished good)

Business context: Once it's time to execute and deliver the production of Cheese pizza to the final customers (retailers) the buyers of Baker Bros will create orders that will let the Margherita Pizza Co. Team know the details of the delivery. The manufacturer uses this data to finalize the daily production quantities for the short term and understand how much of their stock of Cheese pizza will be going out on a given day.

Technical tool: This time series data is calculated by the network aggregating Purchase order quantities purchase order line items with Material no "Cheese Pizza" and Ship from location ID matching the Margherita Pizza Co. plant ID from the Buyer forecast.

Note: There are two key figures that can be populated by orders (**Purchase orders outbound** and **Stock transport orders outbound**) depending on the order type (standard or STO).

Component planning collaboration solution overview



Example part 1: Planning for the finished good – Data points on the Cheese pizza

Cheese Pizza
Plant 1000 US test

Customer: Bakery Bros Buyer Supplier part no.: Cheese Pizza Description: Delicious Pizza Lead time: 2


Multitier visibility records

View by: Daily Starting from: 9/26/2022

Key figure	26 Sep 2022	27 Sep 2022	28 Sep 2022	29 Sep 2022	30 Sep 2022	1 Oct 2022	2 Oct 2022
Finished good Cheese Pizza Stock on hand: 7500 BX							
Forecast	150	150	150	150	150	150	150
Forecast commit	150				150		
Purchase order inbound							
Purchase order outbound	100	50					
Transport order inbound							
Transport order outbound				150	500	150	
Copy purchase order inbound							
Copy transport order inbound							
Beginning inventory for finished good	0	7,500	7,450	7,450	7,300	6,950	6,800
Ending inventory for finished good	0	7,450	7,450	7,300	6,950	6,800	6,800

- 5) **Purchase order outbound** key figure aggregates all the quantities of purchase orders for the Component planning collaboration material and shipping out of the Component planning collaboration plant ID (in our example Material: Cheese pizza and Plant: 1000)
- 6) **Stock transport order outbound** aggregates the quantities for transport orders with matching material and plant IDs.

Component planning collaboration solution overview



Example part 1: Planning for the finished good – Data points on the Cheese pizza

Purchase Order: D450020809261

From: SAP A.G., Dietmar-Hopp-Allee 16, 69126 Heidelberg, Germany
To: Supplier XYZ, 100 Improbability Dr, Sunnyvale, CA 94086, United States
Purchase Order (New): D450020809261, Amount: 1,300.00 EUR, Version: 1


Contact Information: Pizza Manuf, Heinrich Atley 11, 65183 Wiesbaden, Germany
Address ID: 1000

Line #	No. Schedule Lines	Part #	Customer Part #	Type	Return	Revision Level	Qty (Unit)	Need By	Unit Price	Subtotal
10	2	Cheese Pizza	Cheese Pizza	Material			100.0 (PCE)	28 Jul 2022	13.00 EUR	1,300.00 EUR

Schedule Line #	Delivery Date	Ship Date	Quantity (Unit)	Customer Proposed Qty (Unit)	Customer Proposed Delivery Date
1	26 Sep 2022 3:00 PM PDT		100.0 (PCE)		
1	27 Sep 2022 3:00 PM PDT		50.0 (PCE)		

- 7) In order for a Purchase order quantity to be displayed in the **Purchase order outbound** key figure the Supplier address section of the order must contain the same **Plant ID** of the Component planning collaboration record...
- 8) ...and match the **Material ID** of the Component planning collaboration record
- 9) The quantities of the purchase order schedule lines will be aggregated in the time bucket corresponding to the requested delivery date (or ship date if available)

Component planning collaboration solution overview



Example part 1: Planning for the finished good – Data points on the Cheese pizza

Stock Transport Order: DSTO50009252

[Create Order Confirmation](#)
[Create Ship Notice](#)
[Create Invoice](#)
[Create Quality Notification](#)

Order Detail | [Order History](#)

From: SAP A.G., Hasso-Plattner-Ring BT1, 69190 Walldorf, Germany
To: Supplier XYZ, 100 Improbability Dr, Sunnyvale, CA 94086, United States
Stock Transport Order (New): DSTO50009252, Amount: 0.00 EUR, Version: 1
[Track Order](#)

Payment Terms: 3.000% 14, 2.000% 20, 0.00% 30
Routing Status: Sent
External Document Type: STO PO (N)

Ship All Items To: Plant 2 US test, 7775 Deer Creek, Palo Alto, CA, United States, Ship To Code: 2000, Location Code: 2000
Bill To: SAP A.G., Hasso-Plattner-Ring BT1, 69190 Walldorf, Germany
Deliver To: Plant 2000 US
Ship From: shipFrom 1000, 8201 ShipFrom, SH, Switzerland, Email: 20001@sap.com, shipFromAddressID: 1000

Line Items

Line #	No. Schedule Lines	Part #	Customer Part #	Type	Category	Stock Transfer Type	Return	Revision Level	Qty (Unit)	Need By	Unit Price	Subtotal
10	3	Cheese Pizza	Cheese Pizza	Material	Stock Transfer	Intra			400.0 (PCE)	16 Sep 2022	50.00 EUR	20,000.00 EUR

Description: Standard Material

Status: 400.0 Unconfirmed

Control Keys: Ship Notice: allowed

Schedule Lines

Schedule Line #	Delivery Date	Ship Date	Quantity (Unit)	Customer Proposed Qty (Unit)	Customer Proposed Delivery Date
1	29 Sep 2022 4:00 AM PDT		150.0 (PCE)		
2	30 Sep 2022 4:00 AM PDT		500.0 (PCE)		
3	1 Oct 2022 4:00 AM PDT		150.0 (PCE)		

- 10) In order for a Stock transport order's quantity to be displayed in the **Transport order outbound** key figure the Ship From section of the order must contain the same **Plant ID** of the Component planning collaboration record...
- 11) ...and match the **Material ID** of the Component planning collaboration record
- 12) The quantities of the transport order schedule lines will be aggregated in the time bucket corresponding to the requested delivery date (or ship date if available)

Component planning collaboration solution overview



Example part 2: Planning for the component – Data points on the Dough

Forecast (Component):

Business context: Planners from buyer Bakery Bros run internally the Material Resource Planning (MRP) to calculate the quantities of ingredients that Margherita Pizza Co will need at their location in order to achieve the production of Cheese pizza planned in the Finished good forecast (see Example part 1) and then share these quantities with the Contract manufacturer.

Technical tool: This time series data is shared by the buyer planning system to the manuf. On the network via Product activity message of Forecast process type.

Note: The planning and the calculation of ingredient requirement is calculated by the buyer using their own planning solution.

Component planning collaboration solution overview



Example part 2: Planning for the component – Data points on the Dough

Key figure	27 Sep 2022	28 Sep 2022	29 Sep 2022	30 Sep 2022	1 Oct 2022	2 Oct 2022	3 Oct 2022	4 Oct 2022	5 Oct 2022	6 Oct 2022
Copy purchase order inbound										
Copy transport order inbound										
Beginning inventory for finished good	7,500	7,450	7,450	7,300	6,950	6,800	6,800	6,800	6,800	6,800
Ending inventory for finished good	7,450	7,450	7,300	6,950	6,800	6,800	6,800	6,800	6,800	6,800
Planned ending inventory	7,350	7,300	7,300	7,300	6,800	6,650	6,650	6,650	6,650	6,650
Components with shortage	0	0	0	0	0	0	0	0	0	1
> Component Cheese Stock on hand: 750 BX										
> Component Dough Stock on hand: 2750 BX Δ(21)										
Forecast	300	300	300	300	300	300	300	300	300	300
Forecast commit										
Purchase order inbound										
Purchase order outbound										
Transport order inbound										
Transport order outbound										
Copy purchase order inbound										
Copy transport order inbound										
Beginning inventory for component	2,750	2,450	2,150	1,850	1,550	1,250	950	650	350	50
Ending inventory for component	2,450	2,150	1,850	1,550	1,250	950	650	350	50	-250
> Component Tomato_Sauce Stock on hand: 7500 BX										

13

14

- 13) The planning section for each one of the component materials will appear once the buyer sends planning data for that Material ID.
- 14) Forecast key figure at the component level informs the supplier of the expected consumption of the material based on buyer's planning calculations.

Note: the expected component consumption forecast is to be calculated by the buyer and shared via Product activity message.


Component planning collaboration solution overview



Example part 2: Planning for the component – Data points on the Dough

Inbound purchase orders and stock transport orders (Component)

Business context: Baker Bros planners provide the Dough to the Margherita Pizza Co manufacturer by directly shipping it from their own Dough production plant. When it's time to send the Dough out to the manufacturer the buyer sends them a transport order informing them of the incoming quantities being shipped to their own plant.



Technical tool: This time series data is calculated by the network aggregating Purchase order or Transport order quantities\line items with **Material no. = “Dough”** and **Ship To** location ID matching the Margherita Pizza Co. plant ID from the Buyer component forecast.

Note: There are two key figures that can be populated by orders (**Purchase orders inbound** and **Stock transport orders inbound**) depending on the order type (standard or STO).

Component planning collaboration solution overview



Example part 2: Planning for the component – Data points on the Dough

Cheese Pizza
Plant 1000 US test

Customer: Bakery Bros Buyer Supplier part no.: Cheese Pizza Description: Delicious Pizza Lead time: 2

Key figure	27 Sep 2022	28 Sep 2022	29 Sep 2022	30 Sep 2022	1 Oct 2022	2 Oct 2022	3 Oct 2022	4 Oct 2022
Components with shortage	0	0	0	0	0	0	0	0
> Component Cheese Stock on hand: 750 BX								
∨ Component Dough Stock on hand: 2750 BX △(8)								
Forecast	300	300	300	300	300	300	300	300
Forecast commit								
15 Purchase order inbound			100	50	150	100		
Purchase order outbound						100		
16 Transport order inbound	100	150	50					
Transport order outbound						30	20	
Copy purchase order inbound								
Copy transport order inbound								
Beginning inventory for component	2,750	2,550	2,400	2,250	2,000	1,850	1,520	
Ending inventory for component	2,550	2,400	2,250	2,000	1,850	1,520	1,200	

15) **Purchase order inbound** key figure aggregates all the quantities of purchase orders for the Component planning collaboration material and shipping to the Component planning collaboration plant ID (in our example Material: Dough and Plant: 1000)

16) **Stock transport order inbound** aggregates the quantities for transport orders with matching material and plant IDs.

Component planning collaboration solution overview



Example part 2: Planning for the component – Data points on the Dough

17

Ship All Items To

Pizza Co. Manufacturing Plant
Neurottstraße 16
69190 Walldorf
08
Germany
Ship To Code: 1000
Location Code: 1000

Bill To

SAP A.G.
Dietmar-Hopp-Allee 16
69190 Walldorf
08
Germany
Phone: +49 (0) +496227761730
Buyer ID: 0001

Deliver To

Line Items

18

Line #	No. Schedule Lines	Part #	Customer Part #	Type	Return	Revision Level	Qty (Unit)	Need By	Unit Price	Subtotal	
10	4	Dough	Dough	Material			100.0 (PCE) ⓘ	28 Jul 2022	13.00 EUR	1,300.00 EUR	Summary

Description: CC 1L

Retail Details

Product EAN/UPC: 900000000447

Status

100.0 Unconfirmed

Control Keys

Order Confirmation: not allowed
Ship Notice: allowed
Invoice: is not ERS
Invoice Verification Type: goods receipt

19

Schedule Lines

Schedule Line #	Delivery Date	Ship Date	Quantity (Unit)	Customer Proposed Qty (Unit)	Customer Proposed Delivery Date
1	29 Sep 2022 3:00 PM PDT		100.0 (PCE) ⓘ		
2	30 Sep 2022 3:00 PM PDT		50.0 (PCE) ⓘ		
3	1 Oct 2022 3:00 PM PDT		150.0 (PCE) ⓘ		
4	2 Oct 2022 3:00 PM PDT		100.0 (PCE) ⓘ		

Messages

- 17) In order for a Purchase order quantity to be displayed in the **Purchase order inbound** key figure the **Ship To** of the order must contain the same **Plant ID** of the Component planning collaboration record...
- 18) ...and the material must match the **Material ID** of the Component planning collaboration record.
- 19) The quantities of the purchase order schedule lines will be aggregated in the time bucket corresponding to the requested delivery date.

Component planning collaboration solution overview



Example part 2: Planning for the component – Data points on the Dough

Outbound purchase orders and stock transport orders (Component)

Business context: Baker Bros. buyer planners oversee the production of not only Pizza Co. but also other manufacturers like Pie Pros. Pie Pros plant is close to Pizza Co's. Sometimes the Baker Bros planners see that Pie Pros is running low on Dough while Pizza Co has an excess Dough inventory. In this case the buyers may ask Pizza Co to share some of their Dough inventory with the other manufacturer plant and send a transport order for the inventory exchange.



Technical tool: This time series data is calculated by the network aggregating Purchase order or Transport order quantities\line items with **Material no. = "Dough"** and **Ship From** location ID matching the Margherita Pizza Co. plant ID from the Buyer component forecast.

Note: There are two key figures that can be populated by outgoing orders (**Purchase orders outbound** and **Stock transport orders outbound**). The quantities of each line item will be populated in the time bucket matching the Requested Ship Date, if that is missing, the requested delivery date will be used.

Component planning collaboration solution overview



Example part 2: Planning for the component – Data points on the Dough

Cheese Pizza
Plant 1000 US test

Customer: Bakery Bros Buyer Supplier part no.: Cheese Pizza Description: Delicious Pizza Lead time: 2

Key figure	27 Sep 2022	28 Sep 2022	29 Sep 2022	30 Sep 2022	1 Oct 2022	2 Oct 2022	3 Oct 2022	4 Oct 2022	5 Oct 2022
Beginning inventory for finished good	7,500	7,450	7,450	7,300	6,950	6,800	6,800	6,800	6,800
Ending inventory for finished good	7,450	7,450	7,300	6,950	6,800	6,800	6,800	6,800	6,800
Planned ending inventory	7,350	7,300	7,300	7,300	6,800	6,650	6,650	6,650	6,650
Components with shortage	0	0	0	0	0	0	0	0	0
<p>> Component Cheese Stock on hand: 750 BX</p> <p>> Component Dough Stock on hand: 2750 BX ⚠️(8)</p>									
Forecast	300	300	300	300	300	300	300	300	300
Forecast commit									
Purchase order inbound			100	50	150	100			
Purchase order outbound						100			
Transport order inbound	100	150	50						
Transport order outbound							30	20	10
Copy purchase order inbound									
Copy transport order inbound									
Beginning inventory for component	2,750	2,550	2,400	2,250	2,000	1,850	1,520	1,200	1,200
Ending inventory for component	2,550	2,400	2,250	2,000	1,850	1,520	1,200	890	
<p>> Component Tomato Sauce Stock on hand: 7500 BX</p>									

20) Purchase order outbound and Transport order outbound key figures are populated whenever the buyer shares a purchase orders for the Material ID that matches component material and with Ship from plant ID matching the contract manufacturer plant in the Component planning collaboration record (in our example Material: Dough and Plant: 1000)

Component planning collaboration solution overview

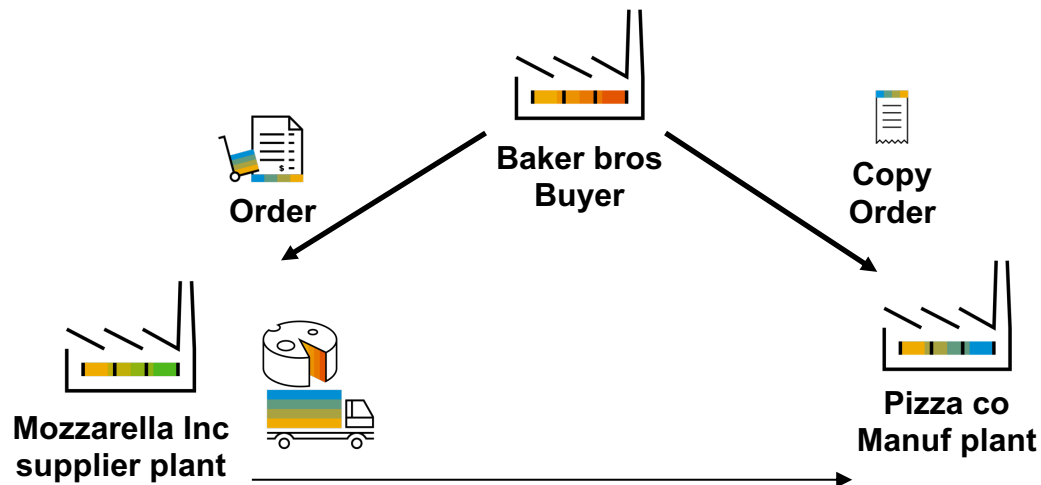


Example part 3: Planning for the component– Data points on the Cheese

Forecast (Component): Same as example part 2

Inbound dropship purchase orders and stock transport orders (Component)

Business context: Baker Bros. buyer planners source the cheese for the pizzas only from the best cheese makers. They negotiate and maintain the contract with Mozzarella Inc. When the buyers need to restock the Pizza Co. manufacturer cheese stock, they create an order for Mozzarella Inc. Asking them to deliver cheese to the manufacturer location. Baker Bros buyers also send a copy of the same order to manufacturer Pizza Co. to let them know there's a dairy delivery incoming.



Technical tool: This time series data is calculated by the network aggregating **Copy** Purchase order or Transport order quantities\line items with **Material no. = “Cheese”** and **Ship To** location ID matching the Margherita Pizza Co. plant ID from the Buyer component forecast.

Note: These are strictly orders of which the manufacturer is not the main recipient, but only orders of which they have received a copy.

Component planning collaboration solution overview



Example part 3: Planning for the component – Data points on the Cheese

Key figure	27 Sep 2022	28 Sep 2022	29 Sep 2022	30 Sep 2022	1 Oct 2022	2 Oct 2022	3 Oct 2022	4 Oct 2022
Copy transport order inbound								
Beginning inventory for finished good	7,500	7,450	7,450	7,300	6,950	6,800	6,800	6,800
Ending inventory for finished good	7,450	7,450	7,300	6,950	6,800	6,800	6,800	6,800
Planned ending inventory	7,350	7,300	7,300	7,300	6,800	6,650	6,650	6,650
Components with shortage	0	0	0	0	0	0	0	0
Component Cheese Stock on hand: 5500 BX								
Forecast	150	150	150	150	150	150	150	150
Forecast commit								
Purchase order inbound								
Purchase order outbound								
Transport order inbound								
Transport order outbound								
Copy purchase order inbound			200	50	150	100		
Copy transport order inbound	300	600	300					
Beginning inventory for component	1,500	1,650	2,100	2,450	2,350	2,350	2,300	2,150
Ending inventory for component	1,650	2,100	2,450	2,350	2,350	2,300	2,150	2,000

21

21. Copy purchase order inbound and Copy transport order outbound key figures are populated whenever the buyer sends a copy purchase / transport order to the contract manufacturer with Material ID and Ship to Plant ID matching the Component planning collaboration record's.

Note: the contract manufacturer is not the main recipient of the purchase order. The full order is sent by the buyer to the supplier who will carry out the dropship delivery.

Component planning collaboration solution overview



Example part 3: Planning for the component – Data points on the Cheese

Email: galactica.supplier@gmail.com

22 Contact Information
Supplier Address
Other Contract Manufacturer
Other Alley 11
65183 Wiesbaden

Germany
Email: marc.de.vries@sap.com
Phone: +49 () 080156562
Fax: +49 () 062277474747
Address ID: 7000
Buyer ID: 5000

Other Information
Requestor: I078694

Transport Terms Information
Delivery Terms: Transport Condition
Transport Terms: CPT (Carriage paid to)
Transport Location: Pfaffenhofen

23 Ship All Items To

Pizza Co. Manufacturing Plant
Neurottstraße 16
69190 Walldorf
08
Germany
Ship To Code: 1000
Location Code: 1000

Deliver To


24 Line Items

Line #	No. Schedule Lines	Part #	Customer Part #	Type	Return	Revision Level	Qty (Unit)	Need By	Unit Price
10	4	Cheese	Cheese	Material			100.0 (PCE) ⓘ	28 Jul 2022	13.00 EUR

Description: CC 1L

- 22. Copy purchase / transport orders are sent by the buyer to the dropship supplier that will deliver the goods to the manufacturer supplier. The manufacturer receives a copy of the order and the quantities from this copy orders populate the Copy purchase order inbound and Copy transport order inbound key figures
- 23. The Ship to location Plant ID ...
- 24. ...and the Material ID of the Copy orders must match the Component planning collaboration record's

Component planning collaboration solution overview



Example part 4: Planning for the component – Data points on the Tomato sauce

Forecast (Component): Same as example part 2

Supplier commit (Component)

Business context: Margherita Pizza Co. manufacturer produces the tomato sauce used for the pizza production in house. Once the planners from buyer Baker Bros share the expected consumption, the manufacturer commits to the quantities in order to let the buyers know whether the target production is achievable.

Technical tool: Time series data is provided by the supplier by committing on the UI and shared with the buyer planning backend via Product replenishment message of type forecast.

Component planning collaboration solution overview



Example part 4: Planning for the component – Data points on the Tomato sauce

< Cheese Pizza
 Plant 1000 US test
 Customer: Bakery Bros Buyer Supplier part no.: Cheese Pizza Description: Delicious Pizza Lead time: 2

Key figure	27 Sep 2022	28 Sep 2022	29 Sep 2022	30 Sep 2022	1 Oct 2022	2 Oct 2022	3 Oct 2022	4 Oct 2022	5 Oct 2022	6 Oct 2022
Copy transport order inbound										
Beginning inventory for finished good	7,500	7,450	7,450	7,300	6,950	6,800	6,800	6,800	6,800	6,800
Ending inventory for finished good	7,450	7,450	7,300	6,950	6,800	6,800	6,800	6,800	6,800	6,800
Planned ending inventory	7,350	7,300	7,300	7,300	6,800	6,650	6,650	6,650	6,650	6,650
Components with shortage	0	0	0	0	0	0	0	0	0	0
> Component Cheese Stock on hand: 1500 BX (2)										
> Component Dough Stock on hand: 2750 BX (8)										
> Component Tomato_Sauce Stock on hand: 7500 BX										
Forecast	300	300	300	300	300	300	300	300	300	300
Forecast commit	<input type="text" value="300"/>	<input type="text" value="300"/>	<input type="text" value="300"/>	<input type="text" value="300"/>	<input type="text" value="150"/>	<input type="text" value="300"/>	<input type="text" value="300"/>	<input type="text" value="300"/>	<input type="text" value="300"/>	<input type="text" value="3000"/>
	<input type="button" value="Save"/> <input type="button" value="Cancel"/>									
Purchase order inbound										
Purchase order outbound										
Transport order inbound										
Transport order outbound										

24. As in all other components, the buyer shares the **expected consumption forecast via planning message**. As the manufacturer is tasked with the production of the component, they will **commit themselves to the required quantities and share the commit with the buyer via the usual planning response message**.

Component planning collaboration solution overview

Example part 5: Planning for the component and the finished good - Projected stock levels

In order to understand whether there will be any bottleneck for any material in the future, the SAP Business Network calculates for each time bucket the following inventory projections:

Beginning inventory: represents the stock level at the beginning of each day/time bucket. For the current (today's) time bucket it will be equal to the Stock on hand shared by the buyer / supplier. For any future date it will be equal to the ending inventory of the previous day (or time bucket).

Note: Beginning inventory formula is the same for both Finished good and Component level views

Ending inventory (component): represents the stock level at the end of each day/time bucket for the component. It is calculated as the beginning inventory minus the consumption forecast and outbound orders plus the inbound orders and committed production from the supplier.

Ending inventory = Beginning inventory – Component forecast - Purchase orders outbound - Transport orders outbound + Component commit + Purchase orders inbound + Stock transport orders inbound + Dropship inbound orders + Dropship inbound transport orders

Component planning collaboration solution overview

Example part 5: Planning for the component and the finished good - Projected stock levels

In order to understand whether there will be any bottleneck for any material in the future, the SAP Business Network calculates for each time bucket the following inventory projections:

Ending inventory (finished good): represents the stock level at the end of each day/time bucket for the finished goods based on order data. It is calculated as beginning inventory minus outbound orders quantity plus the committed production from the supplier.

Ending inventory = Beginning inventory - Purchase orders outbound - Transport orders outbound + Forecast commit

Planned ending inventory (finished good): represents the stock level at the end of each day/time bucket for the finished goods based on planning data. It is calculated as beginning inventory minus forecast from the buyer plus the committed production from the supplier.

Component planning collaboration solution overview

Example part 5: Planning for the component and the finished good - Projected stock levels

Component Cheese Stock on hand: 1500 BX		Component Dough Stock on hand: 2750 BX					
Forecast	300	300	300	300	300	300	300
Forecast commit							
Purchase order inbound			100	50	150	100	
Purchase order outbound						100	
Transport order inbound	100	150	50				
Transport order outbound						30	
Copy purchase order inbound							
Copy transport order inbound							
Beginning inventory for component	2,750	2,550	2,400	2,250	2,000	1,850	1,520
Ending inventory for component	2,550	2,400	2,250	2,000	1,850	1,520	1,200

- 26. The calculation of the projected beginning inventory starts for the current date with Beginning inventory = Stock on hand. For any other date it will be $\text{Beginning inventory} = \text{Previous day's ending inventory}$
- 27. The Ending inventory value is the Beginning inventory + any inbound key figure – any outbound key figure. In the highlighted example the $\text{Ending inventory} = \text{Beginning inventory} + \text{Purchase order inbound} - \text{Purchase order outbound} - \text{Transport order outbound}$

Component planning collaboration solution overview



Example part 6: Bringing it all together – Shortage warning and impact analysis

The Component planning collaboration view offers a variety of tools to identify bottlenecks:

Shortage warning 1: Beginning Ending inventory for both finished good and component is highlighted in red when ≤ 0 .

Beginning inventory for component	150	0	-150	-300	-450	-600	-750	-900
Ending inventory for component	0	-150	-300	-450	-600	-750	-900	-1,050

Shortage warning 2: Components with shortage Key figure at the Finished good level shows the count of components that in that time bucket are in shortage (if value is 0 all components have positive Ending inventory).

Components with shortage	1	1	0	0	1	1	1	1
--------------------------	---	---	---	---	---	---	---	---

Shortage warning 3: Shortage indicator when component is collapsed shows a warning icon and the list of days with shortage.

Planned ending inventory	7,350	7,350	7,350
Components with shortage	1	1	0
VCI OEM Requirement			

> Component Artichokes Stock on hand: 150 EA

> Component Dough Stock on hand: 7500 EA

> Component Tomato_Sauce Stock on hand: 7500 EA

Available stock ■ Out of stock ■ No data

There are 5 shortage alerts in the following dates.

- 16 Sep 2022
- 17 Sep 2022
- 20 Sep 2022
- 21 Sep 2022
- 22 Sep 2022

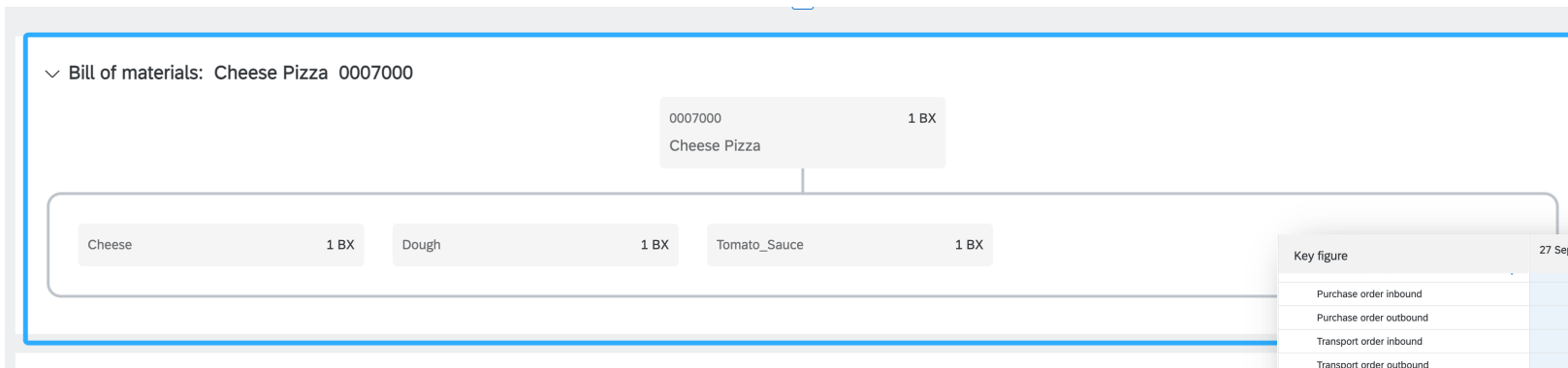
Component planning collaboration solution overview



Example part 6: Bringing it all together – Shortage warning and impact analysis

Once the shortage is identified it is important to understand it's impact. Component planning collaboration offers tools to analyze the cross-material dependencies

Component dependency overview 1: Bill of Material pop up on the Component collaboration view details page allows to review the BOM of the material.



Component dependency overview 2: “Where used” pop up on the details page allows to see whether a component is used by multiple finished goods.

Key figure	27 Sep 2022	28 Sep 2022	29 Sep 2022	30 Sep 2022	1 Oct 2022	2 Oct 2022	3 Oct 2022
Purchase order inbound							
Purchase order outbound	50						
Transport order inbound							
Transport order outbound			150	500	150		
Copy purchase order inbound							
Copy transport order inbound							
Beginning inventory for finished good	7,500	7,450	7,450	7,300	6,950	6,800	6,800
Ending inventory for finished good	7,450	7,450	7,300	6,950	6,800	6,800	6,800
Planned ending inventory	7,350	7,300	7,300	7,300	6,800	6,650	6,650
Components with shortage	0	0	0	0	0	0	0

Component	Stock on hand
> Component Cheese	750 BX
> Component Dough	2750 BX
> Component Tomato_Sauce	7500 BX

Where used?

Component: Dough

Used By: Cheese Pizza

Pepperoni_Pizza

Component planning collaboration

Exploring Key Benefits

- A. Single planning view of the material to be produced together with all its direct components required for production.**

A. Single planning view - continued

In order for the Component planning collaboration view to appear to users the following 3 steps are required:

1. Activate Component planning collaboration view for contract manufacturer trading partners.
2. Post Bill of Material (BOM) for the desired materials.
3. Post product activity messages (Forecast process type) with Customer part no. and Plant matching either the BOM's finished good or components.

Result:

Finished good planning section

Components planning sections

The screenshot displays the SAP planning view for 'Artichoke_Pizza' at Plant 2000 US test. The header shows the supplier as 'Supplier XYZ' and the description as 'The Questionable Pizza' with a lead time of 2. The main table is organized into columns for dates from 12 Sep 2022 to 16 Sep 2022. It is divided into two main sections: 'Finished good Artichoke_Pizza' and 'Component Artichokes'. The finished good section includes rows for Forecast, Forecast commit, Purchase order inbound/outbound, Transport order inbound/outbound, Copy purchase/transport order inbound, and inventory levels (Beginning, Ending, Planned). The component section follows a similar structure for 'Artichokes'. A third section for 'Component Dough' is partially visible at the bottom. A yellow bracket on the left groups the first section, and a blue bracket groups the second section.

Key figure	12 Sep 2022	13 Sep 2022	14 Sep 2022	15 Sep 2022	16 Sep 2022
Finished good Artichoke_Pizza Stock on hand: 7500 EA					
Forecast				150	150
Forecast commit	†				
Purchase order inbound					
Purchase order outbound					
Transport order inbound					
Transport order outbound					
Copy purchase order inbound					
Copy transport order inbound					
Beginning inventory for finished good	7,500	7,500	7,500	7,500	7,500
Ending inventory for finished good	7,500	7,500	7,500	7,500	7,500
Planned ending inventory	7,500	7,500	7,350	7,350	7,350
Components with shortage	0	0	1	1	1
VCI OEM Requirement					
Component Artichokes Stock on hand: 150 EA Δ(28)					
Forecast				150	150
Forecast commit	†				
Purchase order inbound					
Purchase order outbound					
Transport order inbound					
Transport order outbound					
Copy purchase order inbound					
Copy transport order inbound					
Beginning inventory for component	150	150	150	0	-150
Ending inventory for component	150	150	0	-150	-300
Component Dough Stock on hand: 7500 EA					

A. Single planning view - continued

1. Activate Component planning collaboration view for contract manufacturer trading partners.

A new setting section for **Component planning collaboration** is available in the **Planning settings > Assign suppliers** page. Buyer admins can turn the setting **Enable component planning collaboration** for the suppliers or supplier groups that they wish to have access to the new Component planning collaboration functionality.

The screenshot shows the 'System default settings' dialog box. It is divided into several sections: 'Planning process', 'Forecast', and 'Manufacturing visibility'. The 'Component planning collaboration' section is highlighted with a blue border. The 'Enable component planning collaboration' toggle switch is turned on.

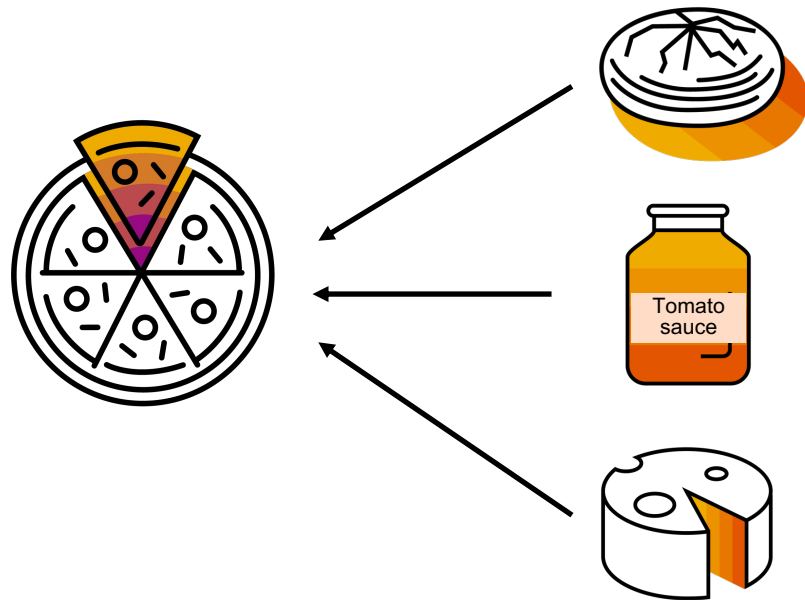
Section	Setting	Value / State
Planning process	Supplier managed inventory	
	Process type	Planned shipments
	Replenishment horizon, in number of days	180
	Replenishment time bucket	Daily
	Refresh planning data from current date	Off
Forecast	Allow suppliers to view forecast data	On
	Allow suppliers to commit to forecast data	On
	Forecast commit horizon, in days	1095
	Forecast commit lock horizon, in days	0
	Use time series end date to populate forecast data	Off
Manufacturing visibility	Forecast commit time bucket	All
	Refresh forecast data from current date	Off
	Match transaction quantities to transactional key figures even if coming from a different system ID	Off
	Component planning collaboration	
	Enable component planning collaboration	On

Buttons: Save, Cancel

A. Single planning view - continued

2. Post Bill of Material (BOM) for the desired materials.

Post the Bill of Material through CIG, see for documentation: [IG-30682: Support for importing bill of materials into Ariba Network](#)



Example BOM:

Bill of Material no: 00700

Material: Cheese_Pizza

Plants: 1000

Required components:

- Dough
- Tomato_Sauce
- Cheese

Note: Component planning collaboration supports only one BOM per finished good (BOM header material) / plant combination at a time.

A. Single planning view - continued

- Post product activity messages (Forecast process type) with Customer part no. and Plant matching either the BOM's finished good or components.

Workbench Customize

19
New orders
Last 31 days

6
Component planning collaboration
Last 31 days

1
Changed orders
Last 31 days

11
Orders to invoice
Last 31 days

1
Rejected invoices
Last 31 days

20
Orders
Last 31 days

1
Invoices
Last 31 days

Component planning collaboration (6)
[Edit filter](#) | [Save filter](#)

Customer	Buyer part no.	Supplier part no.	Location	Last Customer Update	Last Supplier Update	Stock On Hand Quantity	Description	Plant Name	Component cour	Actions
Bakery Bros Buyer	Cheese Pizza	Cheese Pizza	1000	Oct 26, 2022	Sep 26, 2022	7,500.00 BX	Delicious Pizza	Plant 1000 US test	3	...
Bakery Bros Buyer	Pizza_Formaggi	Pizza_Formaggi	2000	Aug 31, 2022		150.00 EA	The 2nd Best Pizza	Plant 2000 US test	3	...
Bakery Bros Buyer	Pizza_Margherita	Pizza_Margherita	5000	Sep 1, 2022		150.00 EA	The 3rd Best Pizza	Plant 5000 US test	3	...
Bakery Bros Buyer	Artichoke_Pizza	Artichoke_Pizza	2000	Sep 2, 2022	Sep 1, 2022	7,500.00 EA	The Questionable Pizza	Plant 2000 US test	3	...
Bakery Bros Buyer	Tomato_Sauce	Tomato_Sauce	5000	Sep 13, 2022	Sep 1, 2022	7,500.00 EA	Delicious Pizza	Plant 5000 US test	3	...
Bakery Bros Buyer	Pepperoni_Pizza	Pepperoni_Pizza	1000	Sep 26, 2022		7,500.00 BX	Delicious Pizza	Plant 1000 US test	3 (2 active)	...

Component planning collaboration records will be created as soon as the buyer shares planning data for a material that is a Finished good in one of the uploaded BOMs.

The component sections within the Component planning collaboration details page will be displayed as soon as the buyer shares planning data for that component material

Component planning collaboration

Exploring Key Benefits

- B. Easy access to all data on planned good inflows and outflows, all network transactions concerning FG and all its components, end of day projected stock view.**

B. Easy access to all data on planned good inflows and outflows

For both the Finished good and Component section the user will see three types of key figures:

1. Planning time series key figures
2. Transaction summary key figures
3. Projected stock key figures

1) Planning time series key figures

By default we offer Forecast and Commit (for both Finished good and Component)

Forecast represent the expected need of a given material, be it a Finished good that needs to be shipped or the expected consumption of a Component used in the production of Finished goods.

Commit represent the expected production of either Finished Goods or Components the supplier provides.

Buyer admin can adjust and add custom key figures using manage view functionalities as in other planning views.

B. Easy access to all data on planned good inflows and outflows

For both the Finished good and Component section the user will see three types of key figures:

1. Planning time series key figures
2. Transaction summary key figures
3. Projected stock key figures

2) Transaction summary key figures

Aggregation of quantities for different transactions where the Material and Plant ID match either Finished good or Component.

Transactions considered:

- >Purchase orders (POs)
- >Stock transport orders (STOs)
- >Copy Purchase orders
- >Copy Stock transport orders

Purchase orders and Stock transport orders can be further divided in Outbound or Inbound orders.

- >The Inbound orders are the ones where the Planning plant (the Contract manufacturer's plant) is bound to receive the goods (Plant ID is in the Ship To of the order)
- >The Outbound orders are the ones where the Planning plant (the Contract manufacturer's plant) is bound to send the goods (Plant ID is in the Ship From of the order).

B. Easy access to all data on planned good inflows and outflows

For both the Finished good and Component section the user will see three types of key figures:

1. Planning time series key figures
2. Transaction summary key figures
3. Projected stock key figures

3) Projected stock key figures

Calculation of projected stock based on the different Transaction summary and Planning time series key figures.

>Beginning inventory: The projected stock at the beginning of the day (time bucket). It is equal to the Ending inventory of the previous day.

>Ending inventory: The projected stock at the end of the day (time bucket). It is equal to Beginning inventory plus or minus any of the Inbound/Outbound flows of goods based on Transaction summary and Planning time series key figures

>Planned ending inventory: Similar to Ending inventory but uses only the Planning time series key figures.

Component planning collaboration

Exploring Key Benefits

- C. Alerting and monitoring of potential shortages and component bottlenecks.**

C. Alerting and monitoring

Shortage warning 1: Beginning Ending inventory for both finished good and component is highlighted in red when ≤ 0

Beginning inventory for component	150	0	-150	-300	-450	-600	-750	-900
Ending inventory for component	0	-150	-300	-450	-600	-750	-900	-1,050

Shortage warning 2: Components with shortage Key figure at the Finished good level shows the count of components that in that time bucket are in shortage (if value is 0 all components have positive Ending inventory)

Components with shortage	1	1	0	0	1	1	1	1
--------------------------	---	---	---	---	---	---	---	---

Shortage warning 3: Shortage indicator when component is collapsed shows a warning icon and the list of days with shortage.

Planned ending inventory	7,350	7,350	7,350
Components with shortage	1	1	0
VCI OEM Requirement			

>	Component	Artichokes	Stock on hand: 150 EA	
>	Component	Dough	Stock on hand: 7500 EA	
>	Component	Tomato_Sauce	Stock on hand: 7500 EA	

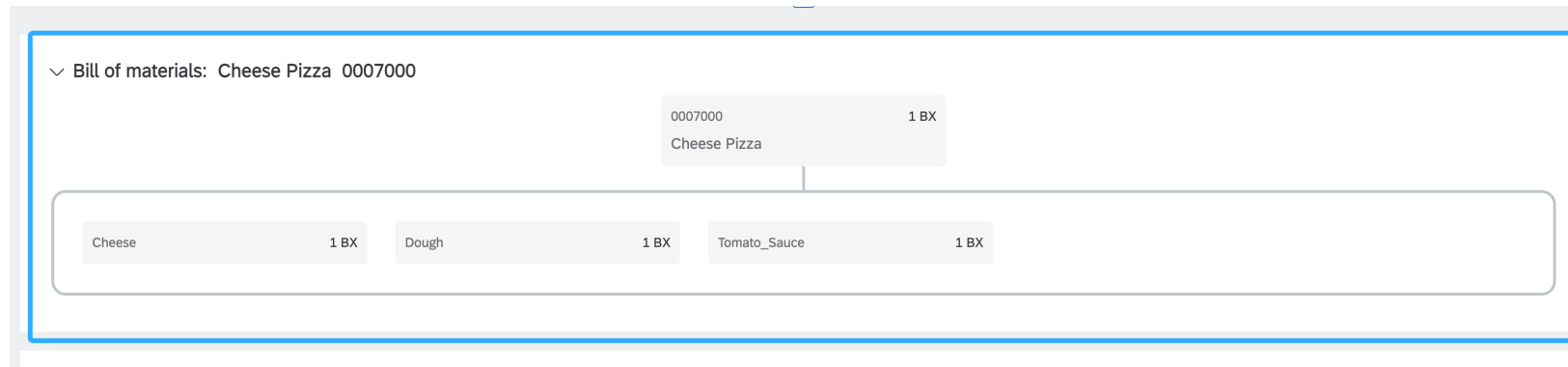
Available stock ■ Out of stock ■ No data

There are 5 shortage alerts in the following dates.

- 16 Sep 2022
- 17 Sep 2022
- 20 Sep 2022
- 21 Sep 2022
- 22 Sep 2022

C. Alerting and monitoring

Component dependency overview 1: Bill of Material pop up on the Component collaboration view details page allows to review the BOM of the material.



Component dependency overview 2: “Where used” pop up on the details page allows to see whether a component is used by multiple finished goods.

Key figure	27 Sep 2022	28 Sep 2022	29 Sep 2022	30 Sep 2022	1 Oct 2022	2 Oct 2022	3 Oct 2022
Purchase order inbound							
Purchase order outbound		50					
Transport order inbound							
Transport order outbound			150	500	150		
Copy purchase order inbound							
Copy transport order inbound							
Beginning inventory for finished good	7,500	7,450	7,450	7,300	6,950	6,800	6,800
Ending inventory for finished good	7,450	7,450	7,300	6,950	6,800	6,800	6,800
Planned ending inventory	7,350	7,300	7,300	7,300	6,800	6,650	6,650
Components with shortage	0	0	0	0	0	0	0

> Component Cheese	Stock on hand: 750 BX
> Component Dough	Stock on hand: 2750 BX
> Component Tomato_Sauce	Stock on hand: 7500 BX

Available stock (green) Out of stock (red) No data (grey)

Where used?

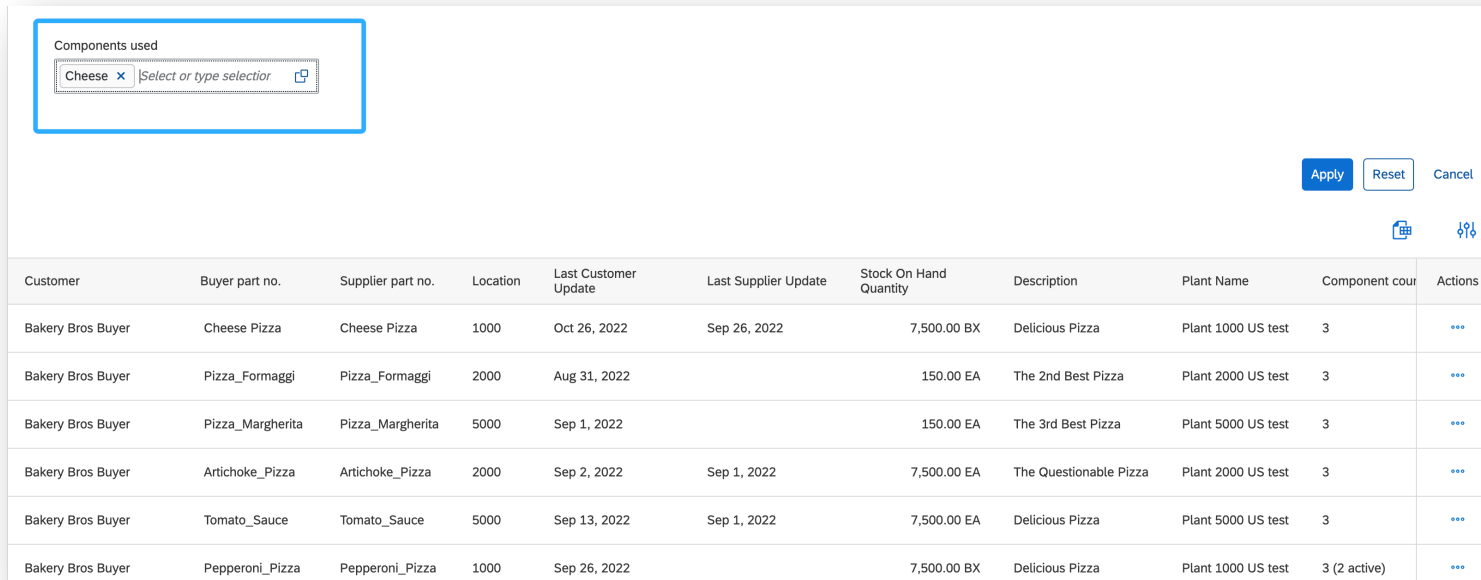
Component Dough

Used By Cheese Pizza
Pepperoni_Pizza

© 2022 SAP SE or an SAP affiliate company. All rights reserved.

C. Alerting and monitoring

Component dependency overview 3: Search by components used in the workbench list page allows to identify all the finished goods that use a specific component.



Components used

Cheese x | Select or type selection

Apply Reset Cancel

Customer	Buyer part no.	Supplier part no.	Location	Last Customer Update	Last Supplier Update	Stock On Hand Quantity	Description	Plant Name	Component cour	Actions
Bakery Bros Buyer	Cheese Pizza	Cheese Pizza	1000	Oct 26, 2022	Sep 26, 2022	7,500.00 BX	Delicious Pizza	Plant 1000 US test	3	...
Bakery Bros Buyer	Pizza_Formaggi	Pizza_Formaggi	2000	Aug 31, 2022		150.00 EA	The 2nd Best Pizza	Plant 2000 US test	3	...
Bakery Bros Buyer	Pizza_Margherita	Pizza_Margherita	5000	Sep 1, 2022		150.00 EA	The 3rd Best Pizza	Plant 5000 US test	3	...
Bakery Bros Buyer	Artichoke_Pizza	Artichoke_Pizza	2000	Sep 2, 2022	Sep 1, 2022	7,500.00 EA	The Questionable Pizza	Plant 2000 US test	3	...
Bakery Bros Buyer	Tomato_Sauce	Tomato_Sauce	5000	Sep 13, 2022	Sep 1, 2022	7,500.00 EA	Delicious Pizza	Plant 5000 US test	3	...
Bakery Bros Buyer	Pepperoni_Pizza	Pepperoni_Pizza	1000	Sep 26, 2022		7,500.00 BX	Delicious Pizza	Plant 1000 US test	3 (2 active)	...

Additional Information

- Component planning collaboration supports display of only one level of BOM (one finished good material and its direct component)
- Component planning collaboration supports display of up to 30 components per finished good
- Only Forecast product activity message can be used to display planning data in Component planning collaboration
- Bill of material data must be successfully uploaded before posting product activity message for the component planning collaboration view to be displayed
- Custom views and customer defined attributes are not available for CPC functionality
- Excel is not supported
- Component planned consumption (Component forecast) is to be calculated in the buyer backend and shared by the buyer via planning collaboration. SAP Business Network will not provide expected component consumption calculation.
- Warning shortages are calculated only for the first 30 daily time buckets

Follow us



www.sap.com/contactsap

© 2022 SAP SE or an SAP affiliate company. All rights reserved.

No part of this publication may be reproduced or transmitted in any form or for any purpose without the express permission of SAP SE or an SAP affiliate company.

The information contained herein may be changed without prior notice. Some software products marketed by SAP SE and its distributors contain proprietary software components of other software vendors. National product specifications may vary.

These materials are provided by SAP SE or an SAP affiliate company for informational purposes only, without representation or warranty of any kind, and SAP or its affiliated companies shall not be liable for errors or omissions with respect to the materials. The only warranties for SAP or SAP affiliate company products and services are those that are set forth in the express warranty statements accompanying such products and services, if any. Nothing herein should be construed as constituting an additional warranty.

In particular, SAP SE or its affiliated companies have no obligation to pursue any course of business outlined in this document or any related presentation, or to develop or release any functionality mentioned therein. This document, or any related presentation, and SAP SE's or its affiliated companies' strategy and possible future developments, products, and/or platforms, directions, and functionality are all subject to change and may be changed by SAP SE or its affiliated companies at any time for any reason without notice. The information in this document is not a commitment, promise, or legal obligation to deliver any material, code, or functionality. All forward-looking statements are subject to various risks and uncertainties that could cause actual results to differ materially from expectations. Readers are cautioned not to place undue reliance on these forward-looking statements, and they should not be relied upon in making purchasing decisions.

SAP and other SAP products and services mentioned herein as well as their respective logos are trademarks or registered trademarks of SAP SE (or an SAP affiliate company) in Germany and other countries. All other product and service names mentioned are the trademarks of their respective companies.

See www.sap.com/copyright for additional trademark information and notices.