



Feature at a Glance

Ability to access the Icertis Contract Intelligence (ICI) for SAP® Ariba Solutions from an SAP Ariba contract workspace to create and update contract documents- SC-16239

Target GA: September 2022

Combining best-in-class contract lifecycle management and spend management solutions for Contract Authoring

Description

- This feature enables the buyers using SAP Ariba Contracts integrated with Icertis Contract Intelligence (ICI) for SAP Ariba Solutions to use the ICI interface to create and update contract documents. This feature also enables you to seamlessly navigate between the ICI interface and SAP Ariba Contracts after the contract workspace records are linked. Additionally, you can use the Artificial Intelligence (AI) capabilities of Icertis to assemble, review, negotiate, and approve contracts if you have subscribed to the respective capabilities from Icertis.
- SAP Ariba Contracts buyers can create and publish contract workspaces either directly or from sourcing awards or contract requests. ICI uses the workspace records such as header information, commercial terms, and lines to create an agreement in the ICI interface. The assembly, review, approval, and signature (optional, in either SAP Ariba Contracts or ICI interface) tasks are done in the ICI interface. After the agreement is in Executed state, it is sent back to SAP Ariba Contracts.

Customer benefit

- With the new seamless integration between Ariba contracts to the ICI platform integration buyers can
 - create contract documents in real-time.
 - enjoy powerful negotiation and collaboration capabilities using Microsoft Word Online Editing, Microsoft Teams Experience Advanced Redline tracking

User

- Buyer

Enablement model

- Ariba: Customer configured
- Icertis: to be requested from Icertis service team

Applicable solutions:

- Ariba Contracts
- ICI platform from Icertis

Prerequisites – 1

SAP Ariba Configuration

- Ensure that you have a valid license for SAP Ariba Contracts or SAP Ariba Strategic Sourcing Suite.
- Ensure that you have a valid subscription for Icertis Contracts Intelligence for SAP Ariba solutions and any additional Icertis capabilities that you want to use in the integrated solution.
- You must be the contract owner (Primary Owner) or a user who has been granted permission by the contract owner (Secondary Owner) to access the ICI interface.
- Realm Setup (for new customers)
- CLM specific data load, as needed (Region / Commodity / Department)
- User setup (Pulled into ICertis via MDS User Entity Open API)
- Enabling SSO (via IdPs, to use SAP IAS or a 3rd Party IdP)
- Supplier setup (Pulled into ICertis via MDS Organization Entity Open API)
- **From ICM enable the following parameters in SAP Ariba Contracts:**
 - Application.ACM.IcertisIntegration
 - Application.ACM.IcertisHostname
 - Application.ACM.IcertisIdPSelection
 - Application.ACM.UpdateLastModifiedDateOnContractStatusChange
- Add a group named “ICI Users” in the ‘Teams’ section of a Contract Workspace Template, which is used by ICertis to push the users/observers/signatories added on ICertis.

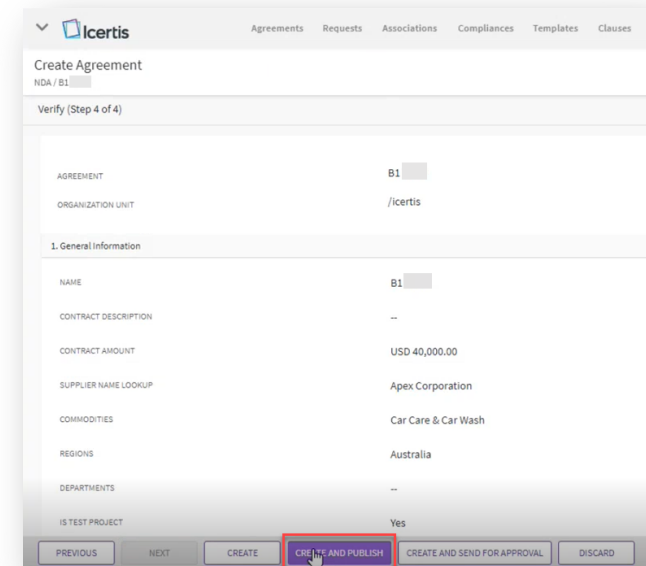
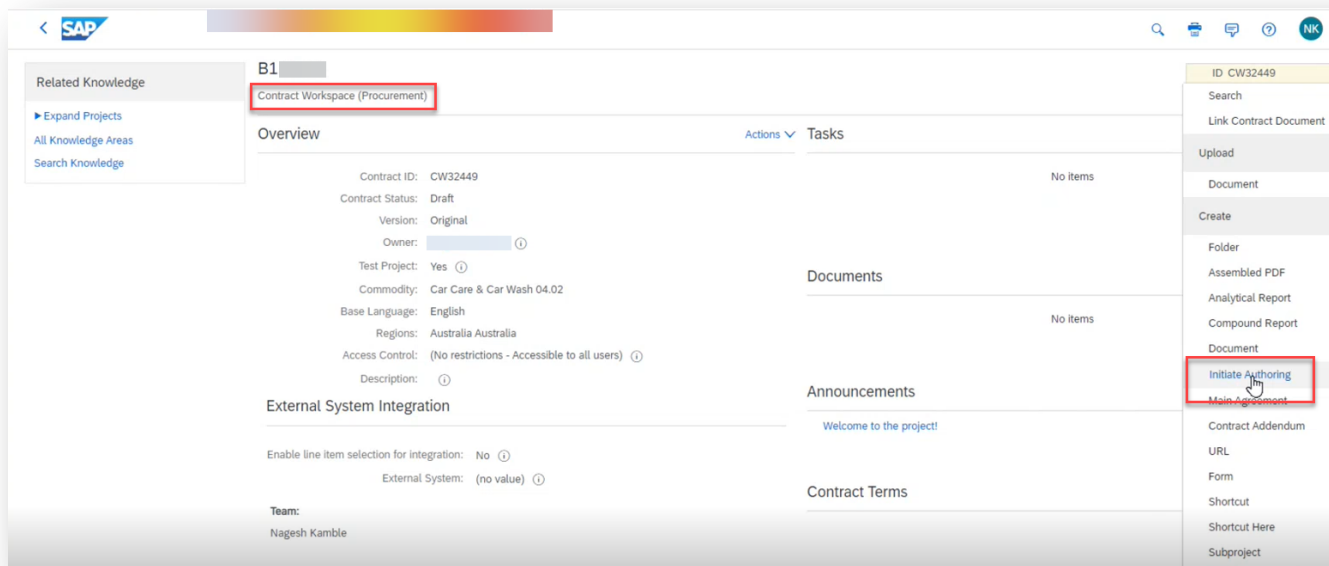
Prerequisites – 2

SAP Ariba Configuration

- Backend data integration via Open APIs. Hence corresponding Open APIs to be setup.
- API Keys be created and configured: Customer or Any Customer Partners.
- Oauth ClientId/Secret/API Keys to be shared with ICertis for API configuration.
- Following are the Ariba Open APIs to be configured:
 - Contract Workspace Retrieval API
 - Contract Workspace Modification API
 - Contract Line Item Document Retrieval API
 - Contract Line Item Document Download API
 - Project Document Management Retrieval API
 - Project Document Management Download API
 - Project Document Management Creation API
 - Project Document Management Modification API
 - Project Document Management State Change API
 - Team Management API
 - Master Data Retrieval API for Sourcing

Feature details

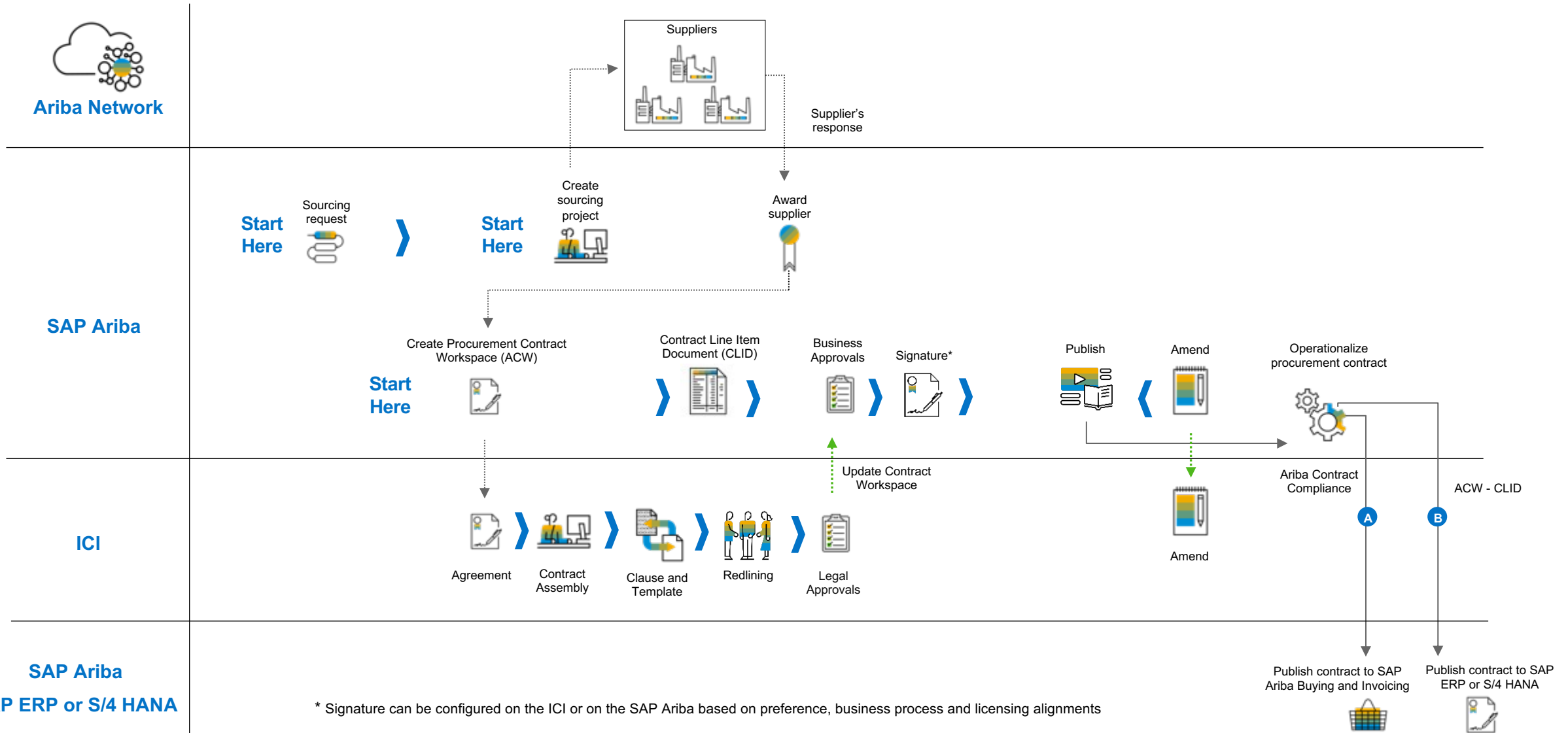
- Ariba Contract Workspace serves as starting point for contracting – An Ariba Contract Workspace can be created from Sourcing Award, Contract Request or standalone.
- An ICI Agreement will be automatically created against such a Contract Workspace record by interface. Critical information such as header information, commercial terms, and lines are replicated.
- Contract assembly, review, approval, and signature (optional) will happen in ICI. Based on the customer preference, the signature can be configured to start from Ariba or from ICI. Once the agreement is finalized (Signature is SAP Ariba) or all parties have signed the contract (Signature in Icertis), data will be interfaced back to Ariba Contract Workspace.
- The contract can be published/executed and can be amended from SAP Ariba when it needs updates.



SAP Ariba and Icertis Integration Flows

Integration for Contract Authoring

September 2022



* Signature can be configured on the ICI or on the SAP Ariba based on preference, business process and licensing alignments

User story

1. The contract agent will create a Contract Workspace in Ariba by providing all the necessary information and selecting a template. The user will move to the documents tab and instead of selecting 'Upload' the user will select 'Initiate Authoring'
2. The user will be redirected to the Icertis Agreement creation screen. Here the user will select 'Own Paper' and move through steps (creation wizard) to validate the basic information.
3. With the save of the agreement in Icertis the 'External Contract Reference' will be updated on the SAP Ariba side and the link will be established for user navigation
4. Once the user completes the steps, the assembly (using Icertis clauses and templates) will be initiated. At any point in time the 'Assemble' action will pull the latest information.
5. The next steps like review, negotiation, legal approval will happen using the ICI framework. The users will receive notifications from the ICI platform and will be able to perform the task there as well.
6. Once the legal approval is done, the agreement document will move to a non-editable state.
7. Icertis Agreement Status will be shown as part of the Contract Workspace header.
8. This will trigger SAP Ariba to move on with the next steps.
9. Signature will be carried out in SAP Ariba or ICI with or without integration with 3rd party signature tools.
10. Signature status will be updated in the system and synchronized to the other system and provide the signed document version and moves to executed state.

Thank you.



Follow us



www.sap.com/contactsap

© 2022 SAP SE or an SAP affiliate company. All rights reserved.

No part of this publication may be reproduced or transmitted in any form or for any purpose without the express permission of SAP SE or an SAP affiliate company. The information contained herein may be changed without prior notice. Some software products marketed by SAP SE and its distributors contain proprietary software components of other software vendors. National product specifications may vary. These materials are provided by SAP SE or an SAP affiliate company for informational purposes only, without representation or warranty of any kind, and SAP or its affiliated companies shall not be liable for errors or omissions with respect to the materials. The only warranties for SAP or SAP affiliate company products and services are those that are set forth in the express warranty statements accompanying such products and services, if any. Nothing herein should be construed as constituting an additional warranty. In particular, SAP SE or its affiliated companies have no obligation to pursue any course of business outlined in this document or any related presentation, or to develop or release any functionality mentioned therein. This document, or any related presentation, and SAP SE's or its affiliated companies' strategy and possible future developments, products, and/or platforms, directions, and functionality are all subject to change and may be changed by SAP SE or its affiliated companies at any time for any reason without notice. The information in this document is not a commitment, promise, or legal obligation to deliver any material, code, or functionality. All forward-looking statements are subject to various risks and uncertainties that could cause actual results to differ materially from expectations. Readers are cautioned not to place undue reliance on these forward-looking statements, and they should not be relied upon in making purchasing decisions. SAP and other SAP products and services mentioned herein as well as their respective logos are trademarks or registered trademarks of SAP SE (or an SAP affiliate company) in Germany and other countries. All other product and service names mentioned are the trademarks of their respective companies. See www.sap.com/trademark for additional trademark information and notices.