



SAP Ariba 

SAP Ariba Q2 Release Update – 2205

Operational Procurement

Sandesh Karkera, SAP
June 9th, 2022

PUBLIC

Agenda

- Background and Objectives
- Customer Success partner (CSP) Introduction
- New Features Releases – 2205
- Key Features Deep Dive

Release Link 2205 : <https://connectsupport.ariba.com/sites#item-view&/202132>

Background & Objectives

- SAP Ariba releases a number of features on quarterly basis across the Ariba Solution Portfolio
- In most cases, Ariba Customers are not able to keep track of these releases or understand which of these new innovations might be useful for addressing their current pain points
- The objective of this session is to provide a brief synopsis of the Ariba innovations on a quarterly basis to help Ariba Customers keep up to date with the new features & functionalities released by SAP Ariba
- In this session we will provide a summary of these features at a high level and deep dive into few key features only. If there is any specific feature that you are interested in deep diving, please reach out to respective CEE/CSP for the same



2205 Feature Releases

#	Q2 2022 – Feature List	Description	Buying & Invoicing	Buying	Catalog	Invoice Mgt	Guided Buying	Feature Enablement
1	Enhanced warnings for force order and force cancel [CP-19268]	This feature enhances the warnings that are displayed when users perform the force order or the force cancel action.	✓	✓				Automatically On
2	Support for replicating project controlling object (WBS elements) master data from SAP S/4HANA Cloud using SAP Master Data Integration [PLMDS-4163]	This feature introduces support for replicating project controlling object (WBS elements) master data into SAP Ariba applications from SAP S/4HANA Cloud using SAP Master Data Integration. In this release, support is available for the WBS elements (WBSElement v3.0.0) master data object. In addition, this release also upgrades the support for the Cost Center master data object to a higher version (CostCenter v3.0.0).	✓	✓				Customer Configured
3	Enhancements to master data integration with SAP S/4HANA Cloud using SAP Master Data Integration [PLMDS-4243]	This feature introduces enhancements to master data integration between SAP Ariba applications and SAP S/4HANA Cloud using the SAP Master Data Integration service and SAP Ariba master data native integration (MDNI). Now, master data integration can be configured for replicating supported master data objects without the help of SAP Ariba Support. For replicating master data objects from SAP Material Master, or objects with Business System ID, a new parameter is available to allow the master data objects to be directly published to the master data service (MDS).	✓	✓				Customer Configured

#	Q1 2022 – Feature List	Description	Buying & Invoicing	Buying	Catalog	Invoice Mgt	Guided Buying	Feature Enablement
4	Support for importing Purchase Contracts from SAP S/4HANA Cloud [SINV-12789]	This feature enables support for importing purchase contracts from SAP S/4HANA Cloud and creating corresponding item-level compliance contracts in the SAP Ariba solution. Catalog subscriptions are generated for all the items in these contracts and the items are made available for users to search for them in the catalog and purchase them.	✓	✓				Customer Configured
5	Improved accessibility for non-catalog screens [GB-15866]	Guided buying meets WCAG 2.1 level AA accessibility requirements on the pages that are widely used for non-catalog purchases.	✓	✓			✓	Automatically On
6	Supplier selection policy supports derived, defaulted, and conditional fields [GB-16057]	Supplier selection policies now trigger for form fields that contain derived (calculated) or default values, or that have conditional visibility. Previously, these types of fields didn't trigger policies when forms initially displayed, so users had to explicitly change field values to trigger them.	✓	✓			✓	Automatically On
7	Give select users permission to modify attachments in approved requisitions [GB-16678]	If you've configured guided buying to prevent users from adding or deleting attachments on approved requisitions, you can now give a select group of users the ability to modify attachments. Previously, you could give this capability to all users or prevent all users from using it. Now you can give this capability to a select group of users. If an attachment is removed it's recorded in the history section of the requisition.	✓	✓			✓	Customer Configured

#	Q1 2022 – Feature List	Description	Buying & Invoicing	Buying	Catalog	Invoice Mgt	Guided Buying	Feature Enablement
8	Availability of Web assistant help in guided buying [GB-17952]	Guided buying now has in-application help through Web assistant from SAP Enable Now. As users work in guided buying, they can open a help panel that contains context-sensitive information. Customers with an SAP Enable Now license can modify and add their own guidance content, relevant to their organizations.	✓	✓			✓	Customer Configured
9	Disable editing of rejected requests and send rejection status to SAP S/4HANA or SAP S/4HANA Cloud in the 2NV and 3EN integration scenarios [GB-18335]	This feature disables the editing of rejected requests in guided buying. It also sends the request rejection status to SAP S/4HANA or SAP S/4HANA Cloud.	✓	✓			✓	Customer Configured
10	Advanced currency precision in guided buying [GB-7739]	Previously, guided buying validated the decimal precision of money fields only when users added requests to the shopping cart or submitted them. Now, it checks the decimal precision of these fields when users enter values. This earlier error detection helps users understand data entry problems.					✓	Automatically On
11	Support for supplier diversity information in non-catalog purchases [GB-9570]	This feature allow you to label suppliers, like "Hispanic owned" or "independently owned". When users are creating non-catalog requests, they can quickly identify suppliers with these labels. You can promote diversity through procurement by creating diversity program. Suppliers in your diversity program are branded with your diversity logo, and a description of your program is included in the supplier's details.	✓	✓			✓	Customer Configured



Key Features **Deep Dive**



Feature at a Glance

Support for Importing Purchase Contracts from SAP S/4HANA Cloud

Ease of implementation ● High-Touch

Geographic relevance ● Global

Feature at a Glance

Introducing: Support for Importing Purchase Contracts from SAP S/4HANA Cloud

Customer challenge

Currently, the CIG integration supported for SAP ERP is done through csv report integration and supports SAP ECC, however customers using SAP S/4HANA Cloud are not able to utilize the current csv integration.

Meet that challenge with SAP Ariba

This feature enables support for importing purchase contracts from SAP S/4HANA Cloud and creating corresponding item-level compliance contracts in the SAP Ariba solution. Catalog subscriptions are generated for all the items in these contracts and the items are made available for users to search for them in the catalog and purchase them

Experience key benefits

The feature enables integration of SAP Ariba Contract Compliance with SAP S/4HANA Purchase Contract (Cloud). This enables customers to create (and update) an Operational Contract in SAP S/4HANA and then push this information into SAP Ariba Contract Compliance (Header and Line Items) with the help of Open APIs and a Scheduling App.

Solution area

SAP Ariba Buying
SAP Ariba Buying and Invoicing

Implementation information

This feature is automatically on for all customers with the applicable solutions but requires **customer configuration**.

Prerequisites and Restrictions

Prerequisites

The customer needs the SAP S/4HANA Purchasing Contracts and SAP Ariba Buying installed. Master data, such as suppliers, users, etc., need to be in sync.

Restrictions

- This is only applicable for Purchasing Contracts in the Cloud.
- Scheduling agreement is Out of Scope.
- Item Hierarchy is not supported.

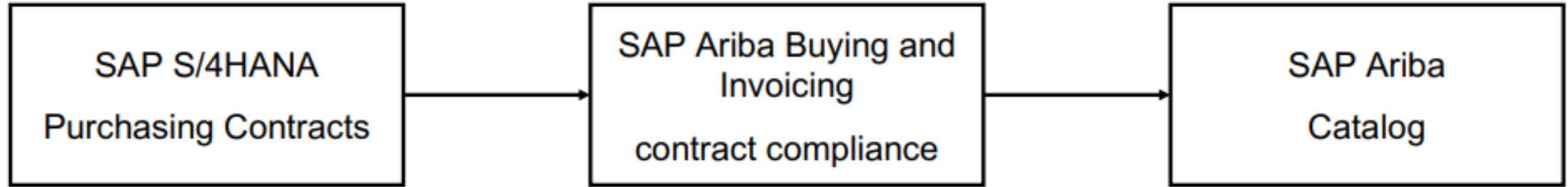
Recording: <https://connectsupport.ariba.com/sites#item-view&/203192>

Feature at a Glance

Introducing: **Support for Importing Purchase Contracts from SAP S/4HANA Cloud**

Detailed feature information

- This feature enables support for importing SAP S/4HANA purchasing contracts data from SAP S/4HANA Cloud into SAP Ariba Catalog via contract compliance in SAP Ariba Buying and Invoicing, creating corresponding item-level compliance contracts in SAP Ariba Procurement solutions.



- Catalog subscriptions are generated for all the items in these contracts and the items are made available for users to search for them in the catalog and purchase them.
- Lean Services is supported with the integration.

Feature at a Glance

Introducing: Support for Importing Purchase Contracts from SAP S/4HANA Cloud

SAP S/4HANA Purchasing Contract

- This feature facilitates the import of SAP S/4HANA purchasing contracts data into SAP Ariba Catalog via contract compliance in SAP Ariba Buying and Invoicing.
- In example (A), we see contract number 4600001345.

The screenshot displays the SAP S/4HANA Purchasing Contract details page. The main view shows the 'Items' section with a table of contract items. A callout box labeled 'A' is overlaid on the right side, providing detailed information about the selected contract.

Items

Purchase Contract Items (1) Personalisation 2

Item	Category	Account Assignment Category
<input type="checkbox"/> 10	0	U

Material Group: P001
Plant:

Blocked: No
Deleted: No

Partner

Partners (3)

Partner Function	Partner
<input type="radio"/> BA	10300001
<input type="radio"/> LF	10300001
<input type="radio"/> RS	10300001

Callout Box (A) Details:

4600001345

Header Information

Contract Type: Value Contract (WK)
Supplier: Inandslieferant DE 1 (10300001)
Purchasing Organization: Purch. Org. 1010 (1010)
Valid To: 01.04.2023

Consumption Percentage:
Approval Status: Workflow Not Yet Started

Target Value: 1,00
Currency: European Euro (EUR)
Valid From: 22.03.2022
Valid To: 01.04.2023
Approver: Automatic approval in process
Created On: 22.03.2022

Purchasing Group: Group 001 (001)
Company Code: Company Code 1010 (1010)

Feature at a Glance

Introducing: Support for Importing Purchase Contracts from SAP S/4HANA Cloud

Contract import

- Batch imports of contracts from SAP S/4HANA to contract compliance can be executed using a filter on the SAP Ariba system administration page shown here.
- The filter allows you to choose to import contracts only for a specific set of parameters, such as a specific company code.
- Filters may be run manually, or set to run automatically at a specified interval, to ensure new contract items are consistently imported.
- If you want to use one or more purchase contract header fields as filters when importing purchase contracts, have your Designated Support Contact (DSC) submit a request with your SAP Ariba Customer Engagement Executive or Account Manager to design the S4HANAPurchaseContractsHeaderFilters flexible master data template. An SAP Ariba representative will follow up with information about SAP Ariba Services.

The screenshot displays the SAP Ariba Administration UI. The top navigation bar includes 'HOME', 'CONTRACTS', 'INVOICING', and 'ADMINISTRATION'. The 'ADMINISTRATION' section is active, showing a sidebar with various management options like 'Site Manager', 'Integration Manager', and 'Customization Manager'. The main content area is titled 'Scheduled Tasks' and contains a search filter for 'Task Name: purchase'. Below the search filter is a 'Refresh Status' button and a table of scheduled tasks. The table has columns for 'Scheduled Task', 'Status', 'Last Run Time', and 'Next Run Time'. Two tasks are listed, both with a status of 'Completed' and a 'Run' button.

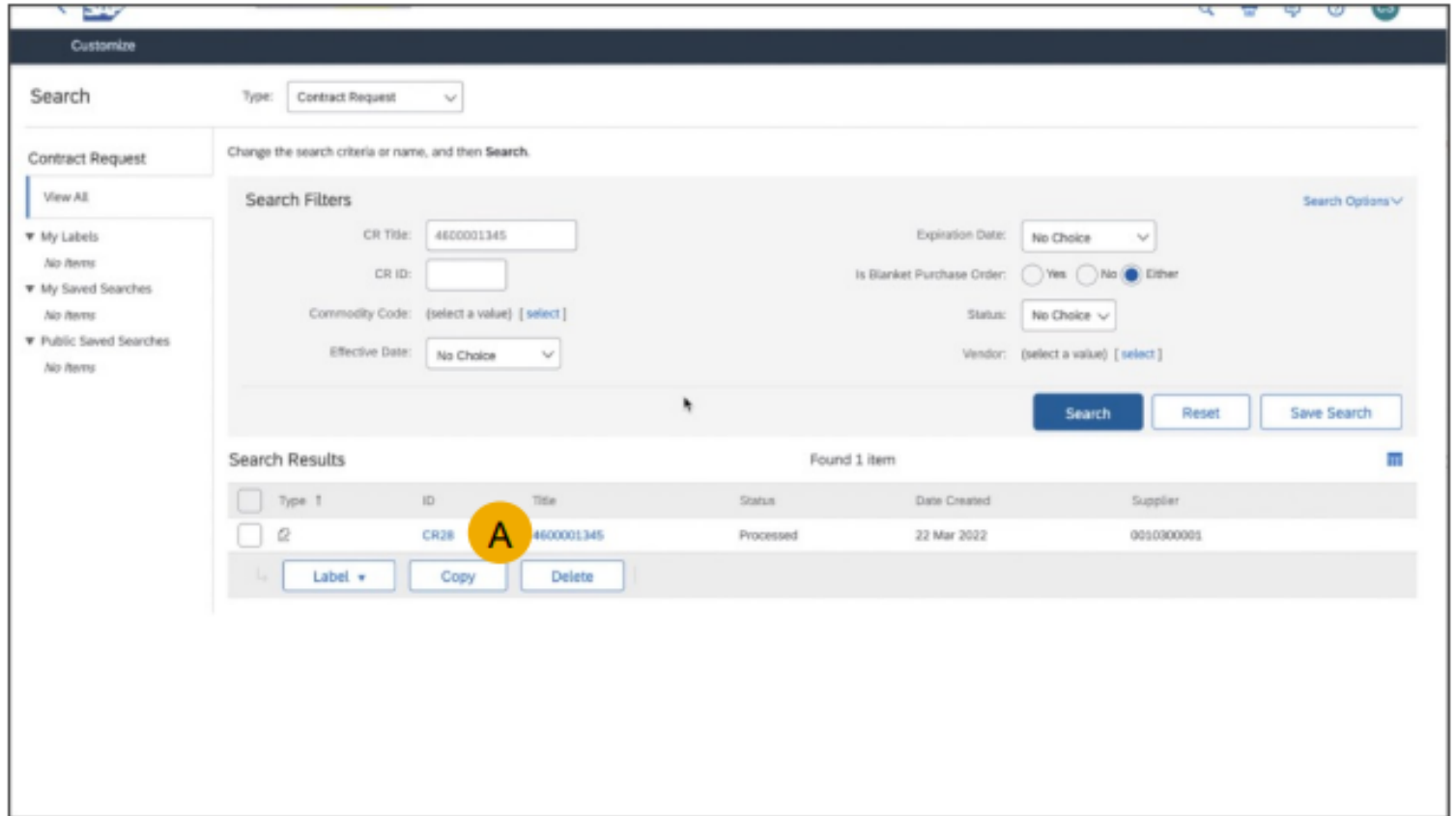
Scheduled Task	Status	Last Run Time	Next Run Time	
Process Queued task for Purchase Contracts Document <small>Process queued task corresponding to S4 Hana Purchase Contracts.pdf</small>	Completed (C2_TaskXML2)	03/22/2022 05:12:03 AM	03/22/2022 09:12:02 AM	Run
Process task for Purchase Contracts <small>Process task corresponding to S4 Hana Purchase Contracts.pdf</small>	Completed (C2_TaskXML1)	03/22/2022 06:33:33 AM	03/22/2022 08:33:16 AM	Run

Feature at a Glance

Introducing: Support for Importing Purchase Contracts from SAP S/4HANA Cloud

Contract compliance

- With import completed, the contract information is available in contract compliance.
- Contract information can be searched via the search interface shown here.
- Searching for contract number 4600001345 that was imported from SAP S/4HANA, it can be seen in the search results (A).

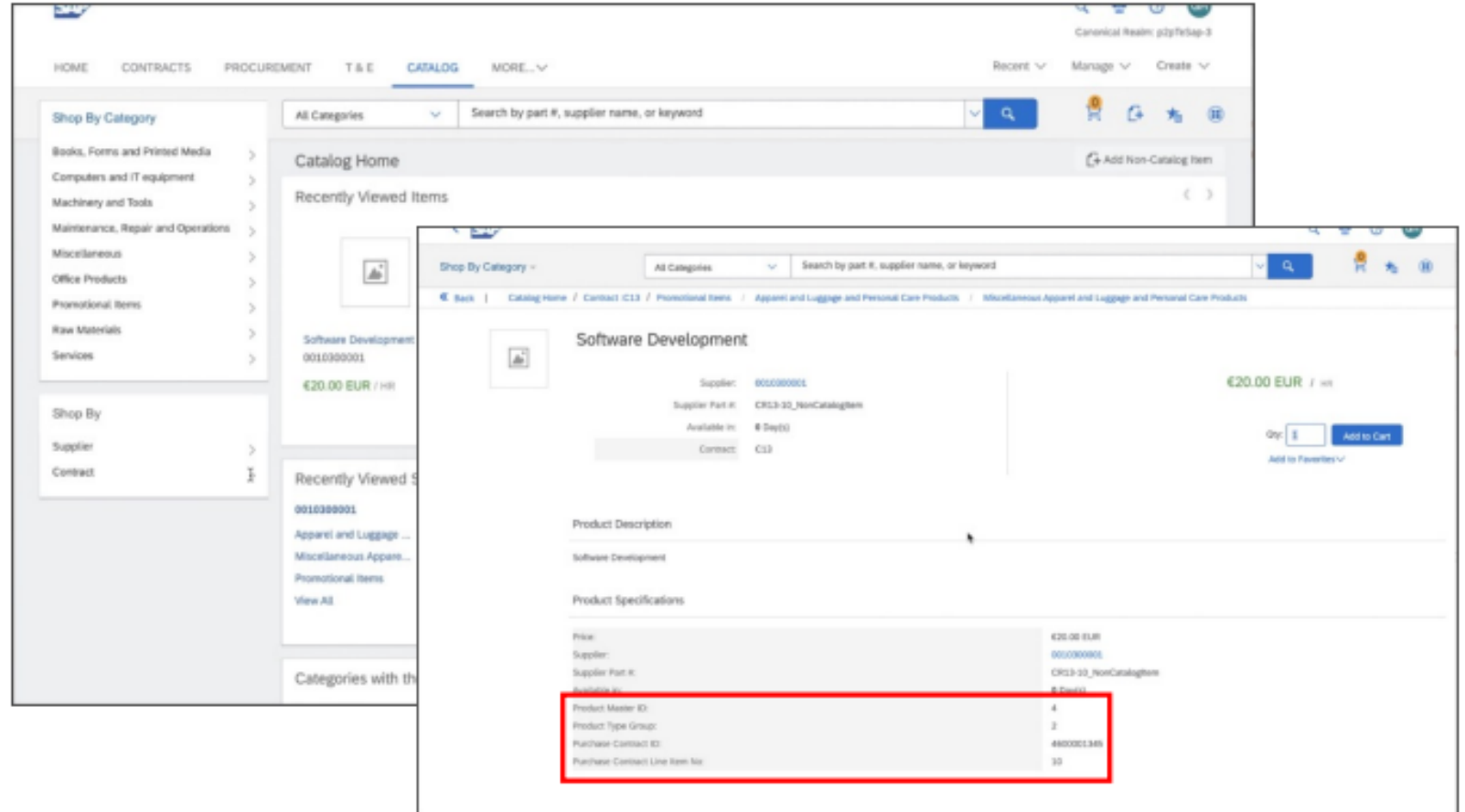


Feature at a Glance

Introducing: Support for Importing Purchase Contracts from SAP S/4HANA Cloud

SAP Ariba Catalog

- The generated subscription functionality adds the contract to SAP Ariba Catalog from contract compliance.
- Opening the contract details, we see additional information from the contract, including Master ID, Product Type Group, and Line Item #.
- From catalog home, you can also search on the contract number, supplier name, and other details to locate the item.

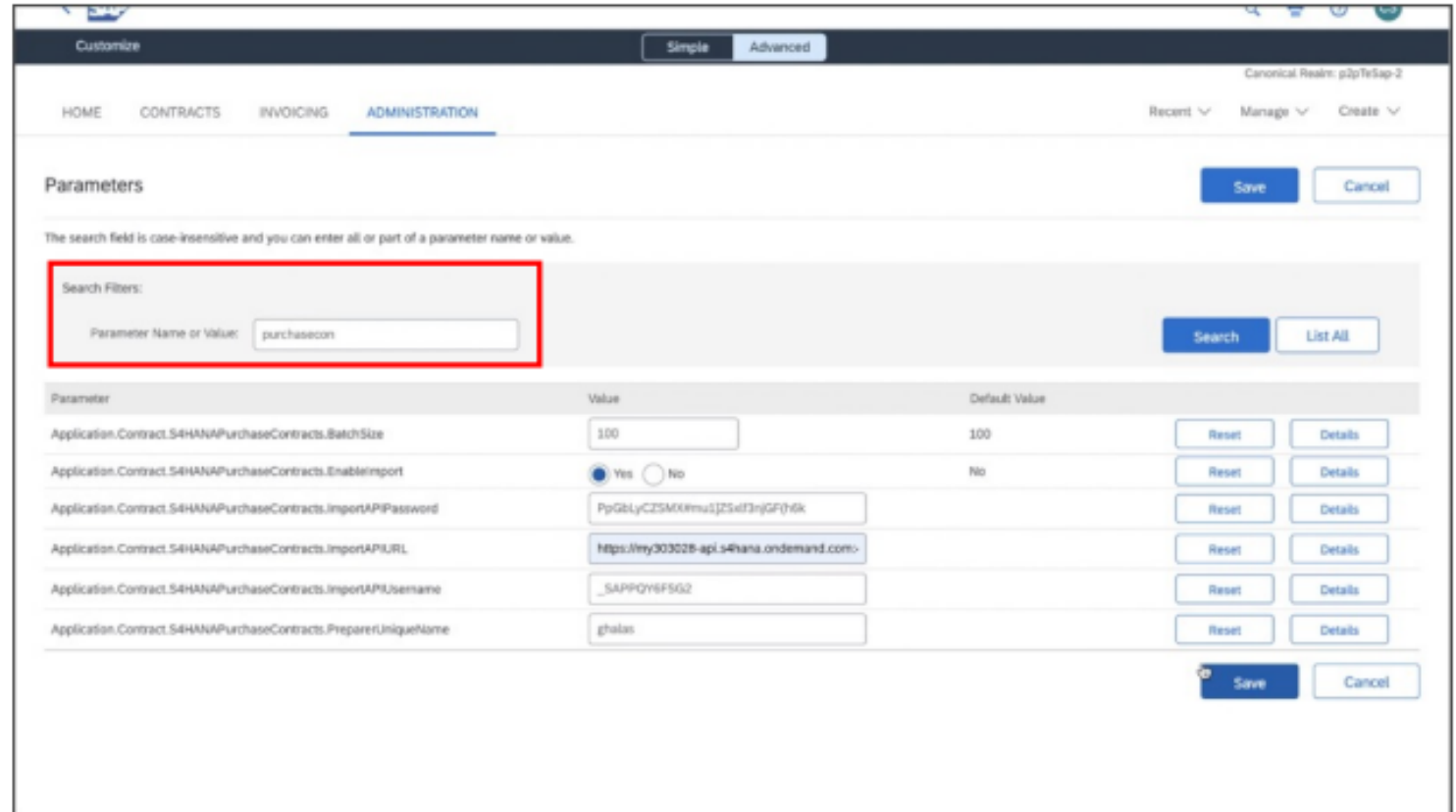


Feature at a Glance

Introducing: Support for Importing Purchase Contracts from SAP S/4HANA Cloud

Feature enablement

- This feature requires updating of parameters to be enabled to import contract information.
- By searching parameters for **purchasecontracts** via the administration tab, you'll see the parameters needing configuration.
- Please refer to the feature documentation for configuration guidance.
- If you want to use one or more purchase contract header fields as filters when importing purchase contracts, have your Designated Support Contact (DSC) submit a request with your SAP Ariba Customer Engagement Executive or Account Manager to design the S4HANAPurchaseContractsHeaderFilters flexible master data template. An SAP Ariba representative will follow up with information about SAP Ariba Services.



The screenshot displays the 'Parameters' configuration page in the SAP S/4HANA Cloud Administration interface. The page is titled 'Parameters' and includes a search bar with the filter 'purchasecon' entered. Below the search bar, a table lists several parameters for configuration:

Parameter	Value	Default Value	Reset	Details
Application.Contract.S4HANAPurchaseContracts.BatchSize	100	100	Reset	Details
Application.Contract.S4HANAPurchaseContracts.EnableImport	<input checked="" type="radio"/> Yes <input type="radio"/> No	No	Reset	Details
Application.Contract.S4HANAPurchaseContracts.ImportAPIPassword	PpGbLyCZSMXXfmu125e13njGF76k		Reset	Details
Application.Contract.S4HANAPurchaseContracts.ImportAPIURL	https://my303028-api.s4hana.ondemand.com/		Reset	Details
Application.Contract.S4HANAPurchaseContracts.ImportAPIUsername	_SAPPOY6FS02		Reset	Details
Application.Contract.S4HANAPurchaseContracts.PrepareUniqueName	ghalas		Reset	Details



Feature at a Glance

Give select users permission to modify attachments in approved requisitions

Feature at a Glance

Ease of implementation  Low touch / simple
Geographic relevance  Global

Introducing: Give select users permission to modify attachments in approved requisitions

Customer challenge

In many regulated industries, alteration of attachments in approved requisitions is considered to be alteration of the purchasing record. In these cases, customers have previously configured SAP Ariba to prevent users from making these changes. Many customers found however that there are circumstances for which changes to attachments are allowed under regulations and allowing these changes could improve efficiency.

Solution area

SAP Ariba Buying with guided buying capability
SAP Ariba Buying and Invoicing with guided buying capability

Meet that challenge with SAP Ariba

If you've configured guided buying to prevent users from adding or deleting attachments on approved requisitions, you can now give a select group of users the ability to modify attachments.

Previously, you could give this capability to all users or prevent all users from using it. Now you can give this capability to a select group of users. If an attachment is removed it's recorded in the history section of the requisition.

Implementation information

This feature is automatically on for all customers with the applicable solutions but requires **customer configuration**.

Experience key benefits

Customers in regulated industries are now able to comply with regulatory requirements while still maintaining flexibility when required. This enables strong compliance controls whilst preventing inefficiencies and roadblocks in the purchasing process.

Prerequisites and Restrictions

This feature works in conjunction with the parameter **PARAM_DISABLE_APPROVED_REQUISITION_ATTACHMENT_MODIFICATION**, which prevents any user from adding or deleting attachments in requisitions after they're approved. This feature must be enabled for the **Managed Approved Requisition Attachments** group to apply

Recording: <https://connectsupport.ariba.com/sites#item-view&/203186>

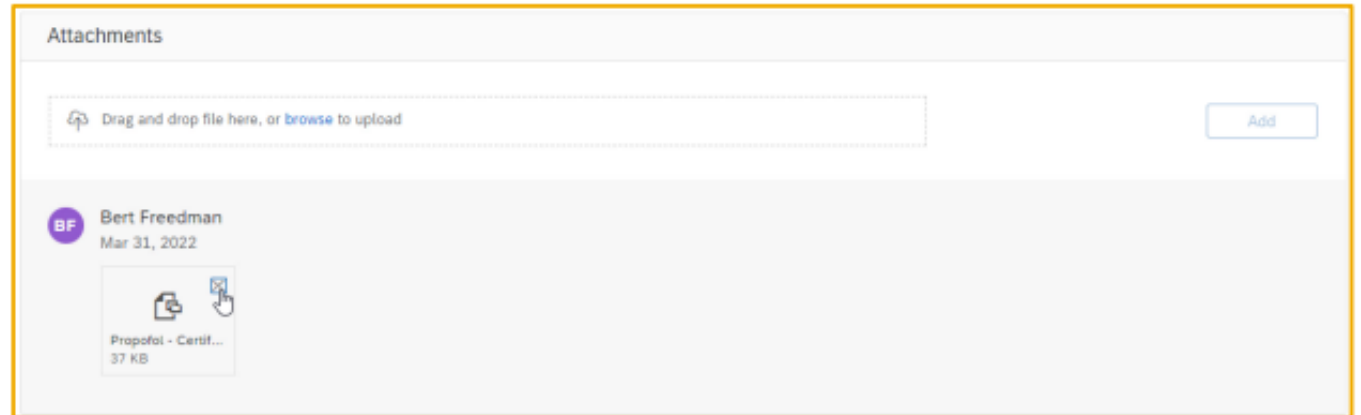
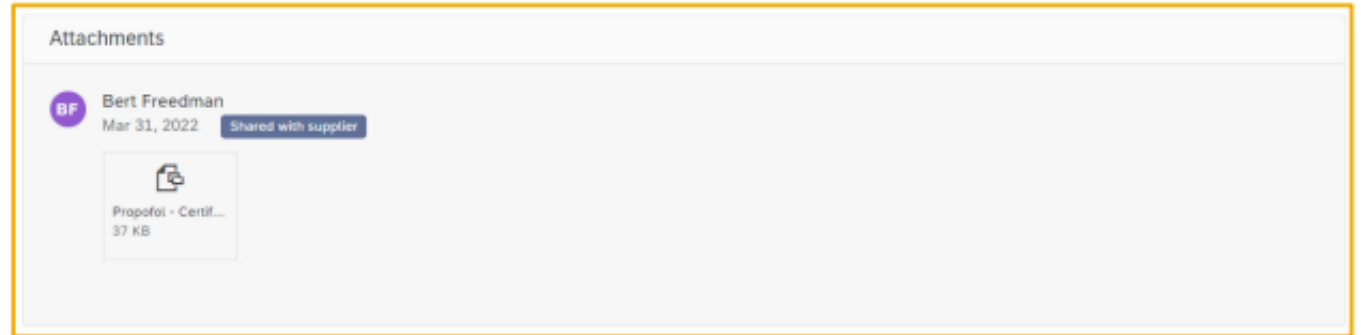
Feature at a Glance

Introducing: **Give select users permission to modify attachments in approved requisitions**

Detailed feature information

The new **Managed Approved Requisition Attachments** group in your SAP Ariba Buying solution specifies those users who are allowed to edit attachments in approved requisitions.

The top screenshot shows a user who does not have the Managed Approved Requisition Attachments group whereas the bottom screenshot shows a user who does have this group.



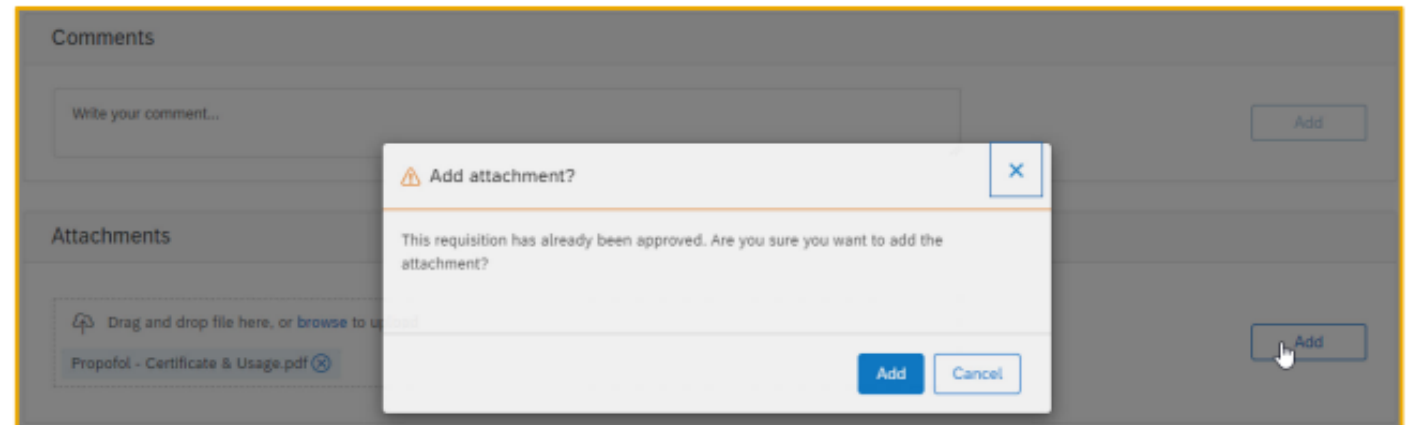
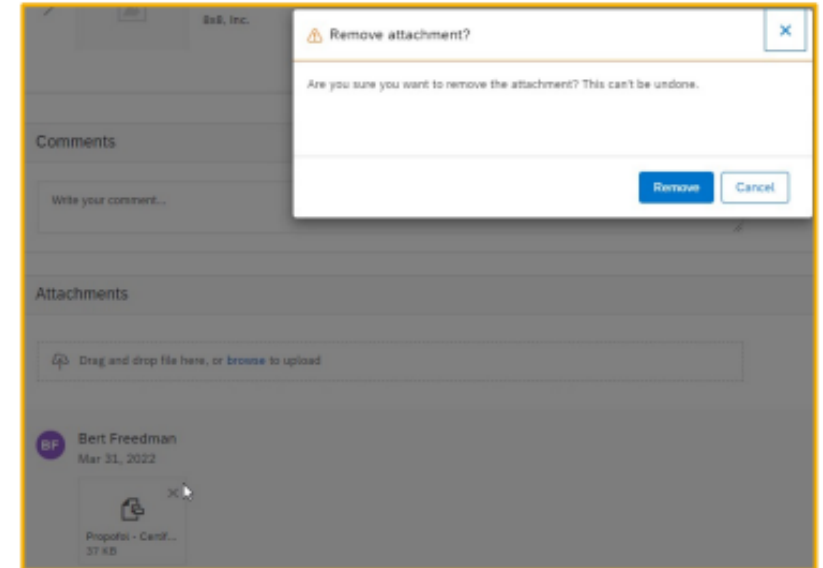
Feature at a Glance

Introducing: **Give select users permission to modify attachments in approved requisitions**

Detailed feature information

When adding or removing attachments as a user with **Managed Approved Requisition Attachments**, users will now be prompted with a warning message letting them know that any change to attachments is permanent.

The top screenshot shows an example warning message for deleting an attachment and the bottom screenshot shows an example warning message for adding an attachment.





SAP Ariba 

Feature at a Glance

Availability of Web assistant help in guided buying

Feature at a Glance

Introducing: Availability of Web assistant help in guided buying

Customer challenge

Lack of adoption and user challenges with navigating the guided buying capability can lead to an inefficient buying process, support requests, and potential for non-compliant spend.

Meet that challenge with

SAP Ariba

Guided buying now has in-application help through Web assistant from SAP Enable Now. As users work in guided buying, they can open a help panel that contains context-sensitive information. Help topics describe specific functions and What's New content for new feature roll-out, so users can perform just-in-time learning as they use guided buying.

Customers with an SAP Enable Now license may add end-user in-product help and guidance, including:

- Hot-Spots on UI level elements, explaining their purpose
- Guided Tours that walk users through common processes
- Page-level help including customer-specific process documentation, videos, and internal links

Experience key benefits

Guided buying now has integration with Web assistant from SAP Enable Now, which provides a consistent user experience across the application. Through the Web assistant in-app help console available in guided buying for standard and custom content, end users have access to the contextual help topics defined as hot spot areas and the product documentation for easy reference and understanding of guided buying functionality.

Solution area

SAP Ariba Buying, with the guided buying capability
SAP Ariba Buying and Invoicing, with the guided buying capability

Implementation information

This feature is automatically on for all customers with the applicable solutions but requires **customer configuration**.

Prerequisites and Restrictions

None

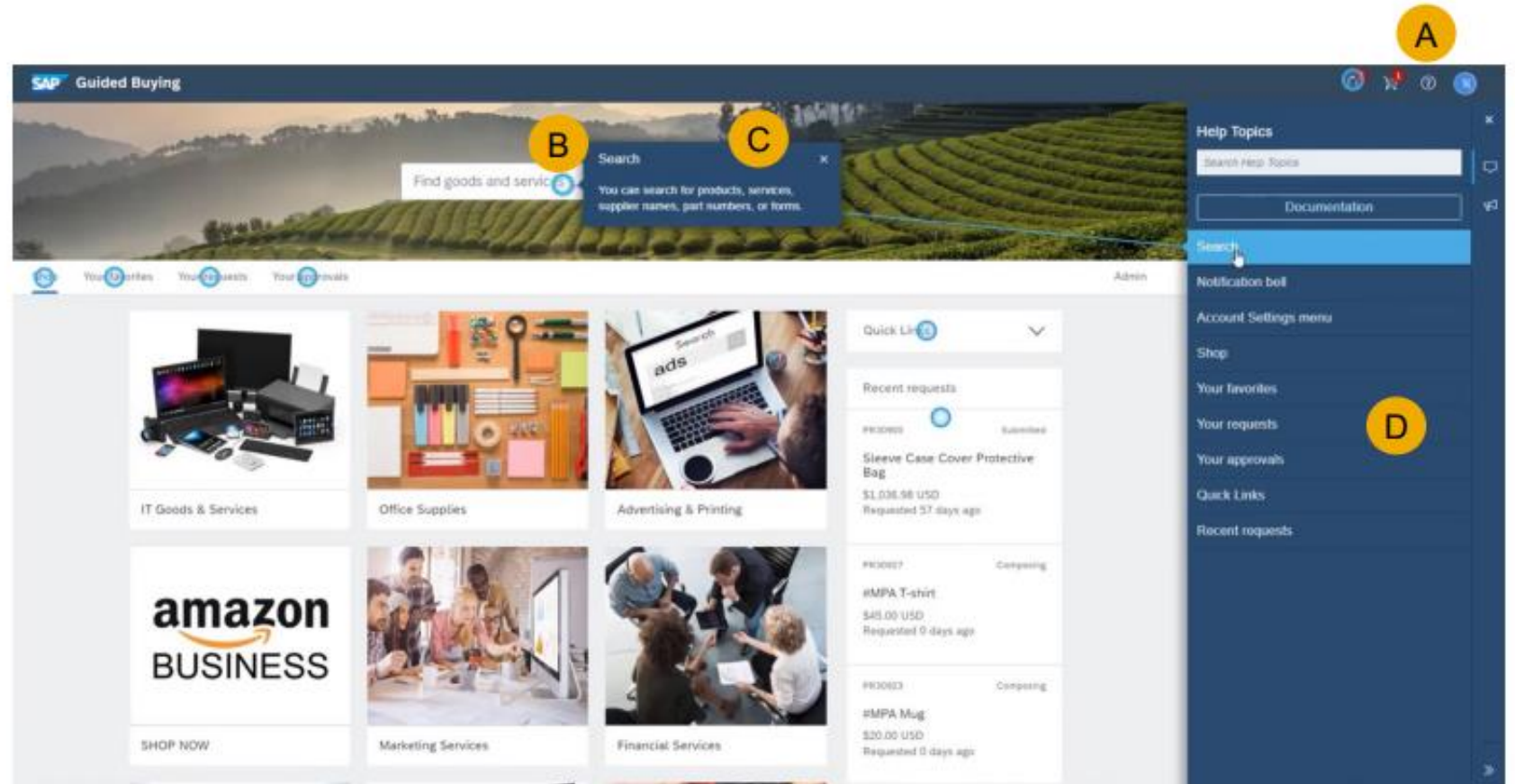
Recording: <https://connectsupport.ariba.com/sites#item-view&/203187>

Feature at a Glance

Introducing: Availability of Web assistant help in guided buying

Launching Web assistant

- A. To launch Web assistant, click the ? Icon in the upper right of the screen
- B. The help panel will appear containing the tiles associated with hot spots on page
- C. Clicking on the hot spot or the corresponding tile launches a dialog box
- D. The tiles shown are context specific and will change from page to page to be relevant to the screen elements displayed
- E. All help information initially shown is standard and covers the most frequently used pages in the application. It is available to all end users at no cost.
- F. Additional standard content will be added for additional pages in future releases.

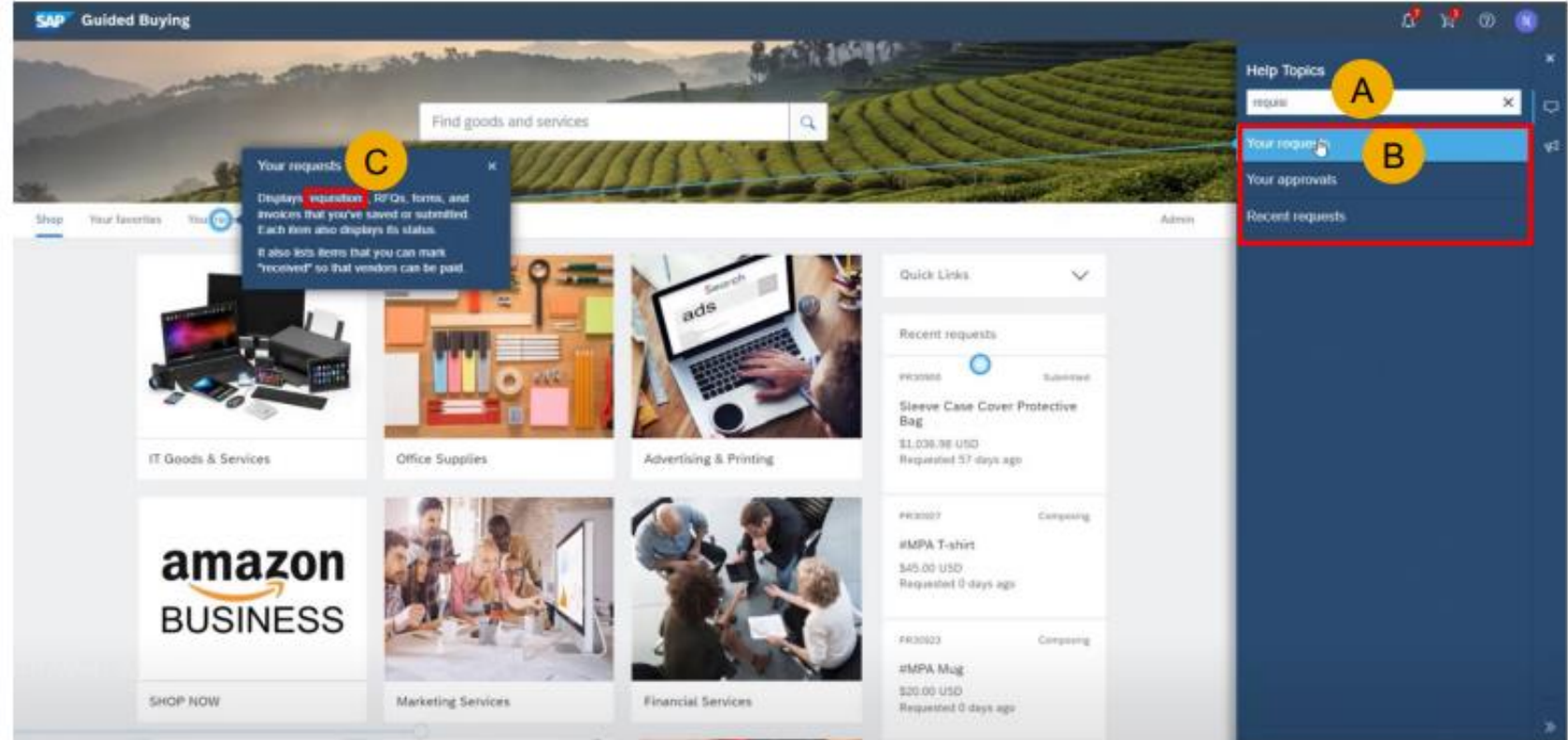


Feature at a Glance

Introducing: Availability of Web assistant help in guided buying

Search help topics

- A. Type in a search term in the search field below Help Topics
- B. Note that the list of tiles is reduced to only items containing your search term
- C. Search term is seen in the dialog box corresponding to the selected tile

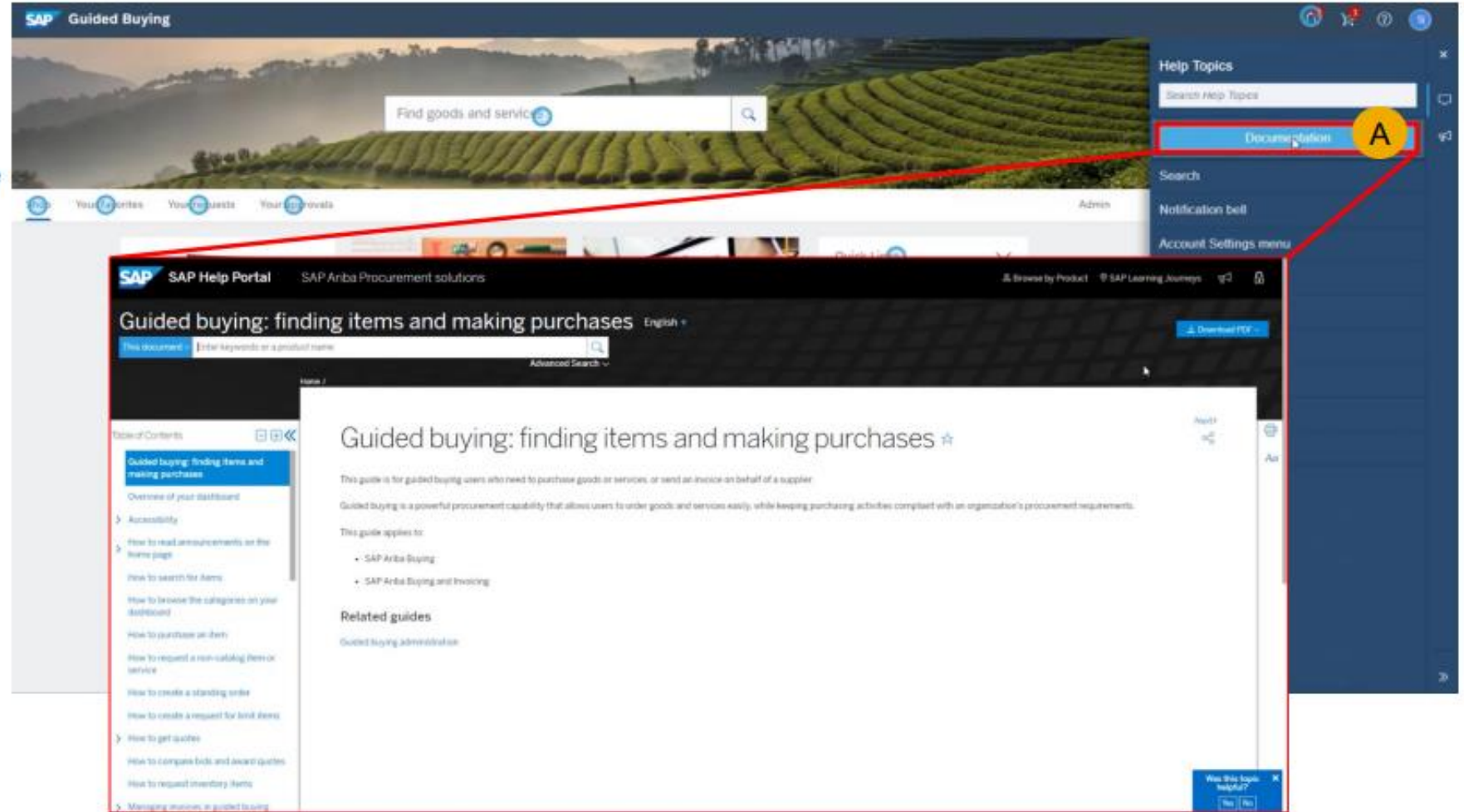


Feature at a Glance

Introducing: Availability of Web assistant help in guided buying

Product documentation

- A. Clicking on the Documentation button launches a new browser window containing relevant information from the SAP Help Portal

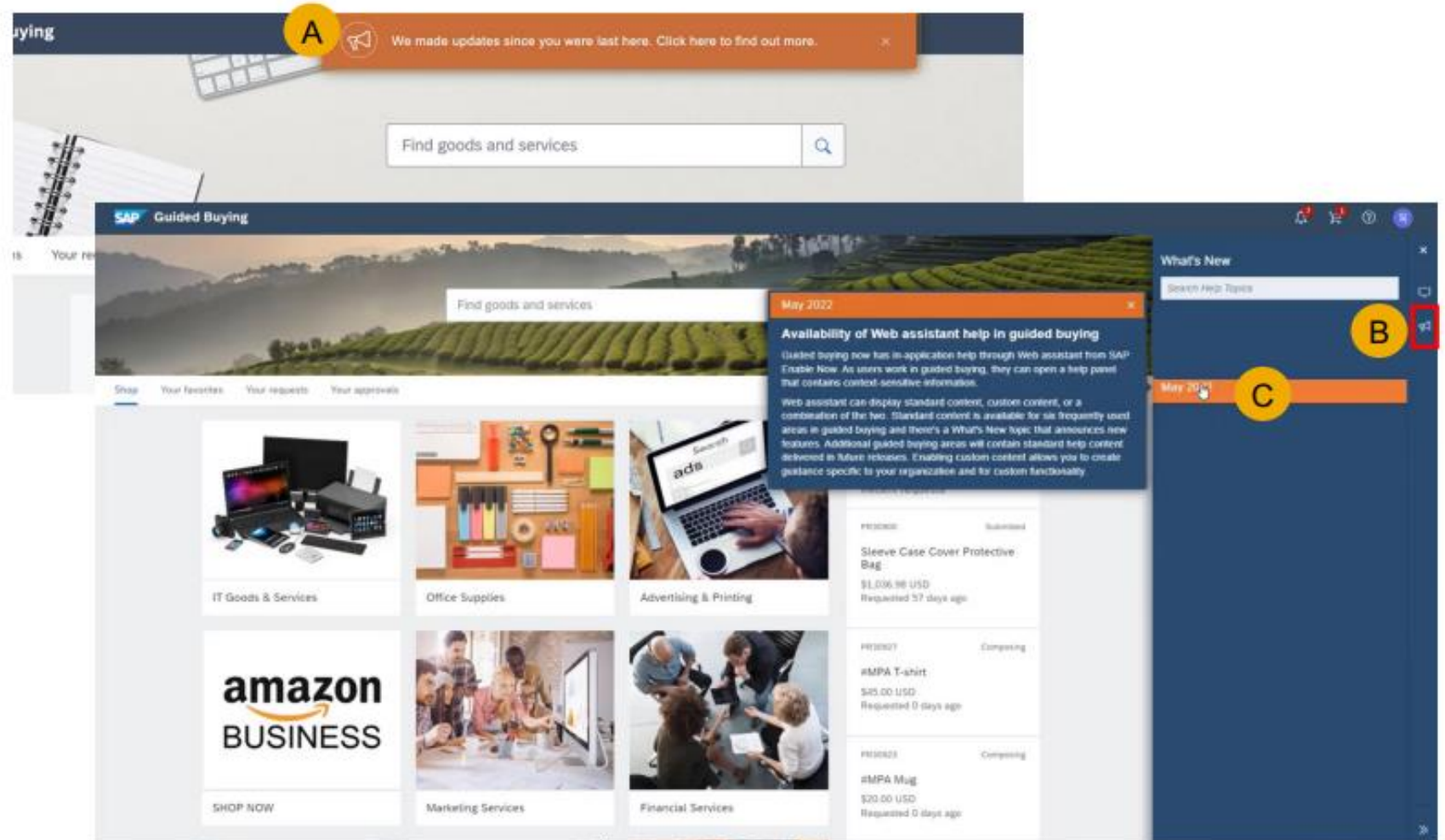


Feature at a Glance

Introducing: Availability of Web assistant help in guided buying

What's New

- A. The first time a user logs in after the introduction of a new feature, an announcement is shown at the top of the page alerting users
- B. After the first login, users may access What's New information by clicking on the bullhorn icon
- C. Then clicking on a tile to launch the dialog box with details

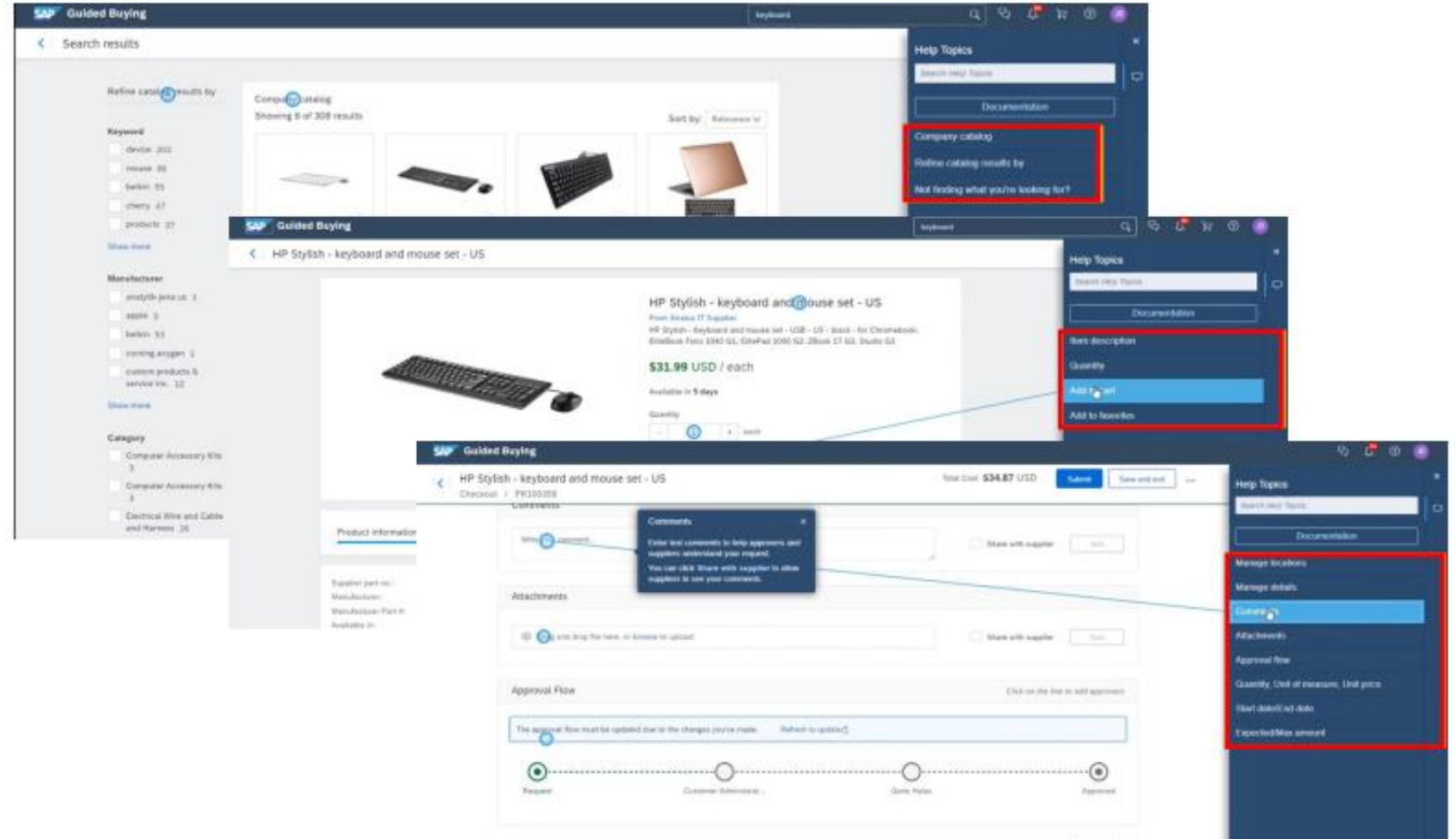


Feature at a Glance

Introducing: Availability of Web assistant help in guided buying

Context-specific guidance

- As users move from page to page, the guidance changes to reflect relevant information to that page



Feature at a Glance

Introducing: Availability of Web assistant help in guided buying

Admin Settings

- A. Web assistant must be enabled in the guided buying parameters in order to show standard content, by clicking Manage Parameters on the Admin page
- B. Click Change value
- C. For standard content, set PARAM_ENABLE_WEB_ASSISTANT to standard
- D. For custom content, set PARAM_ENABLE_WEB_ASSISTANT to the custom configuration file URL value from SAP Enable Now, which is part of the SAP Enable Now license required to create custom content. For more information about creating custom content, see [Enable custom content](#)

The screenshot shows the SAP Guided Buying Admin interface. At the top, there is a header with the SAP logo and 'Guided Buying' text. Below the header, there is a navigation bar with a back arrow and the word 'Admin'. The main content area is titled 'Parameters' and contains a table of parameter settings. The table has columns for 'Name', 'Description', and 'Value'. The parameter 'PARAM_ENABLE_WEB_ASSISTANT' is highlighted in the table. A red box labeled 'A' is around the table. A red box labeled 'B' is around the 'Change value' button for this parameter. Two red boxes labeled 'C' and 'D' are around the 'Change parameter value' dialog boxes. Box 'C' shows the 'standard' value being entered in the 'Value' field. Box 'D' shows the 'configuration file URL' value being entered in the 'Value' field.

Name	Description	Value	
PARAM_ENABLE_CONTRACT_SELECTION_RFQ	Contract selection and new supplier UI	false	Revert to default
PARAM_ENABLE_CUSTOM_CONTENT	Custom content	false	
PARAM_ENABLE_STANDARD_CONTENT	Standard content	true	
PARAM_ENABLE_SHIPPING		true	
PARAM_ENABLE_SHIPPING		true	
PARAM_ENABLE_SHIPPING		true	
PARAM_ENABLE_SHIPPING		false	
PARAM_ENABLE_CLICKSTREAM_ANALYTICS	Enable logging for the Search3.0/catalog integration	false	Change value
PARAM_ENABLE_SUPPLIER_DIVERSITY_NON_CATALOG_FLOW	Enable to identify if in supplier diversity program	true	Revert to default
PARAM_ENABLE_WEB_ASSISTANT	Displays Enable Now Web Assistant . Set to "false" to disable this feature or "standard" to display standard content, or enter a URL to display custom content from Enable Now.	false	Change value

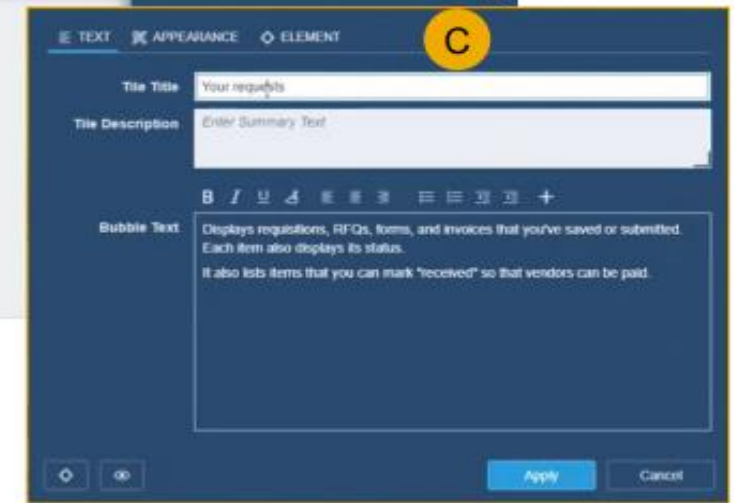
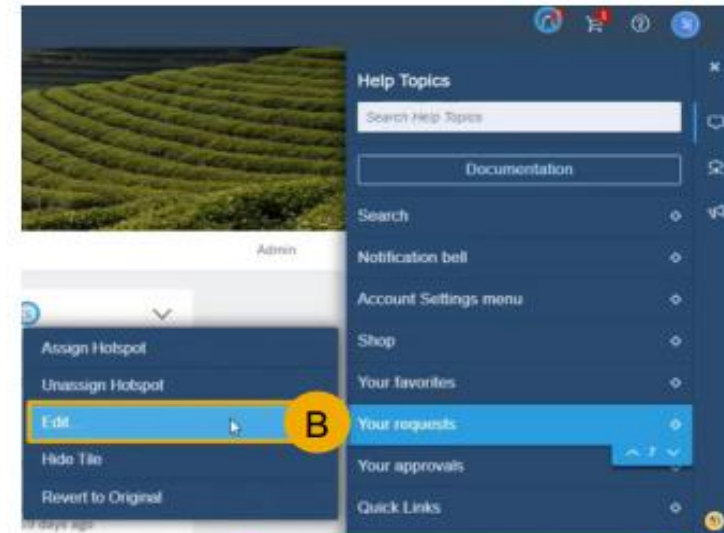
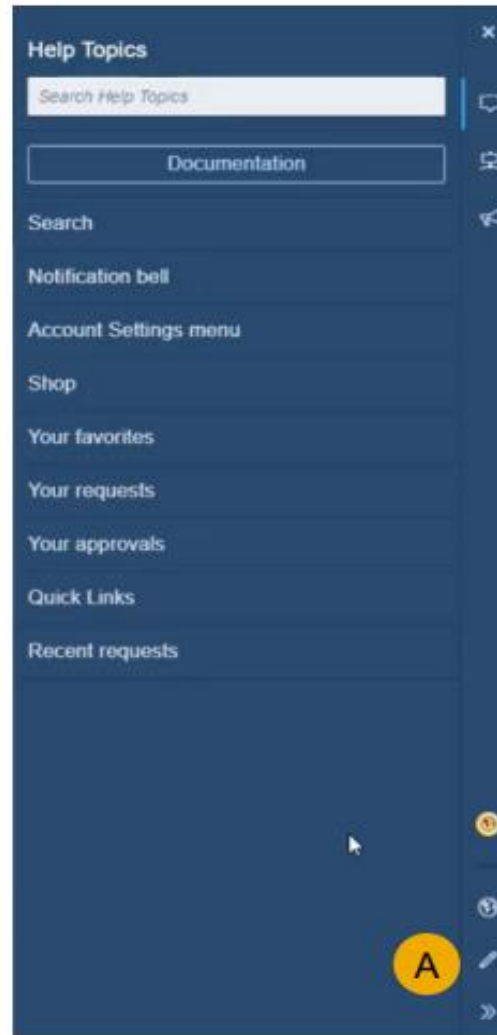
Feature at a Glance

Introducing: Availability of Web assistant help in guided buying

Customizing content

To make changes to the standard content with an SAP Enable Now license, organizations may modify existing guidance or add their own information and documentation.

- Click on the pencil icon at the bottom of the help panel to begin the editing process
- Select the tile you wish to modify and select Edit
- A dialog box appears where you can modify the Tile Title, Tile Description, and Bubble Text, as well as modify the appearance of the guidance. Make changes and hit apply



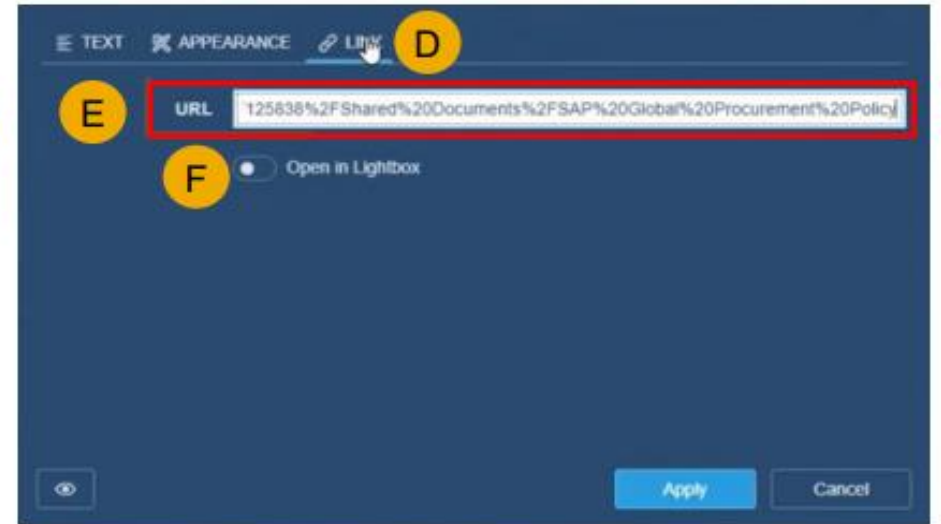
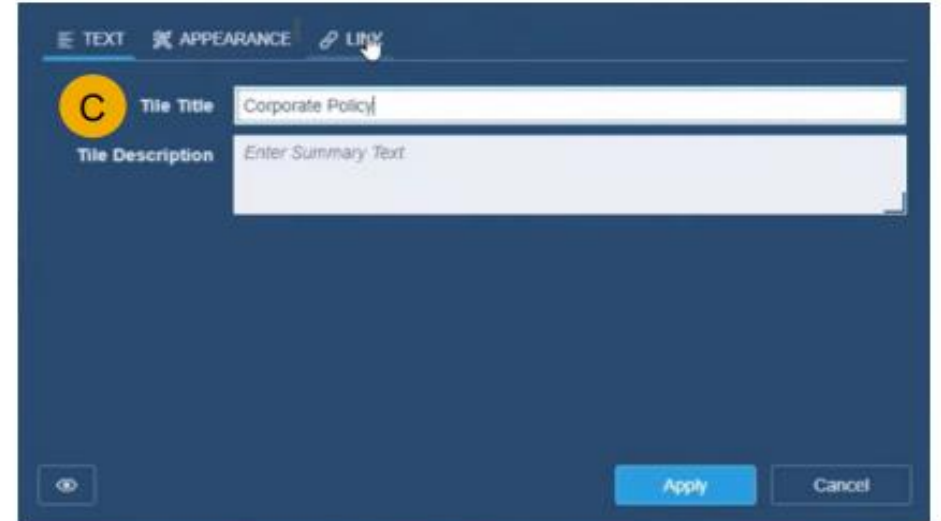
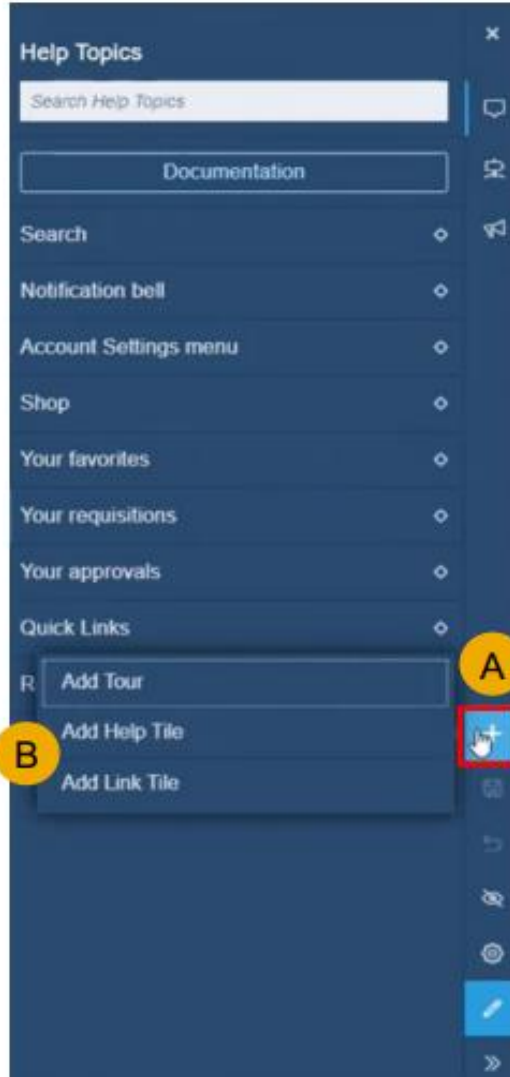
Feature at a Glance

Introducing: Availability of Web assistant help in guided buying

Customizing content

To make changes to the standard content with an SAP Enable Now license, organizations may modify existing guidance or add their own information and documentation.

- A. To add a new tile or guided tour to the help panel, click the + icon
- B. Select Add Tour, Add Help Tile, or Add Link Tile
- C. Using Add Tile as the example, enter Tile Title and Tile Description in the dialog box that appears
- D. Click on the Link tab
- E. Enter the URL of the document or video you would like displayed to users when they click on the tile
- F. Toggle Open in Lightbox if you would like it to open inside the application vs. opening in a browser window



Feature at a Glance

Introducing: Availability of Web assistant help in guided buying

Private Community

- In order to avoid multiple paths to in-application guidance, we recommend that customers using a private community turn it off if enabling Web assistant in guided buying.
- This can be done in the Admin section by updating ENABLE_COMMUNITY_PANE to false

Parameter Name	Description	Value	Action
PARAM_ENABLE_VENDOR_PRODUCT_LISH	Enable suggestion for the search/catalog/gb integration	false	Change value
PARAM_ENABLE_SUPPLIER_DIVERSITY_NON_CATALOG_FLOW	Enable to identify if in supplier diversity program	true	Revert to default
PARAM_ENABLE_WEB_ASSISTANT	Displays Enable Now Web Assistant. Set to "false" to disable this feature or "standard" to display standard content, or enter a URL to display custom content from Enable Now.	https://webassistant-framework.enable-now.cloud.sap/wa_cfg/ariba_guided_buying_int_con_prod/WebAssistant.js	Revert to default
DISABLE_SM_ORG_FILTERING	Disable PU/POrg supplier filtering	false	Change value
ENABLE_TREE_MENU_CHOOSER	enable treemenu chooser	true	Revert to default
ENABLE_PU_FILTERING_FROM_GB	Enable PU Filtering from GB	false	Change value
DISABLE_AUTO_APPROVAL_FLOW_GENERATION	DISABLE_AUTO_APPROVAL_FLOW_GENERATION	true	Revert to default
ENABLE_ON_BEHALF_OF_CRITERIA	Enable on behalf of criteria	user, plant, pu, companyCode	Revert to default
ENABLE_SHOW_APPROVER_GROUP_MEMBERS	ENABLE_SHOW_APPROVER_GROUP_MEMBERS	false	Revert to default
ENABLE_COMMUNITY_PANE	Enable communities panel	false	Revert to default
ENABLE_COMMON_SUPPLIER_ADDRESSES	Use common supplier addresses instead of Partitioned Supplier Address	false	Revert to default
PARAM_ENABLE_CUSTOM_ATTRIBUTES	Enable Form Custom Attributes	true	Revert to default

Q&A

Thank You

Sandesh Karkera,
Sandesh.Karkera@sap.com