

SAP Ariba 

# Forecast Data Supplier Training Guide

INTERNAL

**Baker Hughes** 

THE BEST RUN 

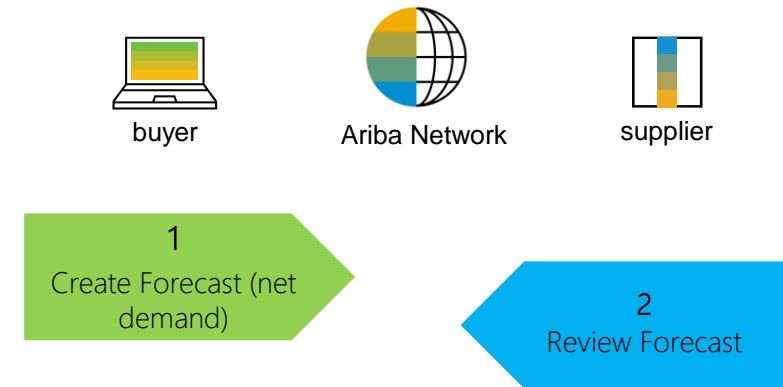
# Introduction

- The forecast collaboration feature enables Buyers to share their forecast with their suppliers.
- Baker Hughes suppliers are not required to make commits at this time as the forecast data shared is informational only.
- The forecast data indicated is **not a commitment to buy** and is informational only.
- The forecast data feature provides the following to suppliers:
  - A simple table view of buyer forecast demand.
  - Daily, weekly, monthly, and yearly time-bucket views of forecast demand.

# Forecast Collaboration Workflow Diagram

## Option 1: Forecast Without Commitment

1. The buyer extracts net demand data after material requirements planning or forecast planning, and transmits this data to Ariba Network.
2. The supplier logs on to Ariba Network to view forecast demand data or download the forecast demand data to an Excel file.



The forecast data indicated is **not a commitment to buy** and is informational only.

# Overall Considerations

Before proceeding with Portal user interaction consider reviewing the below checkpoints:

Example:

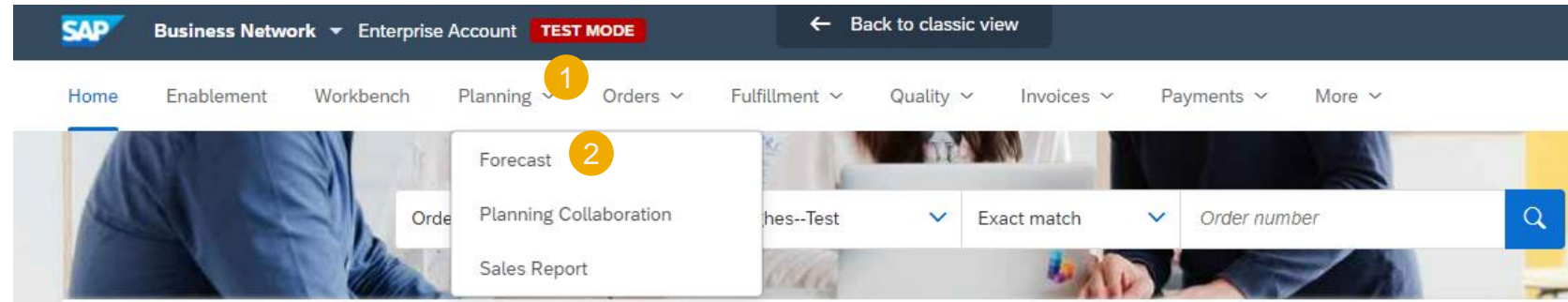
- The # of weeks being forecasted will vary by Plant and Material combinations
- Forecasts can be filtered based on Baker Hughes locations
- The dates the forecast will be sent will be determined by the Baker Hughes Supplier Account Manager or Procurement Manager

The forecast data indicated is **not a commitment to buy** and is informational only.

# View Forecast Data

## Search and Identify Forecast

1. Click the **Planning**.
2. From the dropdown list select **Forecast**.
3. Search filters allow to identify specific forecast. Enter search criteria into any of the filter fields as desired.
4. Click **Search**.



The screenshot shows the 'Forecast' search filters form. The form is titled 'Forecast' and has a 'Search filters' section. The filters are organized into two columns. The left column includes: 'Customer' (BP SCC Buyer - TEST), 'Customer part no.', 'Supplier part no.', 'Customer location', 'Planner code', and 'Part category'. The right column includes: 'Line of business', 'Product family', 'Product subfamily', 'Program code', 'Part type', and 'Part status' (Active/Inactive). The 'Active' radio button is selected. At the bottom right, there are 'Search' and 'Reset' buttons.



**The forecast data indicated is not a commitment to buy and is informational only.**


# View Forecast Data

## Forecast Overview

1. Review the search results.
2. You can configure the view by clicking the configure button.
3. To view forecast details, click the icon on the right-hand side of you screen.

1

Customer	Customer part no.	Supplier part no.	Customer location	Lead time	Part status	Last customer update	Last supplier update	Stock on hand	Quantity	Unit	
BP SCC Buyer - TEST	2918		8540 (Czech Rep BP 1)	0	Active	8 Oct 2018 3:19:24 AM	4 Oct 2019 2:24:40 AM	36	EA		
BP SCC Buyer - TEST	2919	SUP_2919	8540 (Czech Rep BP 1)	5	Active	26 Sep 2019 1:47:43 AM	7 Aug 2019 6:43:19 AM	36	EA		

« Page 1 » 

- ✓ Supplier part no.
- ✓ Customer location
- ✓ Lead time
- ✓ Part status
- ✓ Last customer update
- ✓ Last supplier update

**The forecast data indicated is not a commitment to buy and is informational only.**

# View Forecast Data

## Forecast Overview

1. Review the search results.
2. You can configure the view by clicking the configure button.
3. To view forecast details, click the magnified glass icon on the right-hand side of you screen.

The screenshot shows the SAP Forecast Overview interface. At the top right, there is a navigation bar with a left arrow, the text 'Page 1', a dropdown arrow, a right arrow, and a configure icon (a grid with a gear) highlighted with a yellow box and a '2' in a yellow circle. Below this is a table with columns: Customer, Customer part no., Supplier part no. ↑, Customer location, Lead time, Part status, Last customer update, Last supplier update, Stock (sub-headers: Stock on hand, Unit), and Quantity. The first two rows of data are for 'Baker Hughes--Test' with part numbers 00000000010192709 and 00000000010282145. The 'Quantity' column for both rows shows '0'. The 'Unit' column shows 'EA'. A magnified glass icon is highlighted with a yellow box and a '3' in a yellow circle in the rightmost column of the first row. At the bottom right of the table, there is another navigation bar with a left arrow, the text 'Page 1', a dropdown arrow, and a right arrow. A yellow circle with the number '1' is placed above the first column of the table.

Customer	Customer part no.	Supplier part no. ↑	Customer location	Lead time	Part status	Last customer update	Last supplier update	Stock		Quantity	Unit	Magnified Glass
								Stock on hand	Unit			
Baker Hughes--Test	00000000010192709		0575 (BH, HTC Rankin Road)	322	Active	3 Jun 2021 7:12:38 AM		0	EA	0	EA	🔍
Baker Hughes--Test	00000000010282145		0575 (BH, HTC Rankin Road)	322	Active	2 Jun 2021 7:17:05 AM	26 May 2021 2:04:49 PM	0	EA	0	EA	🔍

**The forecast data indicated is not a commitment to buy and is informational only.**

# View Forecast Data

## Forecast Data

- Supplier can view forecast details:
  - current stock on hand
  - part details shared by the customer
  - forecasted quantities
- Supplier can set the **View by** criteria and **Starting date** as desired.
- Color coding eases the processing of data in the portal.

1 Forecast details

BP SCC Buyer - TEST Part no. 2918 Customer Location Czech Rep BP 1

2 View by Daily Starting from 11/21/2019

▶ Chart

Stock on hand: 36 (EA) Part details

Key figures	21 Nov 2019	22 Nov 2019	23 Nov 2019	24 Nov 2019	25 Nov 2019
Order forecast			3		9
Cumulative forecast	0	0	3	3	12
Forecast commit			0		
Cumulative forecast commit	0	0	0	0	0
Cumulative commit vs cumulative forecast	0	0	-3	-3	-12
Previous forecast			3		6
Cumulative previous forecast	0	0	3	3	9
Cumulative forecast vs Cumulative previous forecast	0	0	0	0	3
Forecast deviation	0	0	-3	0	-9
Forecast change	0	0	0	0	3
Previous forecast commit			3		
Upside forecast					
Firmed orders					
Priority					
Order received					
Goods received					
Total shipment					

3 Refresh data Copy forecast to commit

■ On track 
 ■ Above maximum 
 ■ Below minimum 
 ■ Out of stock 
 ■ Lead time

The forecast data indicated is **not a commitment to buy** and is informational only.



# View Forecast Data

## Forecast Data

1. Set the **View by** criteria and **Starting date** as desired (optional)
2. View forecast details: current stock on hand
3. Click on **Part Details**
4. **View** forecasted quantities

Please note, the forecast data provided is **informational only**.

No action is required.

Customer: Baker Hughes--Test  
 Customer part no.: 00000000010192709  
 Supplier part no.:  
 Product family:  
 Product type:  
 Description: MASTER/MEM II 150C,OTK  
 Stock on hand: 0  
 Customer planner: 0575 (DS PCBA)  
 Phone:  
 Email:  
 Customer location: 0575 (BH, HTC Rankin Road)  
 Goods receiving time:  
 Lead time: 322 days  
 Customer last update: 3 Jun 2021 7:12:38 AM  
 Unit price:  
 Last commit time bucket: Daily

Key figures	14 Jun 2021	15 Jun 2021	16 Jun 2021	17 Jun 2021	18 Jun 2021	19 Jun 2021	20 Jun 2021	21 Jun 2021	22 Jun 2021	23 Jun 2021
Order forecast	100									
Cumulative forecast	100	100	100	100	100	100	100	100	100	100
Forecast commit										
Cumulative forecast commit	0	0	0	0	0	0	0	0	0	0
Cumulative commit vs cumulative forecast	-100	-100	-100	-100	-100	-100	-100	-100	-100	-100
Previous forecast										
Cumulative previous forecast	0	0	0	0	0	0	0	0	0	0
Cumulative forecast vs Cumulative previous forecast	100	100	100	100	100	100	100	100	100	100
Forecast deviation	-100	0	0	0	0	0	0	0	0	0
Forecast change	100	0	0	0	0	0	0	0	0	0
Previous forecast commit										
Upside forecast										
Firmed orders	50		0							
Priority										
Order received										
Total shipment										

**The forecast data indicated is not a commitment to buy and is informational only.**

**Support**

# Types of Support Available

Type of Support(Specify	Description
<b>Supplier Information Portal</b> (Location of Training Guide/s and Video/s)	<a href="https://support.ariba.com/item/view/191407">https://support.ariba.com/item/view/191407</a>

## Help Centre

Enter from your Supplier account:

1. Learning Center
  - Training documentation
  - User Community
2. Support Center
  - Get help by email (Choose from the drop down list of problem type – Supply Chain Collaboration)
  - Get help by live chat
  - Request a phone call
  - Attend a live webinar