



SAP Ariba 

Axalta

Standard Account Supplier Training

(Training untuk Standard Account Supplier)

PUBLIC



THE BEST RUN 

Axalta

Initiative Overview



Apa yang berubah?

Mulai 3 May 2021, Proses - proses dibawah ini akan di terapkan menggunakan Ariba Network untuk semua supplier di Axalta Indonesia.

Proses yang melalui Ariba network :

- *PO akan di kirimkan secara electronic (email) dan otomatis melalui Ariba Network.*
- Konfirmasi PO
- Perjanjian Pengiriman /pengadaan (Schedule Agreement)
- Informasi pengiriman barang
 - Material Langsung /Direct - ASN Mandatory
 - Material production support/ indirect - ASN Preferred

Proses tidak melalui Ariba

- **Invoices***
- ***SAP Ariba/Axalta is currently working towards GST compliance for e-invoice submission for supplier supporting Axalta India locations. E-invoicing is currently not planned for Suppliers supporting Axalta Indonesia locations**

INVOICE

Persyaratan Umum Invoice

Untuk memastikan invoice anda di bayarkan tepat waktu , maka tiap invoice harus memenuhi syarat syarat sebagai berikut:

- Data perusahaan harus sesuai dengan nomer NPWP yang terdaftar
- Mencantumkan Nomer PO atau Nomer Schedule Agreement
- Line items di Invoice harus sesuai dengan Purchase Order/Delivery Schedule
- Nomer dan tanggal Invoice harus tercantum dalam invoice
- Pada Invoice tercantum Deskripsi atau kode barang, harga dan Jumlah .

Persyaratan tambahan Invoice

- Invoice original (hardcopy) dikirim ke alamat “Invoice Address / Bill To” yang tertera pada Purchase order.
- Semua invoice diatas IDR 5 Juta rupiah harus melampirkan Materai diatas tandatangan dan stample /Cap (bila ada).
- Mohon tidak memberikan Invoice melalui Fax atau email, invoice tidak akan di proses dan bisa mengakibatkan keterlambatan pembayaran.

Kontak email dibawah ini jika ada pertanyaan :

AribaEnablement@axalta.com

Indonesia Local POC	Role	Location	Email Address
Nurni Wulandari	S&L Leader	Bekasi, Indonesia	nurni.wulandari@axalta.com
Taryono Taryono	Buyer	Bekasi, Indonesia	Taryono.Taryono@axalta.com

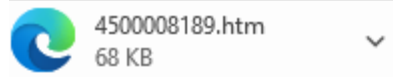
Step One: Menerima Email order dari Axalta

Tekan tombol **Process Order** pada notifikasi email tersebut(interactive email)

Retention Policy Axalta 1 Year Delete (1 year)

Expires 3/19/2022

i Business Internal - Information that is directly related to Axalta's product line and if obtained by a competitor, would harm Axalta's competitive advantage. Examples include internal Axalta email and correspondence with external vendors.



Axalta Coating Systems, LLC - TEST sent a new order

If more than one email address is associated with your organization for PO delivery, then the copy of this purchase order would be sent to them as well.
Your customer sent you this order through Ariba Network.

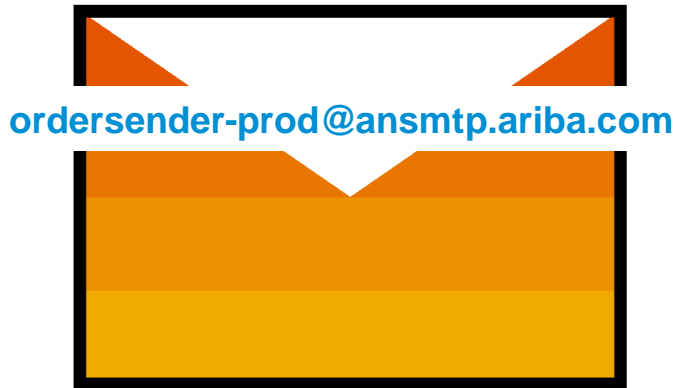


Process order

This purchase order was delivered by Ariba Network. For more information about Ariba and Ariba Network, visit <https://www.ariba.com>.

Registrasi Standard Account

Step 1: Anda akan menerima **PO PERTAMA** dari Axalta via e mail




**Menerima PO melalui
interactive Email**

Step 2: tekan ON pada tombol process order



Tekan tombol "Process Order"

Step 3: Registrasi account, Pastikan User name dan Password terjaga aman.



Sign Up Or Login

Ketika anda melakukan register dan memproses PO pertama artinya anda tidak perlu regristasi lagi.

Dari email yang anda terima , anda akan menekan tombol proses PO dan Log in ke akun Ariba Standar menggunakan User name dan Password.

Konfigurasi Akun, Menyetujui Persyaratan Pengguna dan Registrasi. (Anda tidak dapat melakukan pendaftaran sebelum menerima PO pertama atau setelah tanggal 3 May 2021)

1 Review your Company information

Company information

* Indicates a required field

Company Name: *

Country: * If your company has more than one office, enter the main office address. You can enter more addresses such as your shipping address, billing address or other addresses later in your company profile.

Address: *

City: *

Postal Code: *

State:

2 Enter your User account information

User account information

Name: *

Email: *

Use my email as my username

Username: *

Password: *

Language:

Email:

3 Accept Terms of Use and click on Register

I have read and agree to the [Terms of Use](#) and the [Ariba Privacy Statement](#)

Register

Next step

Please note that after your Standard Account is registered, future POs will be sent to your designated user account email

Membuat Konfirmasi Order

Lihat Purchase order

The screenshot displays the SAP Ariba Network interface. At the top, the header includes the SAP logo, 'Ariba Network', 'Standard Account', an 'Upgrade' button, and a 'TEST MODE' indicator. Navigation tabs include 'Home', 'Inbox', 'Outbox', 'Catalogs', and 'Reports'. On the right, there are 'Documents' and 'Create' options, along with a help icon and a user profile icon labeled 'FC'. Below the navigation, there are 'Trends' and 'Refresh' icons. The main content area is titled 'Orders, Invoices and Payments' and includes filters for 'All Customers' and 'Last 14 days'. A summary bar shows: 0 New Purchase Orders, 1 Orders to Confirm (highlighted), 1 Orders that Need Attention, and 0 Pinned Documents. A right-hand sidebar contains a mobile app promotion and a 'Tasks' section with a progress bar for 'Update Profile Information' at 15%. The main table lists purchase orders with columns: Order Number, Customer, Status, Amount, Date, Amount Invoiced, and Action. One order is highlighted with a red box.

Order Number	Customer	Status	Amount	Date ↓	Amount Invoiced	Action
4500008141	Axalta Coating Systems, LLC - TEST	Changed	995,294.95 INR	16 Mar 2021	0.00 INR	Select

© 2019 SAP SE or an SAP affiliate company. All rights reserved. [SAP Ariba Privacy Statement](#) [Security Disclosure](#) [Terms of Use](#)

Membuat Konfirmasi Order

1 Confirm Entire Order

2 Review Order Confirmation

▼ Order Confirmation Header * Indicates required field


Confirmation #:


Associated Purchase Order #: 4500008189

Customer: Axalta Coating Systems, LLC - TEST

Supplier Reference:

Shipping and Tax Information

Est. Shipping Date:  Est. Shipping Cost:

Est. Delivery* Date:  Est. Tax Cost:

Comments:

Tambahkan semua konfirmasi yang di perlukan lalu tekan tombol “next”

Membuat Konfirmasi Order

SAP Ariba Network Standard Account Upgrade TEST MODE

Confirming PO

1 Confirm Entire Order

2 Review Order Confirmation

Confirmation Update

Confirmation #: 12345
Supplier Reference: 45678
Comments: We will ship asap
Attachments:

Line Items

Line #	Part # / Description	Qty (Unit)	Need By	Unit Price	Subtotal	Tax
1	Not Available Motor Assembly	1 (EA) ⓘ	26 Mar 2021	72,423.80 INR	72,423.80 INR	0.00 INR

Current Order Status:
1 Confirmed With New Date (Estimated Shipment Date: 20 Mar 2021; Estimated Delivery Date: 24 Mar 2021)

Previous Submit Exit

Previous Submit Exit

© 2019 SAP SE or an SAP affiliate company. All rights reserved. SAP Ariba Privacy Statement Security Disclosure Terms of Use

Lihat dan pastikan benar konfirmasi order yang anda buat lalu tekan tombol “submit”

Membuat Informasi Pengiriman

SAP Ariba Network Standard Account Upgrade TEST MODE

Create Ship Notice Save Exit Next

* Indicates required field

SHIP FROM	DELIVER TO
TOTAL OIL INDIA PVT LTD-TEST Update Address	IN SAVLI MFG 8715 Update Address
MUMBAI IN-MH India	GUJARAT 24 India

▼ Ship Notice Header

SHIPPING	TRACKING
Packing Slip ID: + 12345	Carrier Name: FedEx
Requested Delivery Date: --	Tracking No.: + 123456789
Ship Notice Type: Actual	Tracking Date: 26 Mar 2021
Shipping Date: + 19 Mar 2021	Shipping Method: Air
Delivery Date: + 23 Mar 2021	Service Level:
Gross Volume: Unit:	
Gross Weight: Unit:	

Welcome to your SAP Standard
Documentation

Tambahkan informasi detail mengenai pengiriman order lalu tekan tombol “next”

Membuat Informasi Pengiriman

SAP Ariba Network Standard Account Upgrade TEST MODE

Create Ship Notice

Confirm and submit this document.

SHIP FROM

TOTAL OIL INDIA PVT LTD-TEST

3RD FLOOR, THE LEELA GALLERIA,
MUMBAI
IN-MH 400059
India

DELIVER TO

IN SAVLI MFG 8715

Axalta Coating Systems India Private Limited,
PLOT NO KV-1/2,GIDC SAVLI
GIDC SAVLI,VILLAGE ALINDRA,SAVLI,VADODARA
GST:24AAECD2713NIZQ
GUJARAT
24 391775
India

Ship Notice Header

SHIPPING	TRACKING
Packing Slip ID: 12345	Carrier Name: FedEx
Invoice No.: --	Tracking No.: 123456789
Requested Delivery Date: --	Tracking Date: 26 Mar 2021
Ship Notice Type: Actual	Shipping Method: Air
Actual Shipping Date: 19 Mar 2021	Service Level: --
Actual Delivery Date: 23 Mar 2021 12:00:00 PM	
Gross Volume: --	
Gross Weight: --	
DELIVERY AND TRANSPORT INFORMATION	
Delivery Terms: --	Shipping Payment Method: Account
Delivery Terms Description: --	Shipping Contract Number: --
Transport Terms Description: --	Shipping Instructions: --

Lihat dan pastikan benar informasi pengiriman yang anda buat lalu tekan tombol “submit”

Cara menolak Purchase Order

Dari Tombol panah di sebelah **“Create Order Confirmation”** Pilih **“Reject Order”** – Masukkan alasan dan Komentar lalu tekan tombol **Reject Order**. The Buyer will have the requester cancel the PO and resubmit a new PO if applicable. Supplier tidak bisa merubah PO.

The screenshot displays the SAP Purchase Order (PO) interface for PO number 4500008189. The main interface includes buttons for 'Create Order Confirmation', 'Create Ship Notice', and 'Create Invoice'. A modal dialog box titled 'REJECT ENTIRE ORDER' is open, allowing the user to reject the order. The dialog contains the following fields and options:

- Order Confirmation Number:** 12345
- Confirmation #:** 12345
- Rejection Reason:** A dropdown menu currently set to 'Please Select'.
- Comments:** A text area for providing additional details.
- Buttons:** 'Reject Order' (highlighted in blue) and 'Cancel'.

The background interface shows the PO details for 'IN SAVLI MFG 8715', including the supplier's address, contact information, and payment terms (NET 60). The PO amount is 72,423.80 INR.

Cara mengunduh Purchase Order format PDF

Dari email tekan tombol “Process Order”

FW: [EXTERNAL]Axalta Coating Systems, LLC - TEST sent a new Purchase Order 4500010175



Felix E Cipriani

To Adine Miller

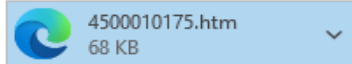
Reply Reply All Forward ...

Wed 4/7/2021 2:52 PM

Retention Policy Axalta 1 Year Delete (1 year)

Expires 4/7/2022

Business Internal - Information that is directly related to Axalta's product line and if obtained by a competitor, would harm Axalta's competitive advantage. Examples include internal Axalta email and correspondence with external vendors.



Axalta Coating Systems, LLC - TEST sent a new order

If more than one email address is associated with your organization for PO delivery, then the copy of this purchase order would be sent to them as well.

Your customer sent you this order through Ariba Network.



Process order

Cara mengunduh Purchase Order format PDF

Untuk tipe Akun Standar, pada kanan atas layar terdapat gambar Panah ke bawah dan logo Printer. Tekan tombol tersebut untuk mengunduh PO atau cetak PO .

Purchase Order: 4500010175

Done

Create Order Confirmation Create Ship Notice Create Invoice

Order Detail Order History

AXALTA

From:
IN SAVLI MFG 8715
Axalta Coating Systems India Private Limited,
PLOT NO KV-1/2,GIDC SAVLI
GIDC SAVLI,VILLAGE ALINDRA,SAVLI,VADODARA
GST:24AAECD2713NIZQ
GUJARAT
24 391775
India

To:
BHARAT TIN WORKS-TEST
Rajdeep Indl. Estate
Thane, Mumbai
Maharashtra 401202
India
Phone:
Fax: 0250-2481308
Email: felix.cipriani@axaltacs.com

Purchase Order (New)
4500010175
Amount: 5,000.00 INR
Version: 1

Payment Terms *i*
NET 30

Routing Status: Sent

Comments
Comment Type: Terms and Conditions
Body:Invoicing Instructions
To ensure proper and timely payment of your invoices each invoice must include all of the following information:
a. Both parties complete legal business name address GST and/or ... [View more >](#)

Other Information
Supplier VAT ID: 27AAAFB5167D1ZR
Company Code: 8715
Purchasing Unit Name: 8715

Ship All Items To Bill To Deliver To

Cara mengunduh Purchase Order format PDF

Anda dapat memilih untuk mengunduh atau menyimpan PDF PO sesuai kebutuhan anda.

Purchase Order: 4500010175

From: **IN SAVLI MFG 8715**
Axalta Coating Systems India Private Limited,
PLOT NO KV-1/2,GIDC SAVLI
GIDC SAVLI,VILLAGE ALINDRA,SAVLI,VADODARA
GST:24AAECD2713NIZQ
GUJARAT
24 391775
India

To: **BHARATI NETWORKS TEST**
Rajde
Thane
Maha
India
Phone:
Fax: C
Email:

Purchase Order (New)
10175
5,000.00 INR
1

Payment Terms: NET 30

Comments
Comment Type: Terms and Conditions
Body:Invoicing Instructions
To ensure proper and timely payment of your invoices each invoice must include all of the following information:
a. Both parties complete legal business name address GST and/or ... [View more](#)

Other Information
Supplier VAT ID: 27AAAFB5167D1ZR
Company Code: 8715
Purchasing Unit Name: 8715

Routing Status: Sent


4500010175.pdf
Open file

Cara mengunduh Purchase Order format PDF

Contoh PO yang sudah di unduh

Purchase Order: 4500010175

This purchase order was delivered by Ariba Network. For more information about Ariba and Ariba Network, visit <https://www.ariba.com>.

	From: IN SAVLI MFG 8715 Axalta Coating Systems India Private Limited, PLOT NO KV-1/2,GIDC SAVLI GIDC SAVLI,VILLAGE ALINDRA,SAVLI,VADODARA GST:24AAECD2713NIZQ GUJARAT 24 391775 India	To: BHARAT TIN WORKS-TEST Rajdeep Indl. Estate Thane, Mumbai Maharashtra 401202 India Phone: Fax: 0250-2481308 Email: felix.dpriani@axaltacs.com	Purchase Order (New) 4500010175 Amount: 5,000.00 INR Version: 1
---	--	--	---

Payment Terms
NET 30

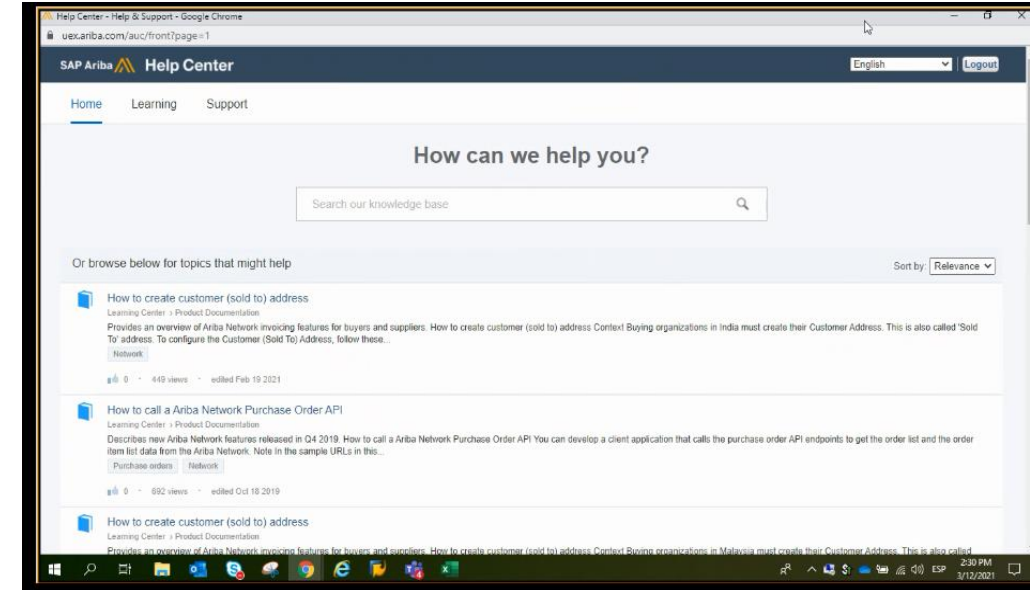
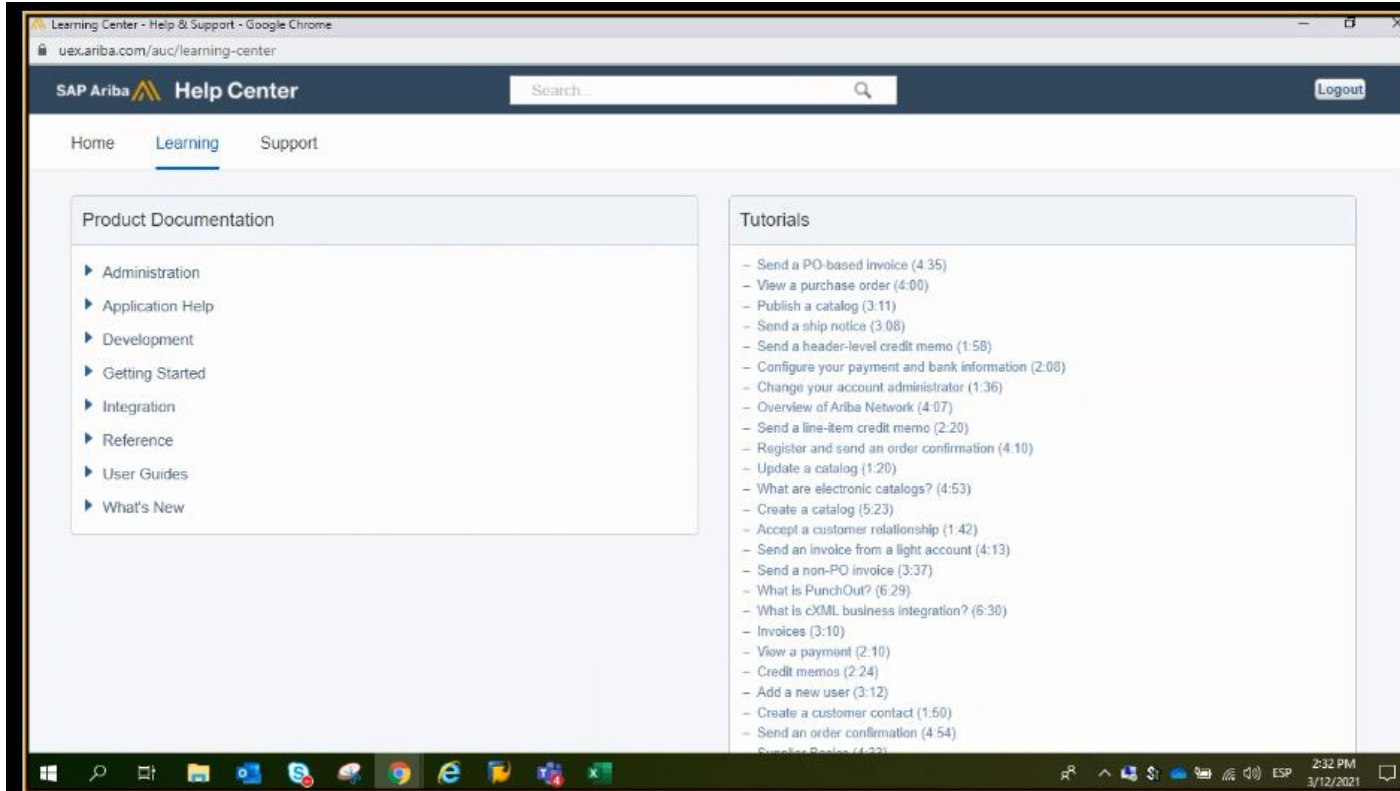
Comments
Comment Type: Terms and Conditions
Body/Invoicing Instructions
To ensure proper and timely payment of your invoices each invoice must include all of the following information:
a. Both parties complete legal business name address GST and/or VAT registration number
b. A single correct Purchase Order/Delivery Schedule number
c. Line items matching the Purchase Order/Delivery Schedule
d. Invoice number and date
e. Item description and/or Material Code price and quantity
f. Electronically submitted invoices must contain a Digital Signature Certificate (DSC) and should be Class 3 DSC from a Certifying Authority (CA) licensed by the Controller of Certifying Authorities (CCA) under the Information Technology Act 2000 (ITA-2000). Please note the DSC should be verified and no scanned image of the DSC are acceptable
g. Physically mailed invoices must contain a wet signature
Failure to comply with the above requirements may result in the rejection of invoice and payment delays.
For faster processing, please submit digitally signed invoices to AP.India@axalta.com. Invoices may be physically mailed to the Invoice Address / Bill To address displayed on the Purchase Order header text. Please do not fax invoices as they will not be processed and will result in payment delays.

This Purchase Order/Delivery Schedule and attachment(s), if any, are being transmitted electronically and executed by electronic signature in lieu of a hard copy Purchase Order/Delivery Schedule and is the only document that the Supplier will receive and are subject to the (a) exclusive application of the General Terms and Conditions for the Purchase of Goods and Services (applicable is the version issued for the region, in which the ordering Axalta entity is located), and (b) the application of the Supplier Directives, listed below. If there is an existing agreement in place between Supplier and Axalta, this contract is issued in accordance with the terms and conditions previously established. Acceptance of this Purchase Order/ Delivery Schedule indicates acceptance of the Terms and Conditions and Supplier Directives as referenced herein. In the event of any inconsistency between the terms of the existing agreement in place between Supplier and Axalta and those of Axalta's standard terms and conditions, the agreement will take precedence.

Supplier Directives
The Supplier Directives applicable to this Purchase Order/Delivery Schedule can be found at https://www.axalta.com/corporate/en_US/sustainability/working-with-suppliers.html.

GENERAL TERMS AND CONDITIONS FOR THE PURCHASE OF GOODS AND SERVICES OF AXALTA COATING SYSTEMS LLC. AND ITS AFFILIATED COMPANIES

Pusat Bantuan Ariba



[The Ariba Network, standard account support page](#)

Tekan Tombol:

[Additional Trainings and Tutorials](#)

Cara meningkatkan tipe Akun Standar ke Tipe Akun Enterprise

Tekan tombol “ Upgrade”

The screenshot shows the SAP Ariba Network interface. At the top, the user is logged in as 'Standard Account' and an 'Upgrade' button is highlighted. A modal window titled 'Upgrade to realize the full value of Ariba Network' is open, comparing 'STANDARD ACCOUNT' (the user's current account) with 'ENTERPRISE ACCOUNT'. The modal lists various features under 'FULFILLMENT' and 'SELLING' categories, with checkmarks indicating which features are available in the current account and which are new in the Enterprise account. A 'Close' button is in the top right of the modal.

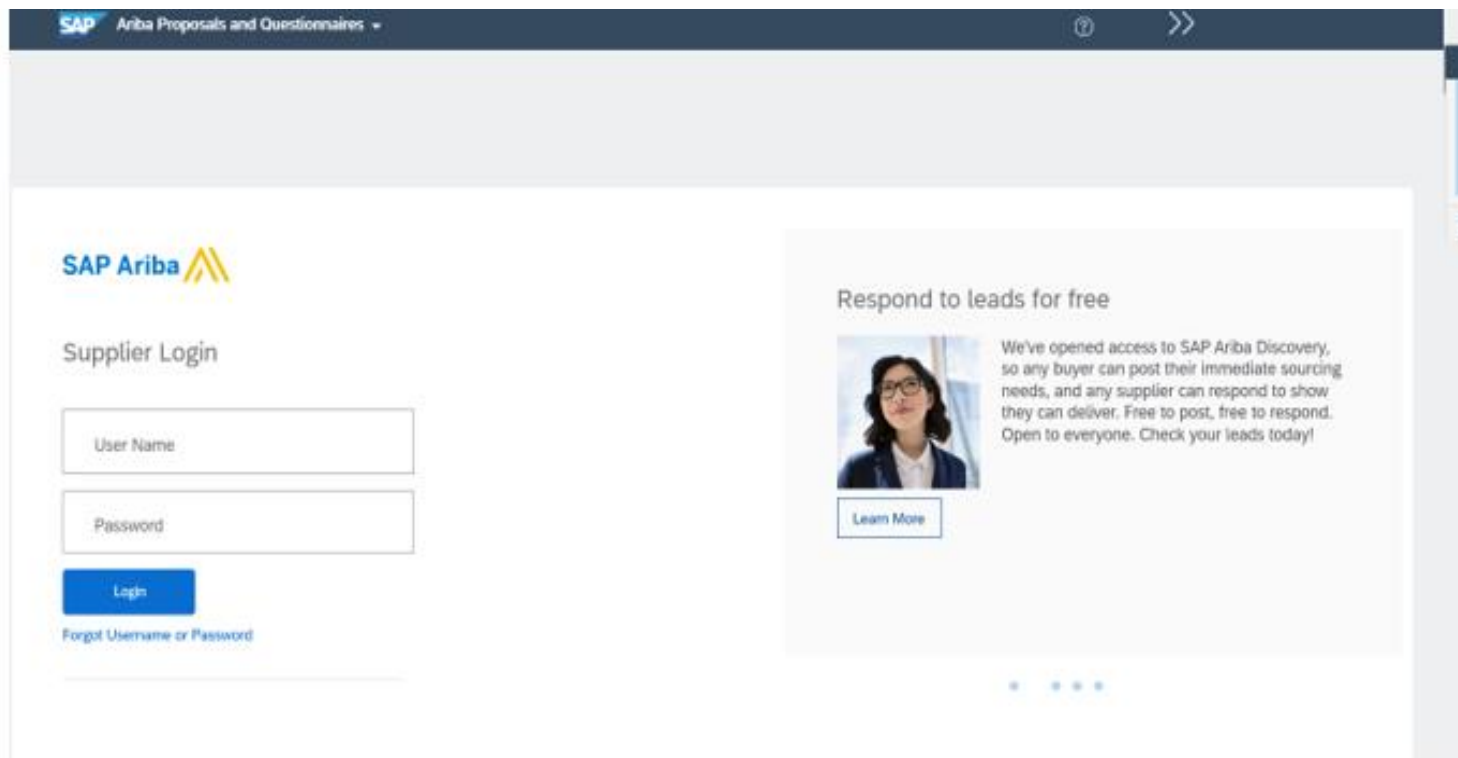
	STANDARD ACCOUNT Your current account	ENTERPRISE ACCOUNT
FULFILLMENT		
Orders and invoices	Respond to emailed orders using features that your customer requests, like order confirmations, ship notices and invoices Check invoice status and create non-PO invoices, if supported by your customer	Skip the emails. Get and manage orders and invoices all on Ariba Network. Use CSV uploads to manage large documents.
Catalogs		Publish catalogs that detail your products and services
Integration		Integrate with your backend systems through CXML, EDI or CSV
Legal Archive		Access to long-term invoice archiving (regional restrictions apply)
Reporting		Get reports to track transactions and sales activities
Support	Help Center	Help Center, phone, chat, and web form
Fees	Free	Based on usage
SELLING		
Ariba Discovery		Join our business matchmaking service to get high quality sales leads. Fees may apply
Sourcing, Contract Management		Attract potential customers with your profile and get invited to auctions and other events.

By the way, you can use these with any account.

[Learn more](#) about all the features of Ariba Network.

Bagaimana Cara Merubah/Memperbaharui Kontak Bisnis atau Bisnis detail

Login ke Standar Akun Ariba



SAP Ariba Proposals and Questionnaires

SAP Ariba

Supplier Login

User Name

Password

Login

[Forgot Username or Password](#)

Respond to leads for free

We've opened access to SAP Ariba Discovery, so any buyer can post their immediate sourcing needs, and any supplier can respond to show they can deliver. Free to post, free to respond. Open to everyone. Check your leads today!

[Learn More](#)

Cara Merubah/Memperbaharui Kontak Bisnis atau Bisnis detail

Tekan tombol “Supplier registration”

The screenshot shows the SAP Ariba Spend Management interface. The top navigation bar includes the SAP logo, 'Ariba Proposals and Questionnaires', 'Standard Account', 'Upgrade', and 'TEST MODE'. The user is logged in as 'AS'. The main content area is titled 'AXALTA - TEST' and contains several sections:

- Events:** A table with columns 'Title', 'ID', 'End Time', 'Event Type', and 'Participated'. It shows 'No items'.
- Registration Questionnaires:** A table with columns 'Title', 'ID', 'End Time', and 'Status'. It shows one item: 'Supplier registration questionnaire' with ID 'Doc179004803', end time '4/8/6104 3:27 AM', and status 'Registered'.
- Qualification Questionnaires:** A table with columns 'Title', 'ID', 'End Time', 'Commodity', 'Regions', and 'Status'. It shows 'No items'.
- Questionnaires:** A table with columns 'Title', 'ID', 'End Time', 'Commodity', 'Regions', and 'Status'. It shows 'No items'.
- Certificates:** A table with columns 'Certificate Info', 'Effective', 'Expiration', 'Attachment', 'Questionnaire', and 'Status'. It is currently empty.

Cara Merubah/Memperbaharui Kontak Bisnis atau Bisnis detail

Tekan tombol “Revise Response”

You have submitted a response for this event. Thank you for participating.

[Revise Response](#) ⓘ

All Content ⌵ ⌵

Name ↑	
▼ 1 Company Information	
1.1 Name as filed with government tax agency (Legal Name)	PT. BERUANG MAS MULTI KIMIA
1.2 Do you need additional fields to complete your company name?	No
1.5 DBA or "Trading As" Name	
▼ 2 Contact Information	
2.1 Contact First Name	APOORV
2.2 Contact Last Name	SHARMA
2.3 Contact Phone Number	022-23063821
2.4 Contact Email	apoorv.sharma@axaltacs.com

[Compose Message](#)

Cara Merubah/Memperbaharui Kontak Bisnis atau Bisnis detail

Perbaharui kolom yang di butuhkan, seperti Nama, kontak Info, alamat, Bank detail, metode pembayaran atau informasi lain yang diinginkan dan tekan tombol “submit entire response”

ime ↑	
1 Company Information	
1.1 Name as filed with government tax agency (Legal Name)	* PT. BERUANG MAS MULTI KIMIA
1.2 Do you need additional fields to complete your company name?	* No
1.5 DBA or "Trading As" Name	
2 Contact Information	
2.1 Contact First Name	* APOORV
2.2 Contact Last Name	* SHARMA
2.3 Contact Phone Number	* 022-23063821
(*) indicates a required field	
Submit Entire Response Reload Last Bid Save draft Compose Message Excel Import	

Cara Merubah/Memperbaharui Kontak Bisnis atau Bisnis detail

Catatan: Untuk menambah no rekening Bank, Jika belum ada metode pembayaran harus di rubah dari Cheque (cek).

All Content

Name ↑							
email the applicable regional Axalta Accounts Payable Team below based upon the region you are located in. In the email include your name, phone number, supplier name and SM Vendor ID (If known) and the Axalta Accounts Payable Team will call you within 72 business hours to verbally confirm the requested Tax ID correction or change. If the change is not related to a correction, the Axalta Accounts Payable Team will provide instructions and a URL for how to create a new Axalta Supplier Record. APAC – Email: APAC-AP-Validations@axalta.com NA – Email: NA-AP-Validations@axalta.com LATAM – Email: LATAM-AP-Validations@axalta.com EMEA – Email: EMEA-AP-Validations@axalta.com	Country: Indonesia (ID) ⓘ <table border="1"><thead><tr><th>Tax Name</th><th>TaxType</th><th>Tax Number</th></tr></thead><tbody><tr><td>Indonesia: NPWP Number</td><td>Organization</td><td>017247149035000</td></tr></tbody></table>	Tax Name	TaxType	Tax Number	Indonesia: NPWP Number	Organization	017247149035000
Tax Name	TaxType	Tax Number					
Indonesia: NPWP Number	Organization	017247149035000					
8.2 Please attach your company's completed tax Form.	* test.pdf Update file Delete file						
▼ 9 Payment Information							
9.1 Region	* APAC [select]						
9.5 Select your payment method	* (B) India/ Indonesia - Cheque ▼						

(*) indicates a required field

[Submit Entire Response](#) [Reload Last Bid](#) [Save draft](#) | [Compose Message](#) [Excel Import](#)

Cara Merubah/Memperbaharui Kontak Bisnis atau Bisnis detail

Untuk mengupdate Informasi mengenai Pajak , harap memperhatikan hal berikut :

8.1 Company Tax Information:

All Tax ID corrections or changes must be verbally confirmed with Axalta Accounts Payable Team before they will go into effect. Any Tax ID changes not related to corrections will require the creation of a new Axalta Supplier Record. Failure to proactively email the applicable regional Axalta Accounts Payable Team below to confirm Tax ID correction or change may result in payment delays. Please email the applicable regional Axalta Accounts Payable Team below based upon the region you are located in. In the email include your name, phone number, supplier name and SM Vendor ID (If known) and the Axalta Accounts Payable Team will call you within 72 business hours to verbally confirm the requested Tax ID correction or change. If the change is not related to a correction, the Axalta Accounts Payable Team will provide instructions and a URL for how to create a new Axalta Supplier Record.

APAC – Email: APAC-AP-Validations@axalta.com

NA – Email: NA-AP-Validations@axalta.com

LATAM – Email: LATAM-AP-Validations@axalta.com

EMEA – Email: EMEA-AP-Validations@axalta.com

8.1 Informasi Pajak Perusahaan

Semua koreksi ID pajak atau perubahannya harus di informasikan secara verbal ke tim Axalta AP sebelumnya. Setiap perubahan ID Pajak yang tidak berhubungan dengan koreksi (co: ID berubah) maka akan diminta untuk membuat data supplier yang baru. Jika tidak ada email konfirmasi dari Axalta atas persetujuan perubahan ID pajak tersebut maka efeknya adalah keterlambatan pembayaran. Jadi mohon untuk mengirimkan email ke AP team di lokasi terdekat anda (finance team Axalta indonesia) . Dalam email tersebut termasuk Nama anda,no telephon, Nama supplier dan SM vendor ID (jika ada mengetahui) dan Axalta AP team akan menghubungi anda dalam 72 jam kerja untuk secara verbal mengkonfirmasi permintaan perubahan ID Pajak anda. Jika perubahan tidak berhubungan dengan Koreksi, Axalta AP team akan memberikan instruksi dan Link cara membuat Supplier data yang baru.

APAC – Email : APAC-AP-Validations@axalta.com

NA-Email : NA-AP-Validations@axalta.com

LATAM-Email : LATAM-AP-Validations@axalta.com

EMEA-Email : EMEA-AP-Validations@axalta.com

Cara Merubah/Memperbaharui Kontak Bisnis atau Bisnis detail

Untuk mengupdate Informasi mengenai Informasi Bank harap memperhatikan hal berikut :

Banking Information #1 Delete Less.. -

For security purposes, all Bank Information changes must be verbally confirmed with Axalta Accounts Payable Team before any changes are permitted. Failure to proactively email the applicable regional Axalta Accounts Payable Team to request changes to Bank Information may result in payment delays. Please email the applicable regional Axalta Accounts Payable Team below based upon the region you are located in. In the email include your name, phone number, supplier name and SM Vendor ID (if known) and the Axalta Accounts Payable Team will call you within 72 business hours to verbally confirm the requested changes.

APAC – Email: APAC-AP-Validations@axalta.com
NA – Email: NA-AP-Validations@axalta.com
LATAM – Email: LATAM-AP-Validations@axalta.com
EMEA – Email: EMEA-AP-Validations@axalta.com

Informasi Perbankan #1

Untuk keamanan, semua perubahan informasi Bank harus di informasikan secara verbal ke pada team AP Axalta sebelum perubahan diizinkan. Kegagalan melakukan informasi melalui email kepada AP team bisa Mengakibatkan keterlambatan pembayaran. Jadi mohon untuk mengirimkan email ke AP team di lokasi terdekat anda (finance team Axalta indonesia) . Dalam email tersebut termasuk Nama anda,no telephon, Nama supplier dan SM vendor ID (jika ada mengetahui) dan Axalta AP team akan menghubungi anda dalam 72 jam kerja untuk secara verbal mengkonfirmasi permintaan perubahan anda

APAC – Email : APAC-AP-Validations@axalta.com

NA-Email : NA-AP-Validations@axalta.com

LATAM-Email : LATAM-AP-Validations@axalta.com

EMEA-Email : EMEA-AP-Validations@axalta.com

Support

[Contact Ariba for Support](#)

Contact Axalta for Support: AribaEnablement@axalta.com

SAP Ariba 



Axalta Coating Systems, LLC



Populate all required fields and click **Submit**. We will respond to your request by email or phone.

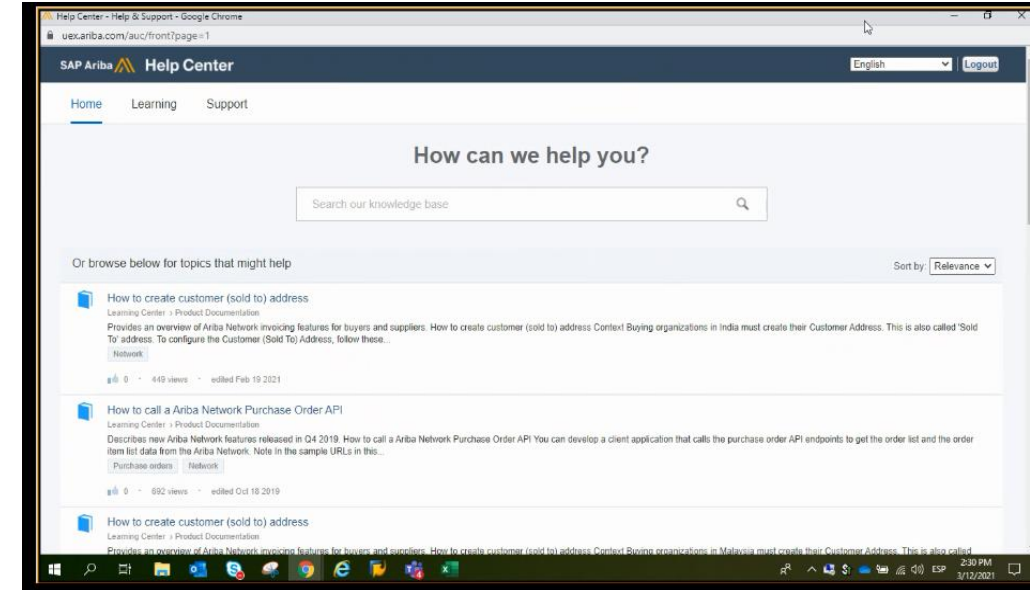
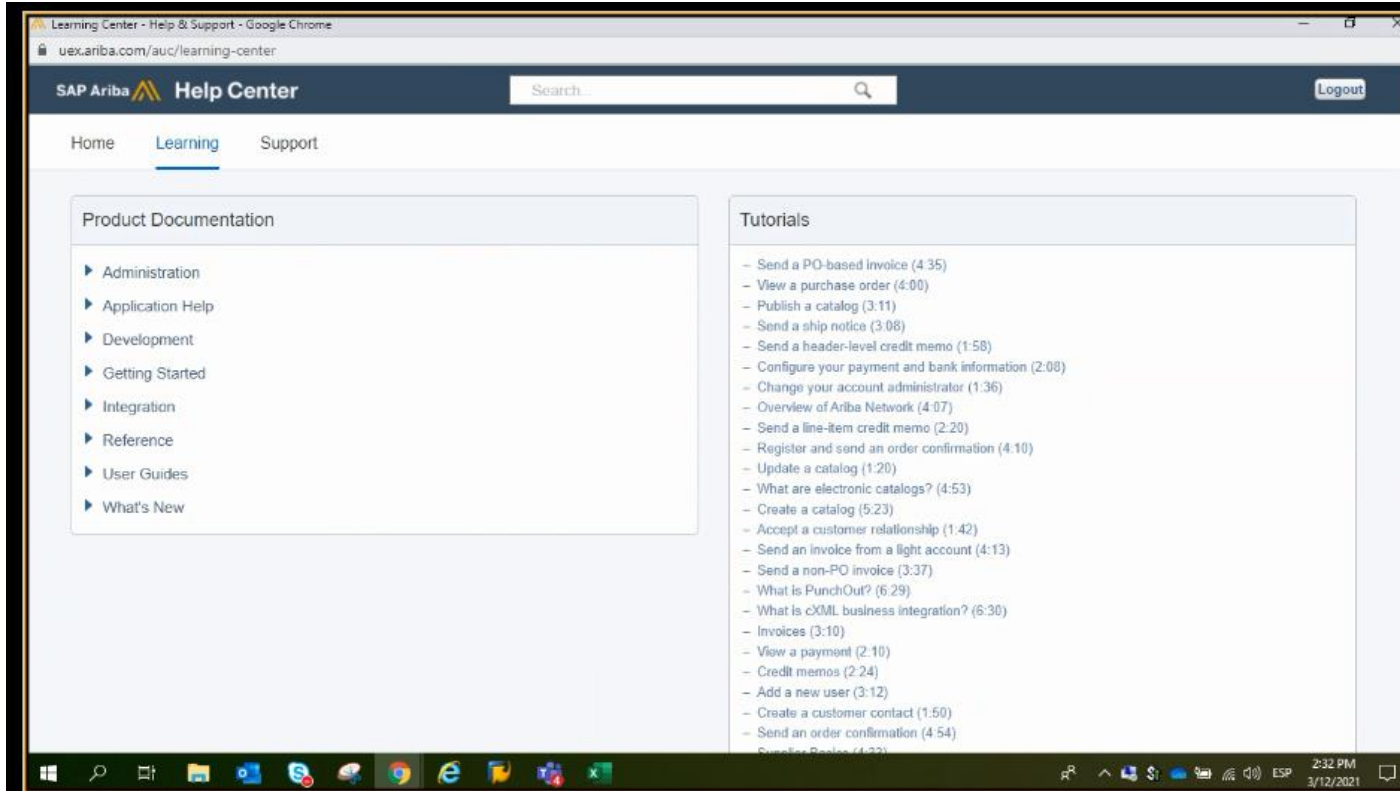
First Name: *	<input type="text"/>
Last Name: *	<input type="text"/>
Company: *	<input type="text"/>
Ariba Network ID:	<input type="text" value="ANID"/>
Preferred Contact Method: *	<input type="text" value="Any"/> 
Phone Number: *	<input type="text"/>
Email: *	<input type="text"/>
Requested Language: *	<input type="text" value="English"/> 
Question Category: *	<input type="text" value="(None)"/> 
What is your question?: *	<input type="text"/>

You expressly agree and understand that your data entered into this system will be transferred to Ariba, Inc. and the Ariba hosted computer systems (currently located primarily in the U.S.), in accordance with the [Ariba Privacy Statement](#) and applicable law.

Submit

Clear

Ariba Help Center



[The Ariba Network, standard account support page](#)

Click Below for:

[Additional Trainings and Tutorials](#)

Thank You!

Adine Miller, Axalta Global Supplier Enablement Consultant
Adine.Miller@contractors.axalta.com

