



Feature at a Glance


Contract Terms Management API

Keertan Rai and Prasad Karani, SAP Ariba
Target GA: Aug 2020

CONFIDENTIAL

Feature at a Glance

Introducing: Contract Terms Management API

Ease of implementation  Some complexity
Geographic relevance  Global

Customer challenge

Currently there is no interface to trigger a Contract Terms document other than through the SAP Ariba UI. This limited the use of APIs for Suite Integrated customers that want to trigger the creation/update/ retrieval of not only contracts workspaces but also contract terms documents to/ from external applications

Suite integration refer to integration between procurement or invoicing solutions from SAP Ariba Procurement solutions and SAP Ariba Strategic Sourcing solutions such as SAP Ariba Contracts.

Solution area

SAP Ariba Contracts
SAP Ariba Sourcing
SAP Ariba Strategic Sourcing Suite
SAP Ariba APIs
SAP Ariba Developer Portal

Meet that challenge with SAP Ariba

The Contract Terms Management API is a REST API that enables buyers using suite-integrated solutions to:

- Create Contract Terms document in a contract workspace in SAP Ariba and corresponding compliance contract requests in SAP Ariba Procurement solutions.
- Retrieve contract terms details and compliance contract details.

Implementation information

This feature is automatically on for all customers with the applicable solutions but requires customer configuration.

Experience key benefits

APIs provide a standardized interface to trigger a contract terms other than in Ariba UI.

APIs makes it easy to create contract terms and compliance contract from the customers frontend and execution applications that might at times be different from the SAP solutions.

The customer can model their process while taking out complexity to end user.

Prerequisites and Restrictions

This API can be used by Suite Integrated Customers.

Customers needs to complete the onboarding process on the SAP Ariba developer portal. Clients needs to ensure that the application conforms to expected OAuth authentication. Only applications approved by the SAP Ariba APIs administration can execute OAuth authentication.

Feature at a Glance

Introducing: **Contract Terms Management API**

Use cases

Use **Contract Terms Management API** along with Contract Compliance API and the Contract Workspace Modification API to develop a solution that creates and manages contracts in both SAP Ariba Procurement solutions and SAP Ariba Strategic Sourcing solutions such as SAP Ariba Contracts.

Allows users to create and get details of the contract terms in contract workspace and corresponding contract request/compliance contract Ids from the SAP Ariba Procurement solutions.

Customer needs to create contract terms and a compliance contract from the customers frontend and execution applications that might at times be different from the SAP solutions.

Prerequisite

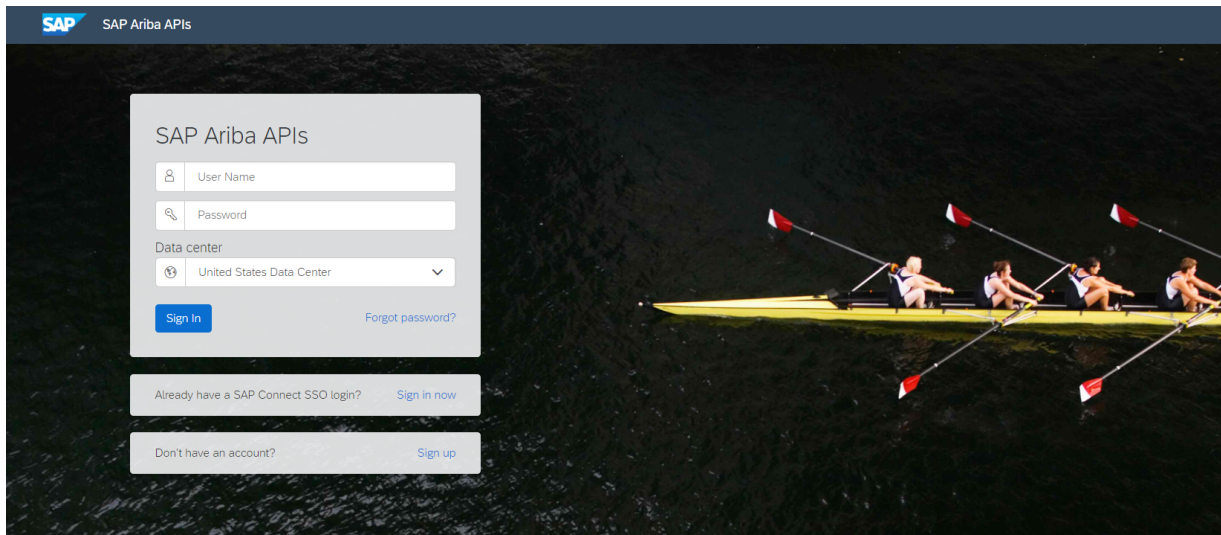
To give your application access to data on SAP Ariba Contracts, provide the following information to SAP Ariba customer support, who will map your application to your site:

- clientID: The OAuth client ID
- Tenant: The name of your SAP Ariba site (realm)

Feature at a Glance

Introducing: **Contract Terms Management API**

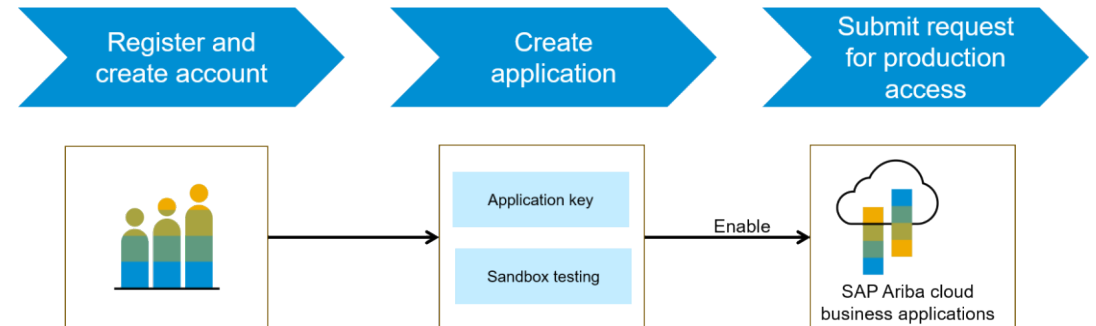
How to develop an application that consumes the APIs.



Build powerful domain specific applications to address your customer needs using a rich environment and user friendly tools offered by SAP Ariba.

Go to <https://developer.ariba.com/api/>

Check the **Learn** section to get detailed information on how to develop your application. The process to develop an application generally includes following steps:



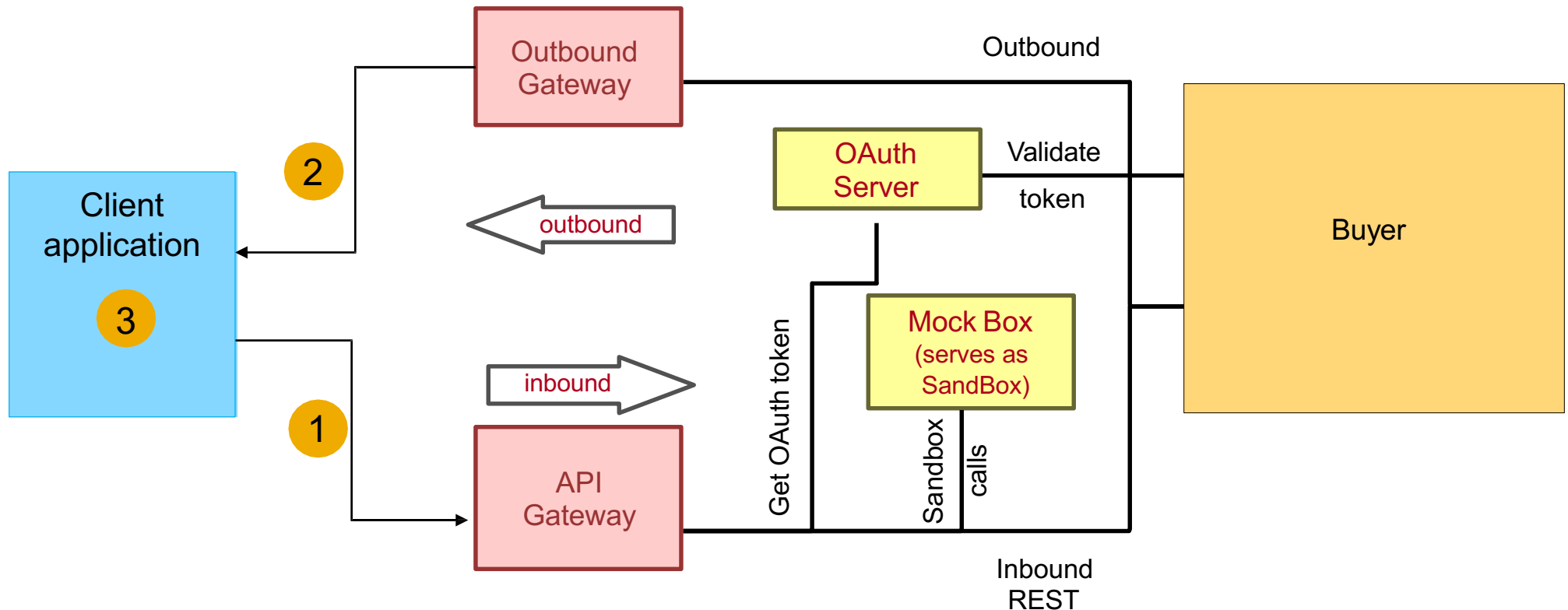
1. Once registered on the Developer portal, explore available APIs under SAP Ariba Contracts for a detailed description of the API
2. Create a new application and activate the application to get an application key
3. You'll need to request 'Production access' for your application by submitting a service request on <http://connect.ariba.com>. Upon approval an OAuth Client ID is generated for the application.
4. As a buyer administrator, add your OAuth Client ID to your profile

Feature at a Glance

Introducing: **Contract Terms Management API**

Workflow for Contract Terms Management API

1. The client application queries Ariba Contracts and Sourcing with a defined set of parameters.
2. In response to the query, the API returns a JSON data set that contains all matching records.
3. The receiving application processes the data.



Feature at a Glance

Introducing: **Contract Terms Management API**

Sample code

In the sample code below, replace `{{runtime_url}}` with the desired runtime URL from the Environment Details table on the SAP Ariba developer portal discovery page for this API.

1. The following is an example to create details including contract term ID, contract request ID and contract ID for the specified contract workspace ID

`POST {{runtime_url}}/contractWorkspaces/{contractId}/contractTerms`

Example

: `POST {{runtime_url}}/contractWorkspaces/CW1234/contractTerms?user=customersupportadmin&passwordAdapter=PasswordAdapter1&realm=s4All-8`

[Click here for Request file](#) and [Click here for Response file](#)

More swagger examples can be found under the Discover section in <https://developer.ariba.com/api/>

Feature at a Glance

Introducing: **Contract Terms Management API**

2. The following is an example to retrieve the details including contract term ID, contract request ID and contract ID for the specified contract workspace ID.

GET {{runtime_url}}/contractWorkspaces/{contractId}/contractTerms

Example : GET {{runtime_url}}/contractWorkspaces/CW1234/contractTerms?user=customersupportadmin&passwordAdapter=PasswordAdapter1&realm=s4All-8

[Click here for Response file](#)

More swagger examples can be found under the Discover section in <https://developer.ariba.com/api/>