



SAP Ariba 

# Feature at a Glance

## Purchase Orders Supplier API

Franz Uhr, SAP Ariba  
Target GA: August, 2020

CONFIDENTIAL

# Feature at a Glance

## Introducing: Purchase Orders Supplier API

Ease of implementation

Geographic relevance



Some complexity



Global

### Customer challenge

Currently the Purchase Orders Supplier API is available only for Buyers registered on the Ariba Network. So far, besides standard integration with backends, the suppliers have no other way to freely extract purchase order data from their own Ariba Network accounts via APIs.

### Meet that challenge with SAP Ariba

This feature makes the Purchase Orders Supplier API available to suppliers.

The Purchase Orders Supplier API allows suppliers to retrieve header and line-item details from the Ariba Network. This API supports the following document types:

- Purchase orders
- Scheduling agreements
- Scheduling agreement releases

### Experience key benefits

Extracting purchase order data from Ariba Network can be of value for suppliers when feeding this data into homegrown applications, analytics tools for reporting purposes, or other external processing needs.

APIs provide a more stable, standardized data access mechanism to extend existing applications, and build new, innovative applications.

### Solution area

- SAP Ariba APIs
- SAP Ariba Developer Portal
- SAP Ariba Network

### Implementation information

The feature is **automatically on** for all suppliers with the applicable solutions and account type but requires **configuration**.

### Prerequisites and Restrictions

Your application has to be approved by the SAP Ariba API administration and has to conform to OAuth authentication. For details, see help on "*SAP Ariba Developer Portal*".

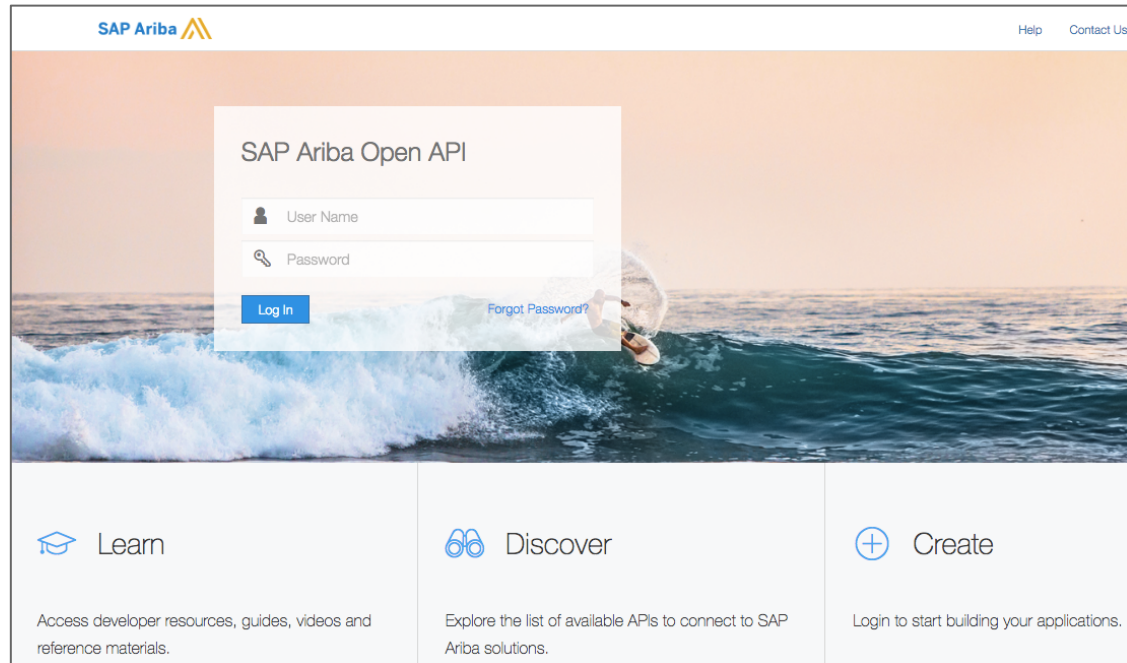
Supplier administrators have to add the OAuth Client ID to their profile settings.

Use of SAP Ariba APIs for suppliers via the SAP Ariba Developer Portal is restricted to Ariba Network "*Enterprise account*" type.

# Feature at a Glance

## Introducing: Purchase Orders Supplier API

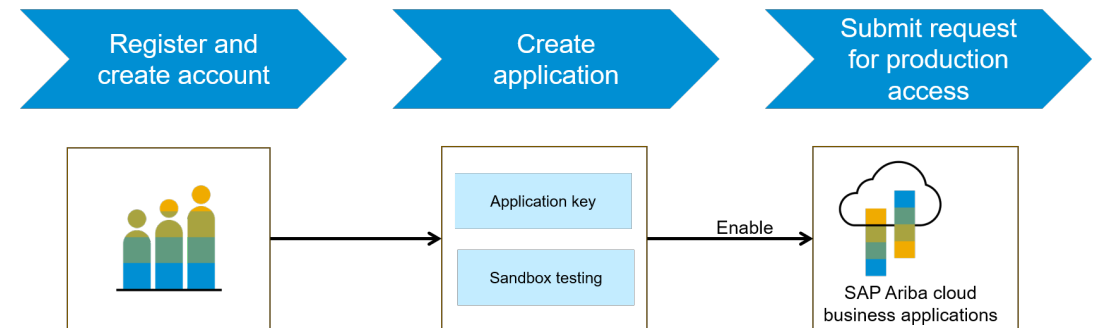
### How to develop an application that consumes the Ariba Network APIs



Go to <https://developer.ariba.com/api/>

Check the **Learn** section to get detailed information on how to develop your application.

The process to develop an application generally includes following steps:



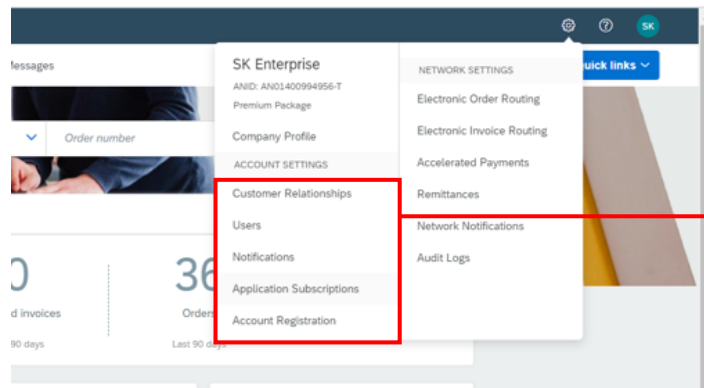
1. Once registered on the Developer portal, explore available APIs under Ariba Network. A detailed description of the API is available.
2. Create a new application and activate the application to get an application key.
3. You'll need to request 'Production access' for your application by submitting a service request on <http://connect.ariba.com>. Upon approval, an OAuth Client ID is generated for the application.
4. As an administrator, add your OAuth Client ID to your profile; see the next page.

# Feature at a Glance

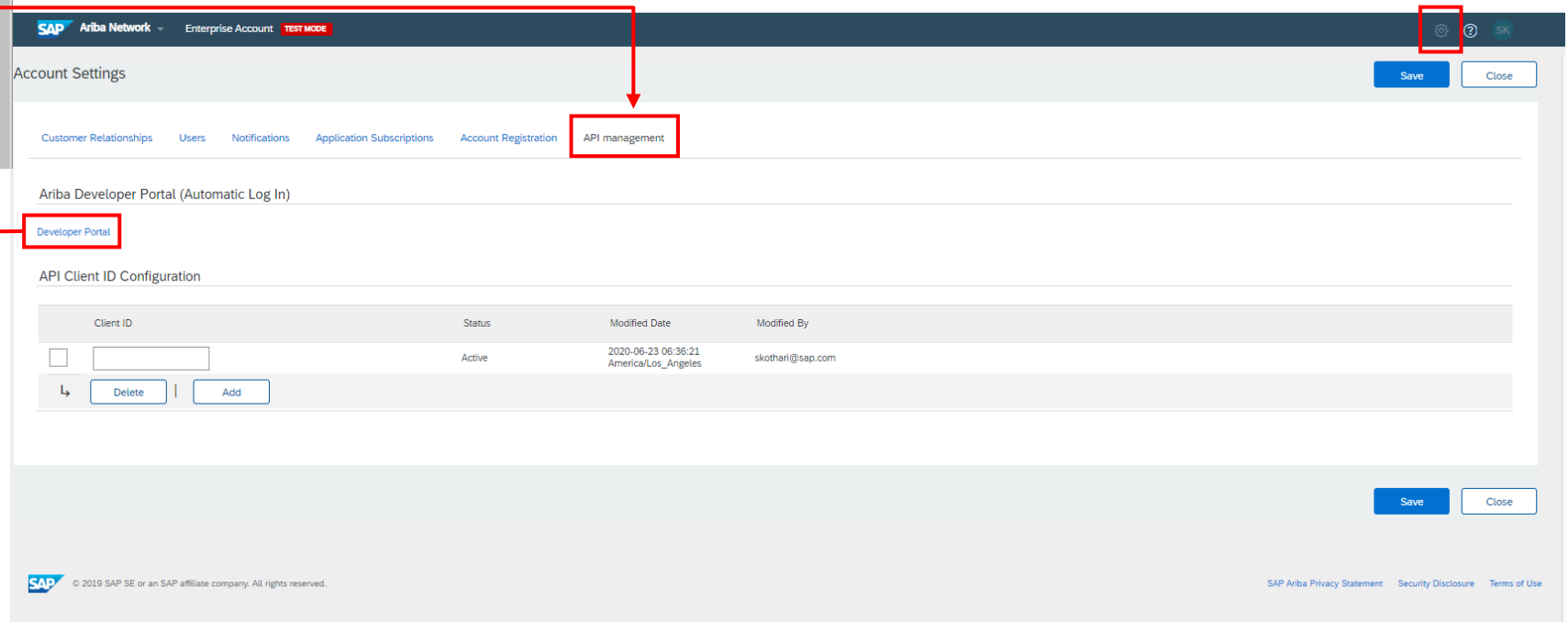
## Introducing: Purchase Orders Supplier API

### Supplier Account Settings

In the Ariba Network supplier home page, click on the **Settings** button in the upper right corner, click any of the **Account Settings** options to navigate to the Account Settings page, then select **API management**.



The API Client ID Configuration section allows a company to input the Client ID created by the SAP Ariba Developer Portal for the applications they create to access their data via APIs.



Direct access to Developer Portal

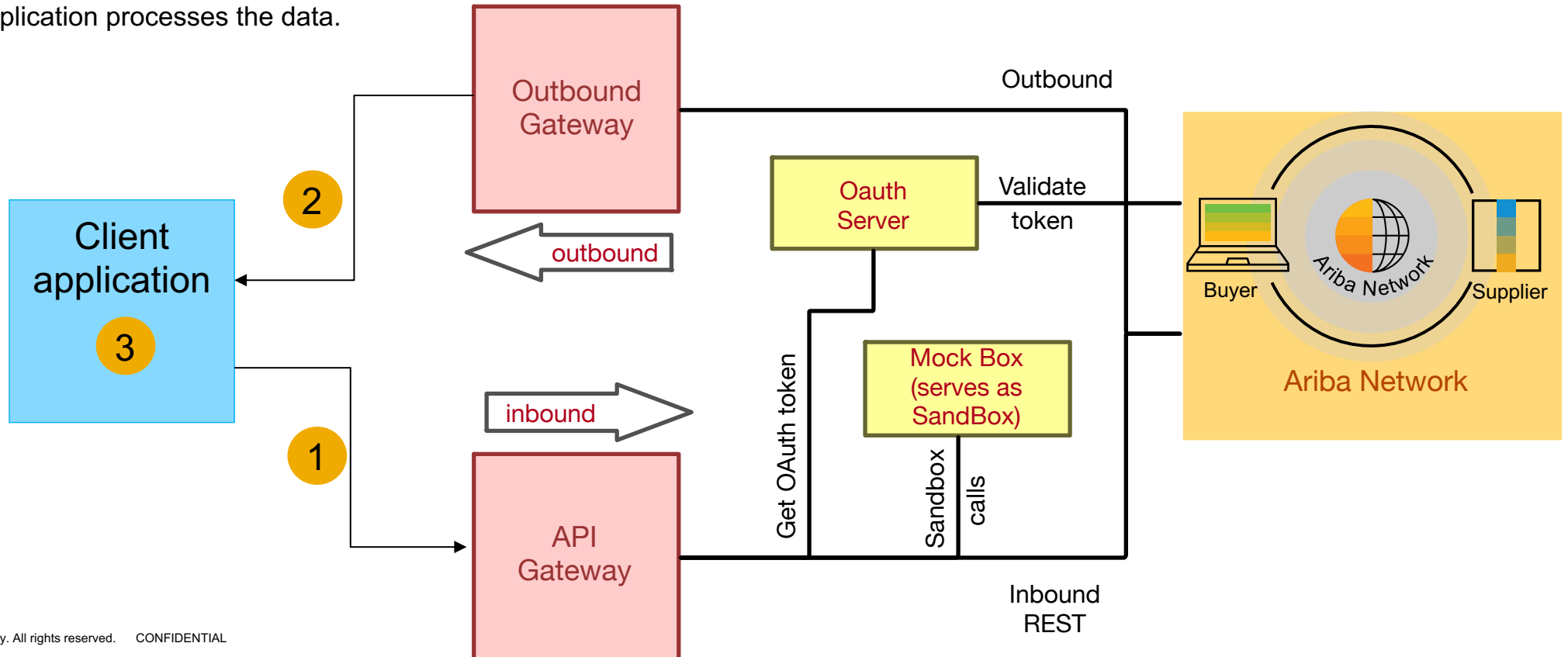
# Feature at a Glance

## Introducing: Purchase Orders Supplier API

This API can be useful in scenarios where suppliers want to extract data from Ariba Network, e.g. to generate reports or use the data for other applications or purposes.

### Workflow:

1. The client application queries Ariba Network with a defined set of parameters; see code examples on the next slide.
2. In response to the query, the API returns a JSON data set that contains all matching records in a formatted structure.
3. The receiving application processes the data.



## Feature at a Glance

# Introducing: Purchase Orders Supplier API

### Parameters

This API provides the following endpoints:

- **GET /orders**

The /orders endpoint retrieves order header data matching the specified buyer, supplier, and order ID

- **GET /items**

The /items endpoint retrieves order item data matching the specified buyer, supplier, and order ID

Users may use certain filters as parameters in extension to the endpoint URL; see the API documentation on the Developer Portal for information about the available parameters and syntax.

### Sample code

In the following sample code, replace `{{runtime_url}}` with the desired runtime URL from the Environment Details table on the SAP Ariba developer portal discovery page for this API.

The following example retrieves the order header data for orderStatus 1234 with the North10B documentNumber, and displays 15 records per page:

```
GET {{runtime_url}}/headers?$filter=orderStatus eq 1234 and documentNumber eq North10B&$top=15
```

Refer to the online documentation, *Purchase Orders Supplier API* on help.sap.com, for further examples.