



SAP Ariba 

Feature at a Glance

Ship Notice API for Suppliers

Franz Uhr, SAP Ariba
Target GA: November, 2020

CONFIDENTIAL

Feature at a Glance

Introducing: Ship Notice API for Suppliers

Ease of implementation

Geographic relevance



Some complexity



Global

Customer challenge

At the moment suppliers cannot use an API to extract Ship Notice information on ship notices that are transacted with customers on the Ariba Network.

Besides standard integration with backend systems, the suppliers have had no other way to easily extract ship notice data from their own Ariba Network accounts via APIs.

Meet that challenge with SAP Ariba

This feature makes the Ship Notice API available to suppliers.

The Ship Notice API for Suppliers allows suppliers to retrieve detailed ship notice information from the Ariba Network.

Experience key benefits

Extracting ship notice data from Ariba Network can be of value for suppliers when feeding this data into homegrown applications, analytics tools for reporting purposes, or other external processing needs.

APIs provide a more stable, standardized data access mechanism to extend existing applications, and build new, innovative applications.

Solution area

SAP Ariba APIs
SAP Ariba Developer Portal
SAP Ariba Network

Implementation information

The feature is **automatically on** for all suppliers with the applicable solutions and account type but requires **configuration**.

Prerequisites and Restrictions

Your application has to be approved by the SAP Ariba API administration and has to conform to OAuth authentication. For details, see help on “*SAP Ariba Developer Portal*”.

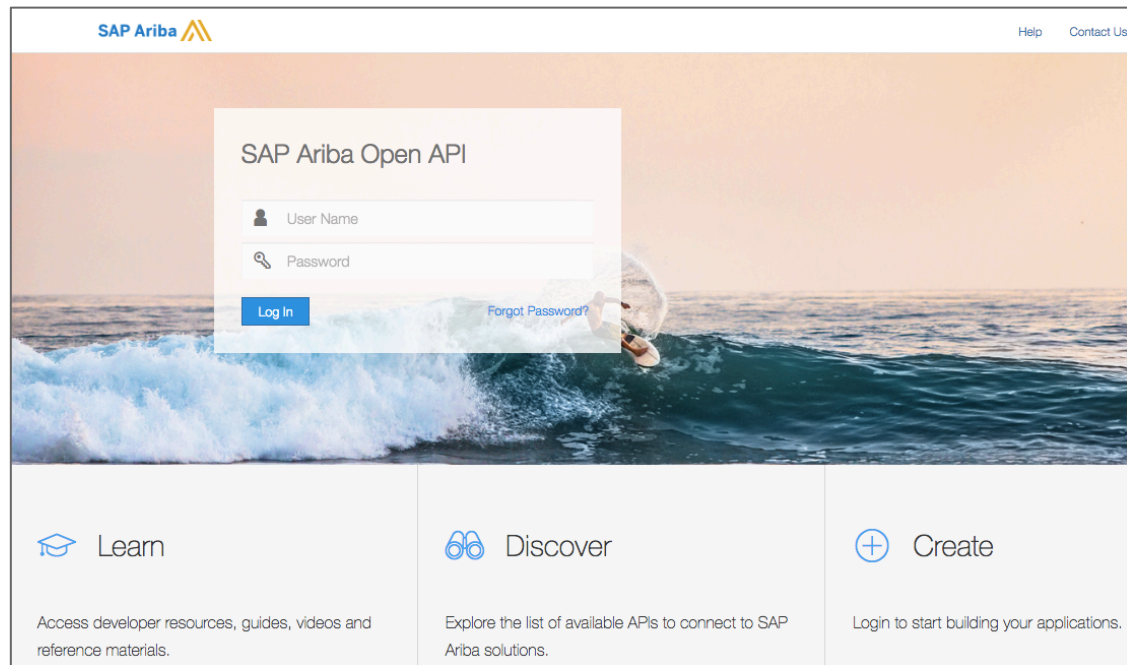
Supplier administrators have to add the OAuth Client ID to their profile settings.

Use of SAP Ariba APIs for suppliers via the SAP Ariba Developer Portal is restricted to Ariba Network “*Enterprise account*” type.

Feature at a Glance

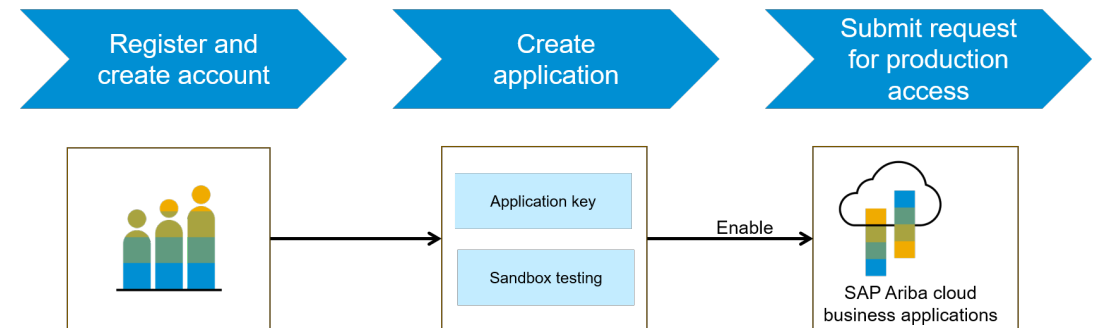
Introducing: Ship Notice API for Suppliers

How to develop an application that consumes the Ariba Network APIs



Go to <https://developer.ariba.com/api/>

Check the **Learn** section to get detailed information on how to develop your application. The process to develop an application generally includes following steps:



1. Once registered on the Developer portal, explore available APIs under Ariba Network. A detailed description of the API is available.
2. Create a new application and activate the application to get an application key.
3. You'll need to request 'Production access' for your application by submitting a service request on <http://connect.ariba.com>. Upon approval, an OAuth Client ID is generated for the application.
4. As an administrator, add your OAuth Client ID to your profile; see the next page.

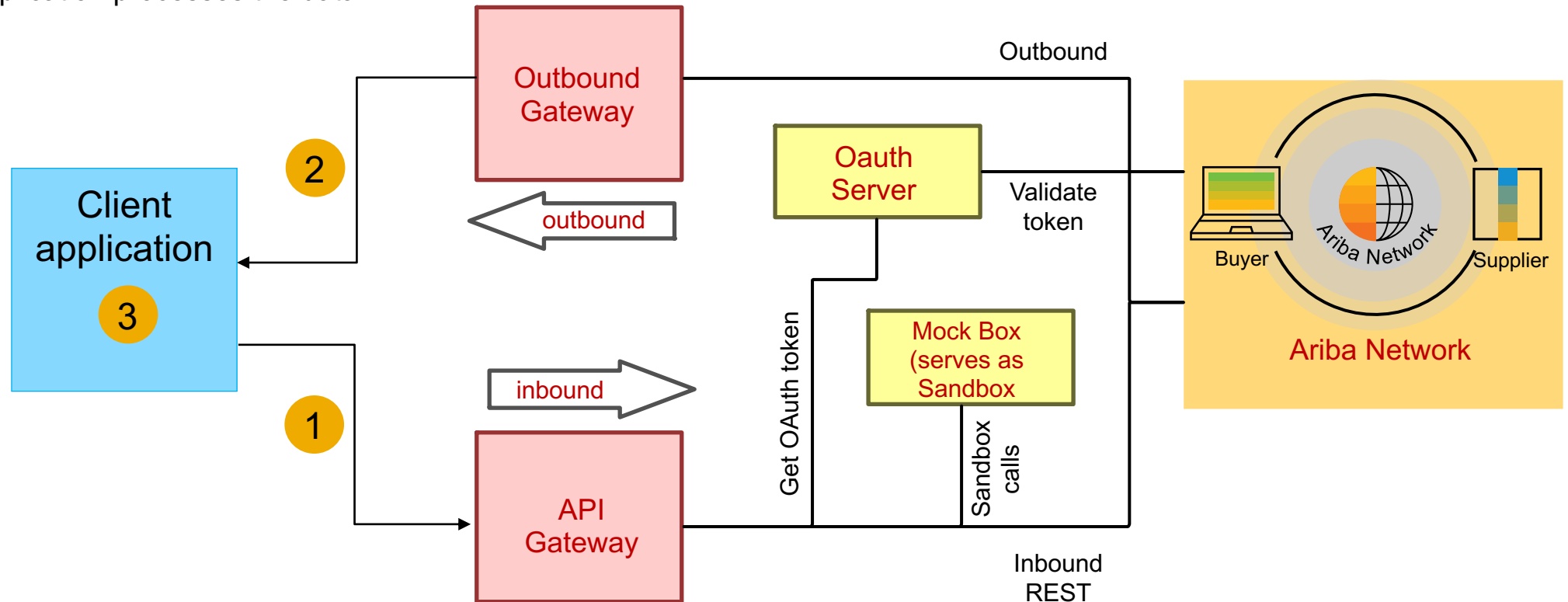
Feature at a Glance

Introducing: Ship Notice API for Suppliers

This API can be useful in scenarios where suppliers want to extract data from Ariba Network, e.g. to generate reports or use the data for other applications or purposes. Please see online help for detailed description on how to extract Ship Notice data.

Workflow:

1. The client application queries Ariba Network with a defined set of parameters.
2. In response to the query, the API returns a JSON data set that contains all matching records in a formatted structure.
3. The receiving application processes the data.



Follow us



www.sap.com/contactsap

© 2020 SAP SE or an SAP affiliate company. All rights reserved.

No part of this publication may be reproduced or transmitted in any form or for any purpose without the express permission of SAP SE or an SAP affiliate company.

The information contained herein may be changed without prior notice. Some software products marketed by SAP SE and its distributors contain proprietary software components of other software vendors. National product specifications may vary.

These materials are provided by SAP SE or an SAP affiliate company for informational purposes only, without representation or warranty of any kind, and SAP or its affiliated companies shall not be liable for errors or omissions with respect to the materials. The only warranties for SAP or SAP affiliate company products and services are those that are set forth in the express warranty statements accompanying such products and services, if any. Nothing herein should be construed as constituting an additional warranty.

In particular, SAP SE or its affiliated companies have no obligation to pursue any course of business outlined in this document or any related presentation, or to develop or release any functionality mentioned therein. This document, or any related presentation, and SAP SE's or its affiliated companies' strategy and possible future developments, products, and/or platforms, directions, and functionality are all subject to change and may be changed by SAP SE or its affiliated companies at any time for any reason without notice. The information in this document is not a commitment, promise, or legal obligation to deliver any material, code, or functionality. All forward-looking statements are subject to various risks and uncertainties that could cause actual results to differ materially from expectations. Readers are cautioned not to place undue reliance on these forward-looking statements, and they should not be relied upon in making purchasing decisions.

SAP and other SAP products and services mentioned herein as well as their respective logos are trademarks or registered trademarks of SAP SE (or an SAP affiliate company) in Germany and other countries. All other product and service names mentioned are the trademarks of their respective companies.

See www.sap.com/copyright for additional trademark information and notices.