



Feature at a Glance

API for viewing properties of, searching for, and downloading project documents

Keertan Rai, Prasad Karani SAP Ariba
Target GA: May 2020

CONFIDENTIAL

Feature at a Glance

Ease of implementation  Some complexity
Geographic relevance  Global

Introducing: **API for viewing properties of, searching for, and downloading project documents**

Customer challenge

Current integrations to extract documents from SAP Ariba Contracts and Sourcing are complex. As result it is challenging for customers to extract the document to be fed into external archival storage or any 3rd party application for any processing of those documents like for Audit etc.

Meet that challenge with **SAP Ariba**

The **Project Document Management API** **allows** users to search project documents, view properties of project documents, and download for all supported types under the Contract Workspace and Sourcing Projects.

Experience key benefits

APIs provide a standardized data access mechanism to extend existing and build new, innovative applications

APIs make it easy to feed project documents to archival storage application or 3 party applications for processing of the documents.

APIs make it easy to search documents, view properties and download from customers frontend and execution applications that might at times be different from the SAP solutions.

The customer can model their process while taking out complexity to end user.

Solution area

- SAP Ariba Contracts
- SAP Ariba Sourcing
- SAP Ariba Strategic Sourcing Suite
- SAP Ariba APIs
- SAP Ariba Developer Portal

Implementation information

This feature is automatically on for all customers with the applicable solutions, but requires customer configuration.

Prerequisites and Restrictions

This API can be used to search project documents, view properties of project documents, and download all supported types of documents under Contract Workspace and Sourcing Projects of Buyers enabled for SAP Ariba Contracts and Sourcing.

Customers need to complete the onboarding process on the SAP Ariba developer portal. Clients need to ensure that the application conforms to expected OAuth authentication. Only applications approved by the SAP Ariba APIs administration can execute OAuth authentication.

Feature at a Glance

Introducing: **API for viewing properties of, searching for, and downloading project documents**

Use cases

Use **Project Document Management API** to search project documents, view properties of project documents, and download for all supported types under Contract Workspace and Sourcing Projects from SAP Ariba Contracts and Sourcing.

Allows users to search and get details of all the documents under the contract workspace and sourcing projects via the APIs and display the data as per the requirement in the target application.

Customer needs to download and maintain the metadata, different versions of documents under a contract workspace or a sourcing projects in their archival storage system.

Prerequisite

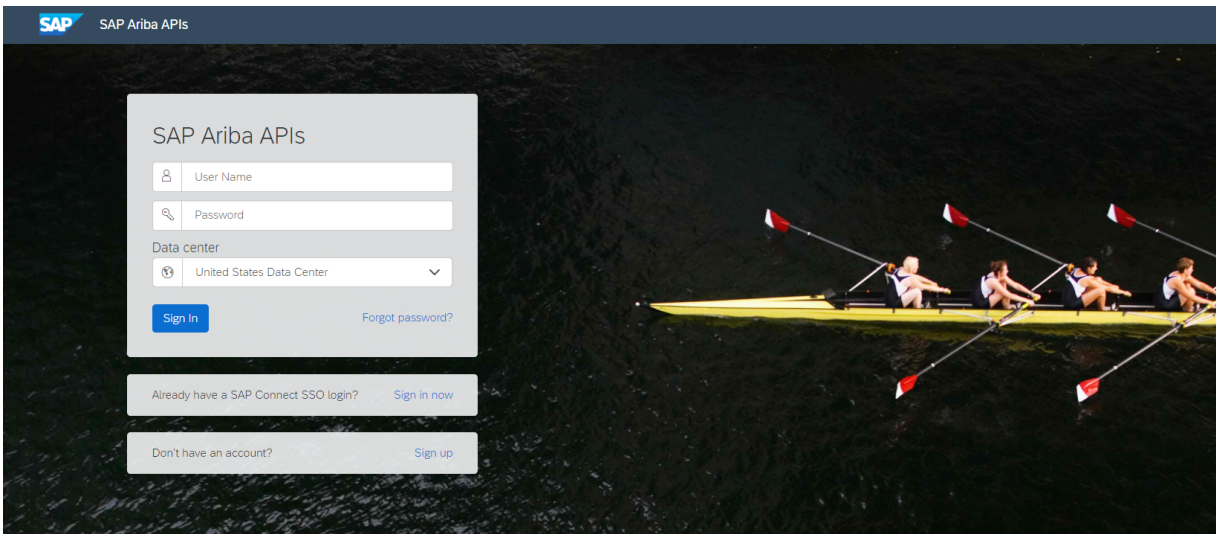
To give your application access to data on SAP Ariba Contracts, provide the following information to SAP Ariba customer support, who will map your application to your site:

- clientID: The OAuth client ID
- Tenant: The name of your SAP Ariba site (realm)

Feature at a Glance

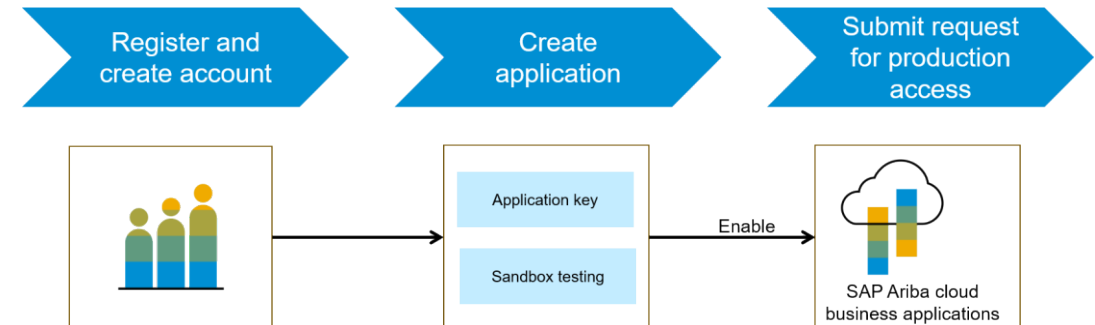
Introducing: **API for viewing properties of, searching for, and downloading project documents**

How to develop an application that consumes the APIs.



Go to <https://developer.ariba.com/api/>

Check the **Learn** section to get detailed information on how to develop your application. The process to develop an application generally includes following steps:



1. Once registered on the Developer portal, explore available APIs under SAP Ariba Contracts for a detailed description of the API
2. Create a new application and activate the application to get an application key
3. You'll need to request 'Production access' for your application by submitting a service request on <http://connect.ariba.com>. Upon approval an OAuth Client ID is generated for the application.
4. As a buyer administrator, add your OAuth Client ID to your profile

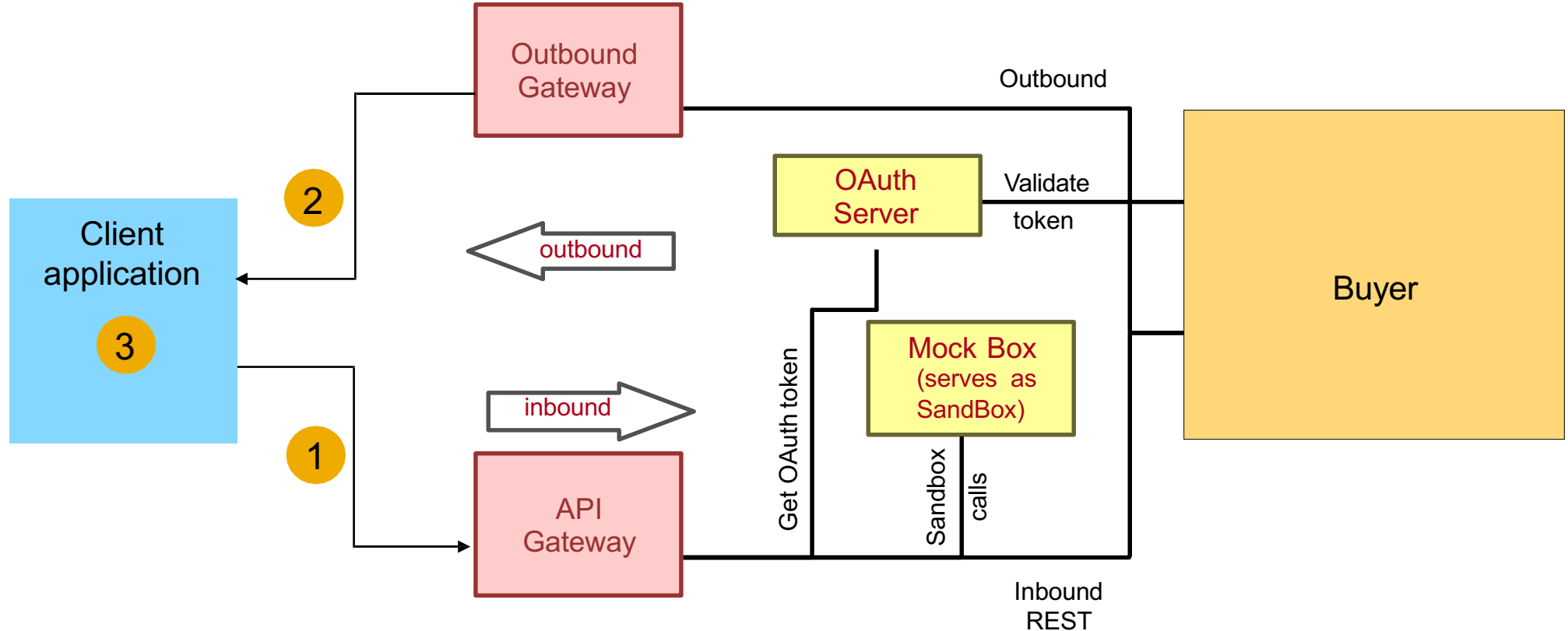
Build powerful domain specific applications to address your customer needs using a rich environment and user friendly tools offered by SAP Ariba.

Feature at a Glance

Introducing: **API for viewing properties of, searching for, and downloading project documents**

Workflow for searching documents, document properties and to download document via API

1. The client application queries Ariba Contracts and Sourcing with a defined set of parameters.
2. In response to the query, the API returns a JSON data set that contains all matching records.
3. The receiving application processes the data.



Feature at a Glance

Introducing: **API for viewing properties of, searching for, and downloading project documents**

Sample code

API requests can pass multiple [parameters](#) in the request URL, see documentation of APIs on available parameters and syntax.

In the sample code below, replace `{{runtime_url}}` with the desired runtime URL from the Environment Details table on the SAP Ariba developer portal discovery page for this API.

1. The following is an example to get list of document matching search criteria specified in the call under a contract workspace or sourcing project.

```
GET {{runtime_url}}/projectDocuments/
```

Example : `GET {{runtime_url}}/projectDocuments/CW18634?user=customersupportadmin&passwordAdapter=PasswordAdapter1&realm=s4All-8`

[Click here for Response file](#)

2. The following is an example to get metadata of specified document .

```
GET {{runtime_url}}/projectDocuments/<$documentId>
```

Example : `GET {{runtime_url}}/projectDocuments/Doc2045067?user=customersupportadmin&passwordAdapter=PasswordAdapter1&realm= s4All-8`

[Click here for Response file](#)

More swagger examples can be found under the Discover section in <https://developer.ariba.com/api/>

Feature at a Glance

Introducing: **API for viewing properties of, searching for, and downloading project documents**

3. The following is an example to download a document that matches the specified <documentId>.

```
GET {{runtime_url}}/projectDocuments/<$documentId>/files
```

Example :

```
GET {{runtime_url}}/contractWorkspaces/Doc2045067/files?user=adavis&passwordAdapter=PasswordAdapter1&realm=s4All-8
```

Response will be binary file download.

4. The following is an example to search document using filters like title, last modified date and document type.

```
GET {{runtime_url}}/projectDocuments?filter
```

Title

```
GET {{runtime_url}}/projectDocuments?$filter=Title eq जहाज़&$top=0&$count=true&user=molson&passwordAdapter=PasswordAdapter1&realm=s4All-8
```

Last Modified Date

```
GET {{runtime_url}}/projectDocuments?$filter=LastModified lt 2020-03-09& $top=0&$count=true&user=molson&passwordAdapter=PasswordAdapter1&realm=s4All-8
```

Document Type

```
GET {{runtime_url}}/projectDocuments?$filter=DocumentType eq document& $top=1&$count=true&user=molson&passwordAdapter=PasswordAdapter1&realm=s4All-8
```

Similar response for above three files. [Click for Response file](#)

More swagger examples can be found under the Discover section in <https://developer.ariba.com/api/>

Feature at a Glance

Introducing: **API for viewing properties of, searching for, and downloading project documents**

Parameter	Endpoints	Description	Variables or examples
<documentID>	projectDocuments/ <documentId> projectDocuments/ <documentId>/download	ID of the document that you want to download or view the properties of.	<documentID>
realm	projectDocuments/ projectDocuments/ <documentId> projectDocuments/ <documentId>/download	Name of the realm or site to which the sourcing project or the contract workarea belongs.	<realm-name>
user	projectDocuments/ projectDocuments/ <documentId> projectDocuments/ <documentId>/download	Name of the user that is running the API call.	<username>
passwordAdapter	projectDocuments/ projectDocuments/ <documentId> projectDocuments/ <documentId>/download	Password adapter for authenticating the user that is running the API call.	<passwordAdapterName>
version	projectDocuments/ <documentId> projectDocuments/ <documentId>/download	Version of the document that you want to download or view the properties of.	versionnumber for example, <2>

Feature at a Glance

Introducing: **API for viewing properties of, searching for, and downloading project documents**

\$filter	projectDocuments/	Criteria based on which you want to search for documents. You can use a semicolon (;) to specify the AND condition.	\$filter=title eq {<title>};doc umentType eq {<documenttype>};lastModifi edDate eq {<yyyy-MMdd>}}
\$select	projectDocuments/	Comma-separated list of fields you want to view in the search results.	\$select=title, projectID, owner where title is the title of the document, projectID ID of the project or contract workspace the document is associated with, and owner the user who added the document. The other options supported are: <ul style="list-style-type: none">• id• size• folder• version• parentFolderId• lastModifiedDate• creationDate• documentType
\$top	projectDocuments/	Number of documents to be returned.	integer for example, <12>
\$skip	projectDocuments/	Specifies the number of documents to be skipped (offset) from the beginning of the result set for uses, such as pagination. The default setting is 0	Integer for example, <2>
\$count	projectDocuments/	The number of matching results.	TRUE FALSE

Feature at a Glance

Introducing: **API for viewing properties of, searching for, and downloading project documents**

You can use the project document management API to view the properties of the following documents:

- ContractAddendum
- MainAgreement
- CleansheetDocument
- LineItemDocument
- ContentDocument
- Event
- SavingsForm
- AssembledPDF
- AnalyticalReport
- CompoundReport
- ContractClause
- ProfileQuestionnaire
- Scorecard
- ContractTerms

You can use the project document management API to download the following documents:

- ContractAddendum
- MainAgreement
- AssembledPDF
- PDF
- Document (supported types like docx, xlsx, pdf, pptx, txt, doc, xls, csv)
- Document from Template
- Document which is inside a folder