



Feature at a Glance

Support for signing in to Ariba Network using SAP Cloud Platform Identity Authentication Service

Yifei Li & Sourabh Kothari, SAP Ariba

Target GA: May 2020

CONFIDENTIAL



Feature at a Glance

Introducing: Support for signing in to Ariba Network using SAP Cloud Platform Identity Authentication Service

Ease of implementation

Geographic relevance



Low touch / simple



Global

Customer challenge

As a part of seamless interaction between various SAP cloud applications, SSO from SAP cloud applications to Ariba Network for buyers was missing.

Meet that challenge with

SAP Ariba

This feature enables users to sign in to Ariba Network buyer accounts by using Single Sign-On (SSO) authentication with SAML 2.0 via the SAP Cloud Platform Identity Authentication Service.

Experience key benefits

The features helps improve efficiency in executing end to end flows across SAP cloud applications and Ariba Network for buyers.

Solution area

Ariba Network for Buyers

Implementation information

This feature is **automatically on** for all customers with the applicable solutions and is ready for immediate use.

Prerequisites and Restrictions

- The feature is applicable for buyers on Ariba Network
- Only supports new buyer users onboarded via SAP Identity Access Management (IAM)

Feature at a Glance

Introducing: **Support for signing in to Ariba Network using SAP Cloud Platform Identity Authentication Service**

With this feature of Single Sign-On, SAP cloud application users can login in to Ariba Network with SAP IdP. It allows users to access their Ariba Network account without requiring a separate password. SSO can be enabled for both the administrator of the Ariba Buyer Network account and each of the sub-users on the account

Initial scope is restricted to SSO for buyers.

SAP IdP is a multi-tenant service supporting multiple tenants where each tenant is a SAP customer and each tenant has their own certificate. Each tenant certificate is used to sign SAML assertions authorized by the SAP IdP.

With this feature, Ariba Network will be able to process assertions that are signed by the SAP IdP based on trusts that the Ariba Network have for their tenants or IdP's.

The following use cases are supported:

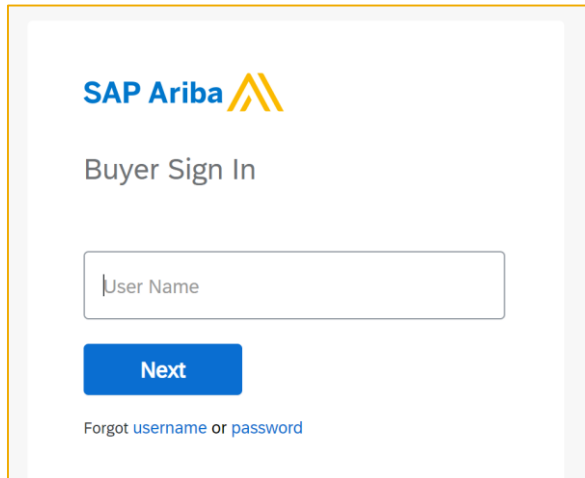
- IdP-initiated use case: When user goes to the IdP first then an assertion is posted to Ariba Network, this is the IdP-initiated use case. SAP IdP sends (post) an assertion for the logged user to Service Provider URL.
- SP-initiated use case: When user goes to the Service Provider application first and then forwarded to the IdP, this is the SP-initiated use case.

Feature at a Glance

Introducing: Support for signing in to Ariba Network using SAP Cloud Platform Identity Authentication Service

A high level workflow of buyer users signing in to Ariba Network is as follows

- A user enters the username only in the Ariba Network sign-in page and clicks Next.

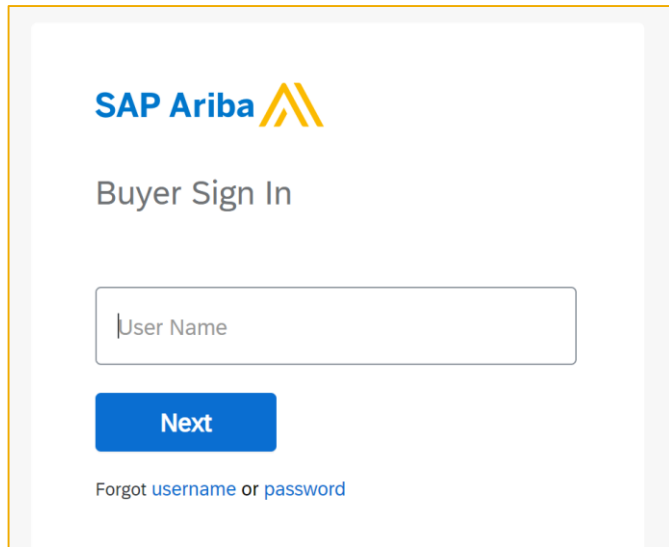
The image shows a screenshot of the SAP Ariba Buyer Sign In page. At the top left is the SAP Ariba logo. Below it, the text "Buyer Sign In" is displayed. There is a text input field with the placeholder text "User Name". Below the input field is a blue button labeled "Next". At the bottom of the form, there is a link that says "Forgot username or password".

- Ariba Network distinguishes between non-native (onboarded via IAM and authentication via SAP IdP) and native(created locally and authentication via common sign-in methods) Ariba Network users and redirects them to the relevant sign-in page.

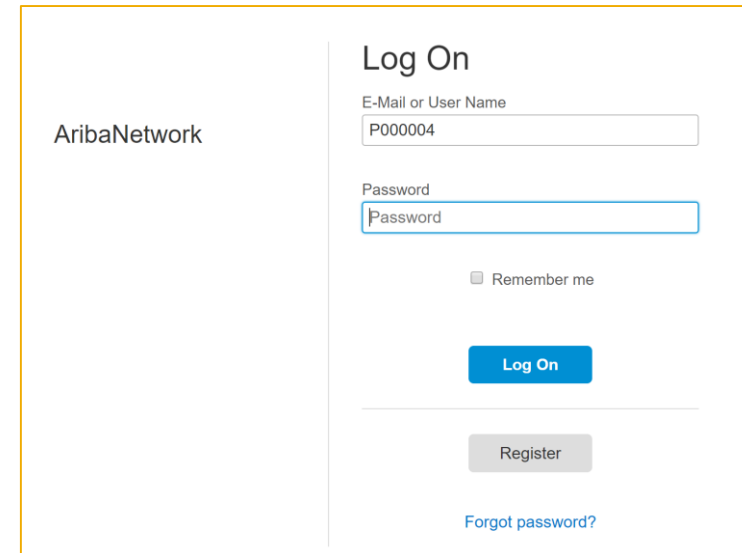
Feature at a Glance

Introducing: Support for signing in to Ariba Network using SAP Cloud Platform Identity Authentication Service

- Non-native users :
 - Users are redirected to the SAP Cloud Platform Identity Authentication Service (Part of SAP Identity Access Management) for authentication
 - SAP Cloud Platform Identity Authentication Service validates the user-entered credentials and redirects the user to Ariba Network.



The screenshot shows the SAP Ariba Buyer Sign In interface. At the top is the SAP Ariba logo. Below it is the text "Buyer Sign In". There is a text input field labeled "User Name". Below the input field is a blue "Next" button. At the bottom, there is a link that says "Forgot username or password".



The screenshot shows the AribaNetwork Log On interface. On the left is the text "AribaNetwork". On the right is a "Log On" section. It contains an "E-Mail or User Name" input field with the value "P000004", a "Password" input field with the placeholder "Password", and a "Remember me" checkbox. Below these is a blue "Log On" button. At the bottom, there is a grey "Register" button and a link that says "Forgot password?".

Feature at a Glance

Introducing: Support for signing in to Ariba Network using SAP Cloud Platform Identity Authentication Service

- Native Ariba Network users:
 - Users are redirected to an Ariba Network sign-in page.
 - Ariba Network validates the user-entered credentials and displays the home page.

