



# Ariba Solutions

## Readiness May 2018 Release Q&A

Rob Jones, Sr. Dir., Solutions Management

3 May 2018

# Important notice

This information reflects the status of SAP Ariba solution planning as of May 2018. All such information is confidential information (per the contract between our companies), and must not be further disclosed, as stated in the confidentiality clause of that contract. This presentation contains only intended guidance and is not binding upon SAP or Ariba to any particular course of business, product strategy, and/or development. Its content is subject to change without notice. SAP and Ariba assume no responsibility for errors or omissions in this document. SAP and Ariba shall have no liability for damages or any kind including without limitation direct, special, indirect, or consequential damages that may result from the use of these materials.

# Agenda

Logistics

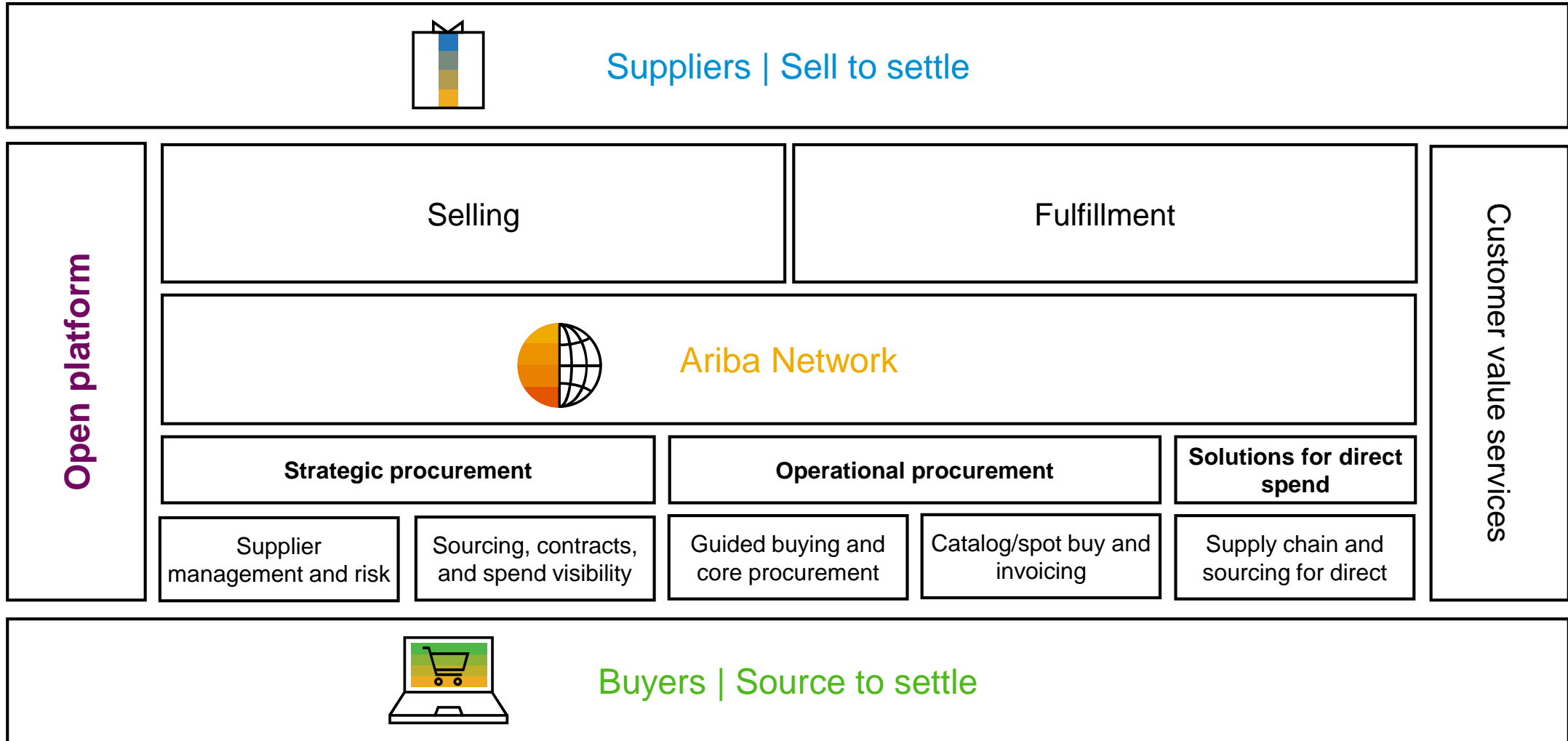
General Release Information

Key Feature Discussions

- Strategic Procurement (Sourcing, Contracts, Supplier Management & Risk, Spend Visibility)
- Operational Procurement (Guided Buying, Core Procurement, Catalog/Spot Buy, Invoicing)
- SAP Ariba Solutions for Direct Spend (Supply Chain, Sourcing for Direct)
- Technology (Platform)

Reminders

# Our **solution** portfolio



# Logistics

## Additional Dial-in Numbers

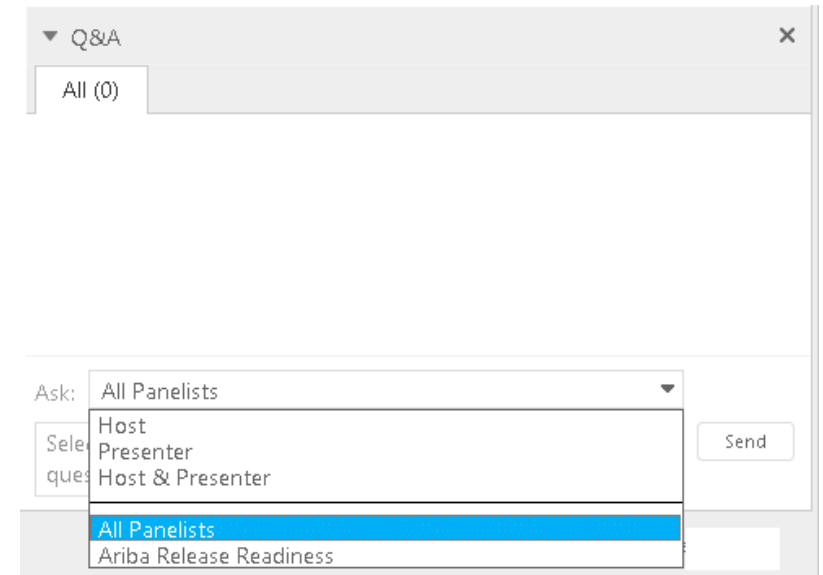
- Additional Dial-in numbers link appears in the Meeting invitation as noted below:

<https://www.myrplus.com/cnums.asp?bwebid=997521&ppc=4392894675&num=1-720-897-6637>

## To Ask a Question, please use the WebEx Q & A Panel

- Choose “All Panelists” as the recipient of your question so our SAP Ariba Product Subject Matter Experts may respond.
- Type your question in the text box.
- Click Send.

The Presenter and/or Panelists will attempt to answer your question online or via the audio feed as close to the time the question is asked as possible.



# General Information **Session Materials**

Recordings and presentations will be posted on the Release Readiness tab/tile in Ariba Connect. See the Release Feature Content section on the left side of the page for detailed information. Visit the Archive Page link for prior release content.

The screenshot displays the SAP Ariba Connect interface. At the top, the navigation bar includes the SAP Ariba logo and a search bar. The 'Release Readiness' tab is highlighted with a yellow circle. Below the navigation bar, the main content area is divided into two primary sections: 'Release Feature Content' on the left and 'Release Calendar and Resources' on the right.

**Release Feature Content**

Solutions	Mandatory		
	Impact	No Impact	Optional
Strategic Procurement	0	9	2
Operational Procurement	0	14	2
SAP Ariba Solutions For Direct Spend	0	2	0
Platform & Technology	0	1	0

Below the table, there are expandable sections for 'Strategic Procurement', 'Operational Procurement', 'SAP Ariba Solutions for Direct Spend', and 'Platform & Technology'. At the bottom of this section is the 'Previous Release Information' section, which contains a link to the 'Release Readiness archive page' circled in blue.

**Release Calendar and Resources**

**Calendar**

Activity	Planned Date*
May 2018 Feature Release	5/11/2018
cXML DTD Version 1.2.038 Release	5/11/2018
June 2018 Feature Release	6/08/2018
July 2018 Feature Release	7/13/2018
August 2018 Feature Release	8/10/2018

\*Disclaimer: The release dates above reflect current SAP Ariba planning. A notice confirming the release dates will be sent 10 business days prior to each monthly release. SAP Ariba may change the release schedule at any time without notice and assumes no responsibility for errors or omissions. Last updated: April 27, 2018.

**Resources**

**Feature List**  
Use the drop-down menus on the left for details on the planned new features coming with the May 2018 release.

*Please note: For features without attached KT materials, details are available in the release guides.*

**Release Guides**  
Details on the new features planned for the April 2018 release are available now by clicking the links below.

- [SAP Ariba Applications May 2018 Release Guide](#) (Pre-Release)
- [Ariba Network May 2018 Release Guide](#) (Pre-Release)

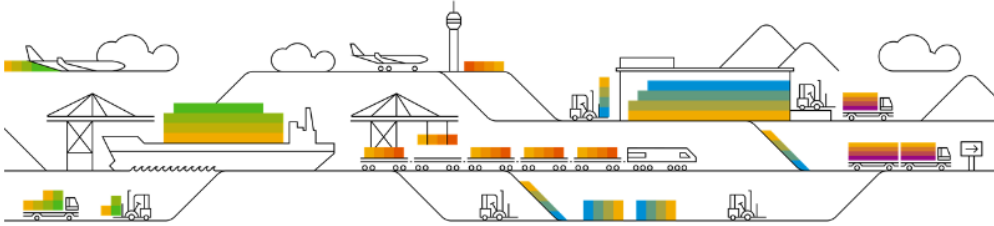
**Feature Question & Answer Webinar**  
The Feature Question and Answer webinars provide an opportunity to ask questions about the planned new features coming in the next release.

The Q&A session for the May 2018 release is scheduled for **Thursday, May 3, 2018**. Use the link below to register for this event.

# Historical release information **Archive page**

Prior release materials grouped by product/solution area for quick reference.

Listed in chronological order of most recent to oldest update from top to bottom of page.



This page includes links to information on features delivered in previous SAP Ariba releases.

Release Guides for past applications releases can be accessed [here](#).

Release Guides for past Ariba Network releases can be accessed [here](#).



## Strategic Procurement

Supplier management and risk [2018](#) [2017](#)  
Sourcing, contracts and spend analysis [2018](#) [2017](#)



## Operational Procurement

Buying and invoicing [2018](#) [2017](#)  
Guided buying [2018](#) [2017](#)  
Catalog and spot buy [2018](#) [2017](#)  
Payables 2018 [2017](#)



## Solutions for Direct Spend

Supply chain collaboration [2018](#) [2017](#)  
Sourcing for direct spend [2018](#) [2017](#)



## Platform & Technology

Core platform [2018](#) 2017  
API [2018](#) 2017

## SAP Ariba Customer Readiness Resources 2018 Releases:

### sourcing, contracts, & spend analysis

This page includes a list of features delivered in the 2018 calendar year for SAP Ariba Sourcing, Contracts, and Spend Analysis customers. Detailed information on all features can be found in the release guides and other documentation located on SAP Ariba Connect. Supplemental knowledge transfer materials are available for some features. Click the play or PDF icons to access the materials.

For additional information on the monthly release model see the About Release Readiness link on the Release Readiness tile of SP Ariba Connect.

### April

<b>Update Material Master items in CLID from sourcing award</b> With this solution users should be able to update line items into a CLID from a Sourcing Award.	Mandatory		SAP Ariba Contracts SAP Ariba Sourcing
<b>Append or update line items in contracts from a sourcing award without manual amendment of the contract workspace</b> This feature will ensure that line items from a sourcing award can be updated or amended in to a contract without manually changing the status of the workspace.  With this solution, all contracts - draft, draft amendment and published contracts will be listed from the sourcing award. When a user selects a published contract, application will create Price Update Amendments automatically, update the contract line items document by adding or updating line items, then close the amendment.	Mandatory		SAP Ariba Contracts SAP Ariba Sourcing
<b>Control the deletion of line items from a Contracts Line Item Document (CLID)</b> This feature provides users the option to disable line items in the CLID thus preventing further edits while retaining the line item on the User Interface(UI) for future reference.	Mandatory		SAP Ariba Contracts

### March

<b>Read-Only Terms in Line Items</b> With this feature, customers can make terms of line items in sourcing and contracts as read-only. <b>Note: Though listed on this page and in the release guide, this feature was not made available with the March 2018 release. It is planned to be available with a later release.</b>	Mandatory		SAP Ariba Sourcing SAP Ariba Contracts
---	-----------	--	---

# Communications Notice Recipients

Release Notifications are sent to all Designated Support Contacts by default and any other users that subscribe.

## Best Practice:

- Encourage relevant team members to subscribe by clicking their name in the top right corner and select Subscriptions
- Create a distribution list for others that need to know and add as an additional email

The screenshot shows the SAP Ariba Connect interface. At the top, there is a search bar and a user profile for Rick Cox. A dropdown menu is open, showing options: User Profile, Change Password, Subscriptions (highlighted with a red box), Designated Support Contacts, Entitlements, Environments, Contact Us, Turn On Background, Help, and Log Out. Below the menu, there are three sections for subscription management:

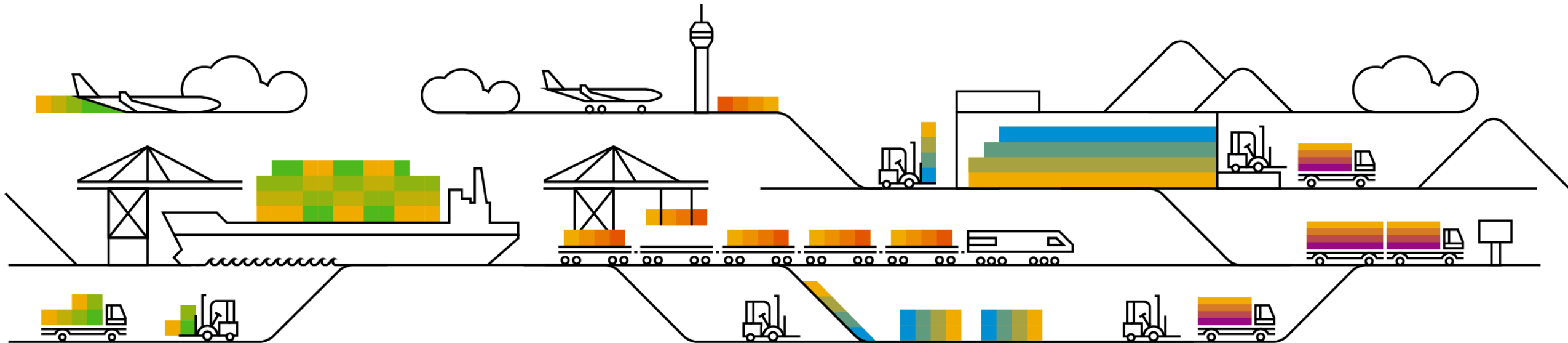
- Downtime/Security Notifications:** Includes a 'Subscribe' button and a note: "Notifications regarding scheduled/unscheduled downtime and security information/bulletins. Note: Internal users will not receive this regardless of their subscription options. You may request access to the 'DL AR Notification' distribution list [here](#)."
- Product Release Information:** Includes a 'Subscribe' button and a note: "Notifications regarding new product releases, new features, and service pack availability. Note: Internal users will not receive this regardless of their subscription options. You may request access to the 'DL AR Notification' distribution list [here](#)."
- Discussion Forums:** Includes a section for "Discussion Forums and Subscriptions" with a list of forums and their subscription status (e.g., Sourcing and Supplier Enablement, Procurement and Invoicing, Arba Network, Cloud Integration).

DSC view with ability to add additional email

The screenshot shows the 'DSC view' for subscription management. It includes sections for 'Downtime/Security Notifications' and 'Product Release Information'. Each section has 'Subscribe' and 'Unsubscribe' buttons, and an 'Additional Email' field with a question mark icon. The 'Unsubscribe' buttons are disabled.



# Key Feature Discussions



# Key Features

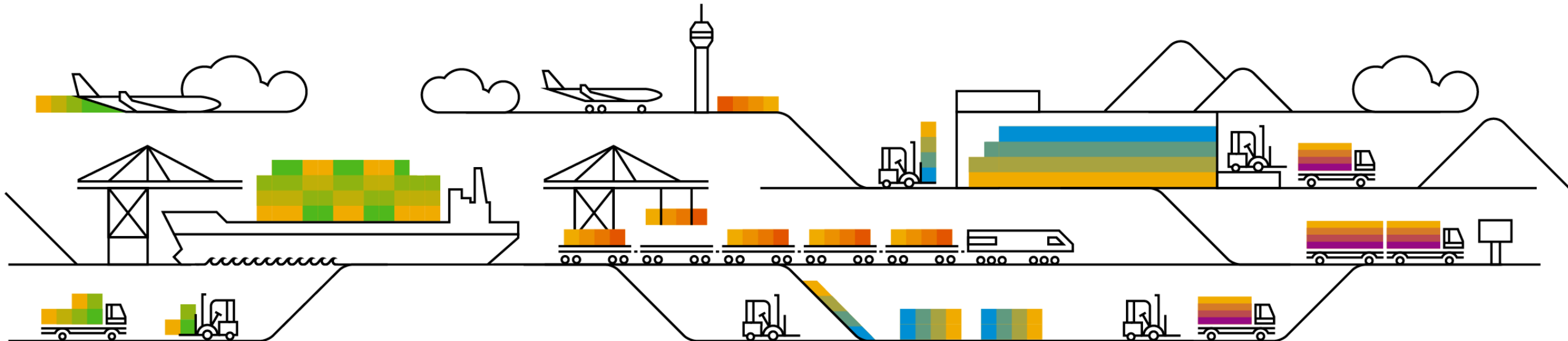
**Strategic Procurement** – Supplier Management: Supplier certificate management

**Operational Procurement** – Guided Buying: Favorite items

**SAP Ariba Solutions for Direct Spend** – Excel upload/download for Forecast and Supplier Managed Inventory reports

**Technology** – Forms: Forms builder improvements

# Strategic Procurement **Supplier Management: Supplier certificate management**



# Feature at a Glance

## Introducing: Supplier certificate management

Ease of implementation  Low-touch/simple  
Geographic relevance  Global

### Customer challenge

Companies often require collection of large numbers of certificates across their supply base to ascertain regulatory compliance and as part of qualification processes. Buyers do not have visibility into when supplier certificates are expiring, or have expired. They have this information in different systems, and there is no automated way to notify suppliers or buyers when a certificate provided by the supplier is expiring or has expired.

### Meet that challenge with **SAP Ariba**

This feature introduces certificate management capabilities that will let Buyer have the visibility into when certain certificates expire, trigger notifications to supplier automatically, search suppliers who have certificates in various states.

### Experience key benefits

Transparency and Visibility into supplier certificates and their status  
Improves efficiency as notifications are automatically sent to suppliers when a certificate is expiring or expired

### Solution area

SAP Ariba Supplier Lifecycle and Performance (SLP), SAP Ariba Supplier Information and Performance Management (SIPM) new architecture

### Implementation information

This feature is “off” by default. To enable this feature, please submit a Service Request for SM-6752 “Certificate Management”.

### Prerequisites and Limitations

Prerequisite for Certificate management is to have Modular questionnaire feature enabled and configured.

# Certificate management capabilities

- Ability to upload the predefined certificate types that supplier can choose from
- Configure expiring notification on when certificates should expire
- Enhanced supplier side experience to collect certificates
- Automatic notifications to supplier and buyer when a certificate is expiring or expired
- Central place to view all certificates of a supplier in Supplier 360
- Ability to search suppliers based on Certificate type, Certificate status (Valid, Expiring or Expired), and Expiry date
- Central place for supplier to see all Buyer specific certificates

# Certificate management: Step 1 – Upload Certificate type

- Certificate type is a list of all certificates that a buyer wants to collect from all of its suppliers. Certificate type can be used later for searching suppliers based on the certificate type and reporting purpose
- Upload Certificate type file in Data Import/Export – Administration section

Import    Export    Web Service Status

Import [Refresh Status](#)

Tasks ↑	Integration Toolkit Names	Status	Last Imported	
Import Certificate Types ⓘ		Completed	04/10/2018 10:58:04 AM	<input type="button" value="Import"/>
Import Translations for Certificate Types ⓘ				<input type="button" value="Import"/>

# Certificate management: Step 1 – Upload Certificate type contd..

Here is the sample certificate type file uploaded

	A	B	C	D
1	UTF-8			
2	Description	Name	UniqueName	
3	Health and S	HAS	HAS	
4	Halal related	Halal	Halal	
5	Quality relat	ISO9000	ISO9000	
6	Quality relat	ISO9001	ISO9001	
7	Food related	Kosher	Kosher	
8	Legal related	Legal	Legal	
9	MSC Certifica	MSC	MSC	
10	Smal Busine	Small Business Administration	SBA	
11	Women Owr	WOW	WOW	
12	Aviation cert	TAC 200	TAC 200	
13	Aviation rela	ASA 100	ASA 100	
14	Aviation rela	AS9100C	AS9100C	
15	Certificate fo	National Minority Supplier Developmen	NMSDC	

# Certificate management: Step 2 – Configure certificate type questions in Modular questionnaire

- In the Modular questionnaire template, configure certificate type questions
- Choose a certificate type. This is mandatory. The certificate type will be visible to the supplier when he/she provides certificate details
- Configure expiring notifications – based on the date, email will be sent to supplier when a certificate is expiring
  - For example, if you configure 6 months before the expiry date, and if a certificate expires on Dec 31 2018 On . July 1 2018 an email will be sent to supplier to upload a new certificate. The status of the certificate will be Expiring. If a new certificate is not uploaded before the expiry period, the status of the certificate will be expired

Notifications: Supplier user and the user who sent the questionnaire to supplier will automatically get notified. On top of it, you can choose additional people to get notified

The screenshot shows the configuration interface for a certificate type question. The 'Name' field is set to 'Please provide ISO 9001 certificate'. The 'Answer Type' is set to 'Certificate'. The 'Response Required?' is set to 'Yes, Participant Required'. The 'Reference Documents' field is set to 'Attach a file'. The 'Mask Attachments' is set to 'None'. The 'Visible to Participant' is set to 'Yes'. The 'Participant can add additional comments and attachments' is set to 'No'. The 'Use participant-specific initial values?' is set to 'No'. The 'Certificate Type' is set to 'ISO9001'. The 'Expiration schedule' is set to 'Send reminder 6 month(s) before expiration'. The notification options are checked: 'Notify primary supplier manager', 'Notify project owners', and 'Update status on the questionnaire when certificate is expiring or expired'.

Name: \*

Please provide ISO 9001 certificate

Translations

Answer Type: Certificate

Response Required? Yes, Participant Required

Reference Documents: Attach a file

Mask Attachments: None

Visible to Participant: Yes

Participant can add additional comments and attachments: No

Use participant-specific initial values? No

Certificate Type: ISO9001

Expiration schedule: Send reminder 6 month(s) before expiration

Notify primary supplier manager

Notify project owners

Update status on the questionnaire when certificate is expiring or expired



# Certificate management: Supplier user answers certificate

- Supplier user provides certificate details in a Modular questionnaire

NOTE: Prerequisite is to send Modular questionnaire that has certificate questions to the supplier

Doc8675922 - ISO certificates questionnaire Time remaining: 29 days 23:57:20

All Content

Name ↑	
1 Please provide ISO 9000 certificate	Unspecified ↓
2 Please provide ISO 9001 certificate	Unspecified ↓

(\*) indicates a required field

[Submit Entire Response](#) [Save](#) [Compose Message](#) [Excel Import](#)

1 Please provide ISO 9000 certificate

Enter details for **Certificate**. Enter the location of a file to add as an **Attachment**. To search for a [More](#)

Certificate Type: ISO9000

Issuer:

Year of publication:

Certificate Number:

Certificate Location:

Effective Date:

Expiration Date:

Attachment: [Choose File](#) No file chosen  
Or drop file here

Description:

[OK](#) [Cancel](#)

# Certificate management: Buyer reviews the certificate details in the questionnaire

- Buyer user (Approver) reviews the certificate details in the questionnaire and approve or reject or request additional info

The screenshot displays the 'Approve ISO certificates' interface. At the top right, there are three buttons: 'Request Additional Info', 'Deny', and 'Approve'. The main content area is divided into two sections: 'Supplier information' and 'Supplier questionnaire'.

**Supplier Information:**

Supplier	Category	Started
Kelly technologies	Chemicals including Bio Chem...	April 11, 2018

Contact	Region
Swetha Beepyata swetha.beepyata@sap.com	Europe

Owner: Swetha Beepyata

> [Process Flow](#)

**Supplier questionnaire**

Questionnaire	Response																
1 Please provide ISO 9000 certificate	<table border="1"><thead><tr><th>Field</th><th>Value</th></tr></thead><tbody><tr><td>Certificate Type</td><td>ISO9000</td></tr><tr><td>Issuer</td><td>ISO</td></tr><tr><td>Year of publication</td><td>1995</td></tr><tr><td>Certificate Number</td><td>9586867</td></tr><tr><td>Certificate Location</td><td>Palo Alto</td></tr><tr><td>Effective Date</td><td>7/1/2017</td></tr><tr><td>Expiration Date</td><td>6/30/2019</td></tr></tbody></table> <p>15.1 kb Sample ISO certificate pdf.pdf</p>	Field	Value	Certificate Type	ISO9000	Issuer	ISO	Year of publication	1995	Certificate Number	9586867	Certificate Location	Palo Alto	Effective Date	7/1/2017	Expiration Date	6/30/2019
Field	Value																
Certificate Type	ISO9000																
Issuer	ISO																
Year of publication	1995																
Certificate Number	9586867																
Certificate Location	Palo Alto																
Effective Date	7/1/2017																
Expiration Date	6/30/2019																
2 Please provide ISO 9001 certificate	<table border="1"><thead><tr><th>Field</th><th>Value</th></tr></thead><tbody><tr><td>Certificate Type</td><td>ISO9001</td></tr><tr><td>Issuer</td><td>ISO</td></tr><tr><td>Year of publication</td><td>2000</td></tr><tr><td>Certificate Number</td><td>3544234</td></tr><tr><td>Certificate Location</td><td>New York</td></tr><tr><td>Effective Date</td><td>12/1/2016</td></tr><tr><td>Expiration Date</td><td>6/30/2019</td></tr></tbody></table> <p>15.13 kb Sample ISO 9001 certificate pdf.pdf</p>	Field	Value	Certificate Type	ISO9001	Issuer	ISO	Year of publication	2000	Certificate Number	3544234	Certificate Location	New York	Effective Date	12/1/2016	Expiration Date	6/30/2019
Field	Value																
Certificate Type	ISO9001																
Issuer	ISO																
Year of publication	2000																
Certificate Number	3544234																
Certificate Location	New York																
Effective Date	12/1/2016																
Expiration Date	6/30/2019																

# Certificate management: Central place to view all certificates provided by the supplier in supplier 360

- Under certificates tab(Supplier 360), buyer can see the list of all certificate types, status, expiry date and questionnaires (certificates were collected from)

Certificate Type	Certificate Status	Expiry Date	Questionnaire
ISO9000	Expired	Mar 31, 2018 12:00 AM	WS8353344
ISO9001	Expiring	Apr 13, 2018 12:00 AM	WS8412752
Halal	Valid	Apr 30, 2018 12:00 AM	WS8350590

# Certificate management: Search suppliers based on certificate type, status and expiry date in SLP

- Buyer user can search suppliers for whom certain certificate types are Valid, expired or expiring
- Buyer user needs to select certificate type before you can search suppliers for whom the certificate type has expiry date between **On or after** and **on or before**
- We limit up to 20 certificate types in search criteria. At any given point of time, you cannot have more than 20 certificate types to search based on different status

The screenshot displays the SAP SLP interface for searching suppliers. On the left, there are search filters for 'Pending Approval' (Registered), 'Integrated with ERP' (No), 'Primary Supplier Manager' (with a search input), and 'Certificate' (Certificate Type: Halal, ISO9000, ISO9001; Certificate Status: Valid, Expiring, Expired). On the right, a list of suppliers is shown, each with a blue 'R' icon, a certificate ID (e.g., RP011001), location (GURGAON, IN), and Vendor ID (e.g., ERP011001). A 'Show more options.' link is visible at the bottom right.

Filter	Value
Pending Approval	Registered
Integrated with ERP	No
Primary Supplier Manager	Search
Certificate	Certificate Type: Halal, ISO9000, ISO9001; Certificate Status: Valid, Expiring, Expired

Icon	Certificate ID	Location	Vendor ID
R	RP011001	GURGAON, IN	ERP011001
R	RP011002	GURGAON, IN	ERP011002
R	RP011003	GURGAON, IN	ERP011003
R	RP011004	GURGAON, IN	ERP011004
R	RP011005	GURGAON, IN	ERP011005

# Planned Features

## Strategic Procurement

### Sourcing and Contracts

1. Operational Reporting API for Strategic Sourcing
2. Analytical Reporting API for Strategic Procurement and Operational Procurement
3. Enhancements to RFx Event import/export file to include comments field
4. Suppress supplier RFX award indicators and emails
5. Lot Support for Contracts

# Planned Features

## Strategic Procurement

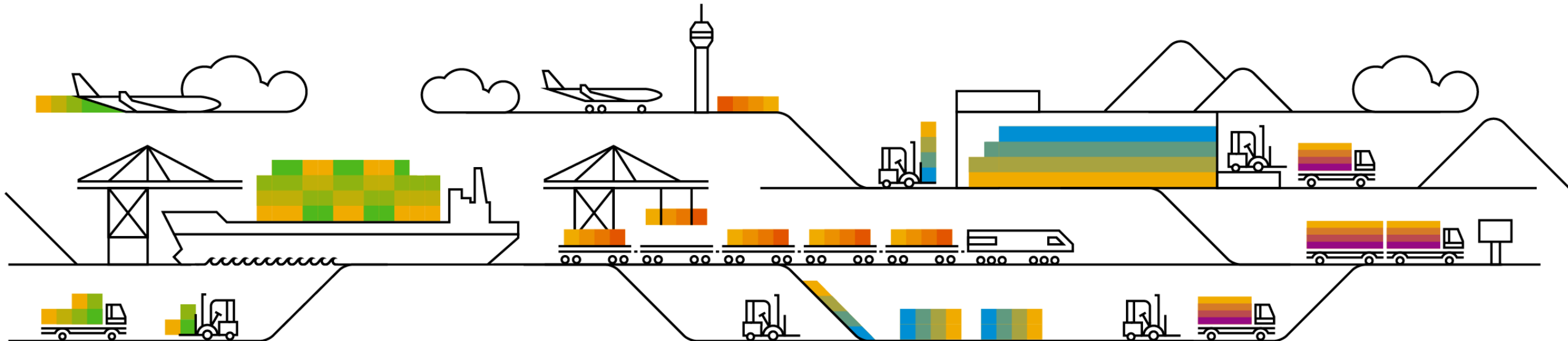
### Supplier Management

1. Template upgrade for supplier registration\*
2. External Approval API for Sourcing and Supplier Management\*
3. Manual ERP synchronization group for supplier management

### Supplier Risk

1. Supplier risk adverse media feedback\*

# Operational Procurement **Guided Buying: Favorite items**



# Feature at a Glance

## Introducing: Favorite items

### Customer challenge

Today commonly accessed items cannot be tagged for quick access.

### Meet that challenge with **SAP Ariba**

With this feature, users can tag catalog or forms as a 'favorite item'. Favorite items are stored in a personal folder and can quickly be accessed by the user to speed up the time it takes to create a purchase request.

### Experience key benefits

Today commonly accessed items cannot be tagged for quick access.

### Solution area

Operational Procurement / Guided Buying

### Implementation information

On by default for customers already enabled to use Guided Buying.  
No action required.

### Prerequisites and Limitations

Guided Buying enabled.

Ease of implementation



Low-touch/simple

Geographic relevance



Global



# Find goods and services

Favorite items are managed under 'My List'

Popular

My List



Capital, construction and facility services



General administrative



Human resources



IT/ Telecom



Earlier version from January 17, 2018



Marketing

## Quick Links

## Recent requests

PR90099 Ordered

5th Floor office supplies

\$258.37 USD  
Requested 28 days ago

[Order again](#)

PR90099 Submitted

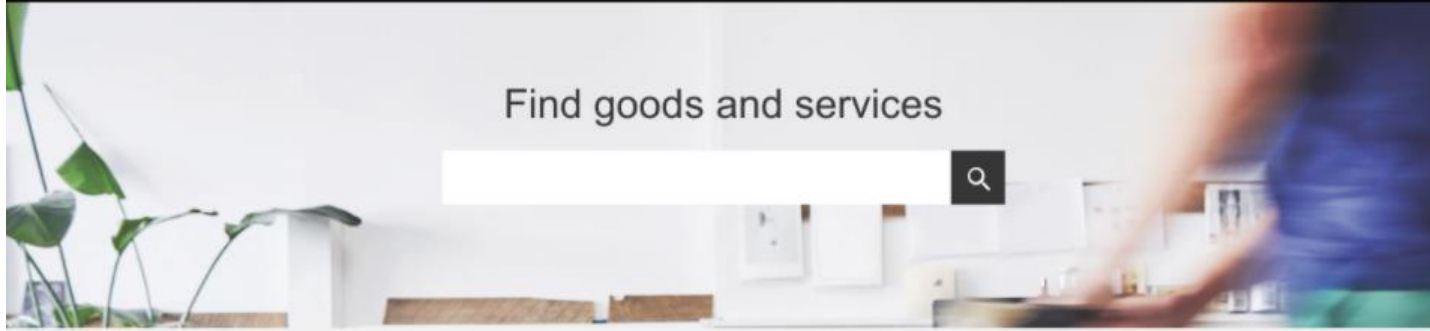
New hire onboarding

\$1,270.37 USD  
Requested 28 days ago

[Order again](#)

- Create list
- Save to My List

Past requisitions and orders can also be added to a list



Find goods and services



Popular

My List[Create new list](#)New hire onboarding Pavilion 23-Inch All-in-One  
Notebook  
Midwestern Labs**\$680.00 USD**[Add to cart](#)[Remove item](#)The MAXXUM Computer  
Backpack  
Stratus IT Supplier**\$43.47 USD**[Add to cart](#)[Remove item](#)NOTEBOOK SPIRAL Science  
8.5in X 11in  
VWR International - US - EDI - T**\$15.27 USD**[Add to cart](#)[Remove item](#)Weighted Beaker/Flask  
Holder, Electron Microscopy  
VWR International - US - EDI - T**\$105.02 USD**[Add to cart](#)[Remove item](#)Microsoft Wireless Optical  
Mouse  
Stratus IT Supplier**\$43.47 USD**[Add to cart](#)[Remove item](#)Office supplies Slicky Notes. 12 pads in a  
pack. (multiple options avail...  
Stratus Manufacturing Supplier**\$15.62 USD**3M™ Scotch 810 Magic  
Tape  
VWR International - US - EDI - T**\$43.47 USD**Weighted Beaker/Flask  
Holder, Electron Microscopy  
VWR International - US - EDI - T

Earlier version from January 17, 2018

Under 'My List' users can review the current lists, edit their current lists or create a new list.



## Xperia Z2 A true waterproof smartphone

Best Staffing Inc. (AN - ACP FT)

★★★★☆ (5)

### Product description

Similar to the devices under the Sony Xperia Z series, the Xperia Z2 has an "Omni-Balance", according to Sony, which is focused on creating balance and symmetry in all directions. The phone comes with the same aluminium frame as its predecessor. It also features tempered glass on the front and back with an aluminium power button placed on the right hand side of the device

Available in **10 day(s)** Supplier part no. **xperia\_z2**

**399.99 USD** / ea

Quantity

Minimum order quantity 2  
You must order in multiples of 2

### Pricing options

Quantity of 2 - 4 399.99 USD / ea	Quantity of 5 - 9 359.99 USD / ea
--------------------------------------	--------------------------------------

Add to cart

Add to list

Items can be added to a favorites list by viewing item details and selecting 'Add to list'. Items can be added to a current list or a new list can be created on the fly.

### Request for quote

Creative advertising form  
Use this form for all your creative Advertising wants

Title \*  Estimated price \*  USD ▾

Respond by date \*

Project size:  Advertising Channel:

Select Commodity:  Target audience:

Target region:  Ad Materials:

Currency Selection:  Templates for Paid Search: [Creative\\_Advertising\\_Template.xlsx](#)

Suppliers Supplier category: Market research Supplier location: ALL

Supplier	Contacts	Action
		<input type="button" value="Choose"/>
		<input type="button" value="Choose"/>
		<input type="button" value="Choose"/>

[See more suppliers](#)

Ad-hoc and sourcing request can also be added to a favorites list by viewing item details and selecting 'Add to list'. Items can be added to a current list or a new list can be created on the fly.

# Planned Features

## Operational Procurement

### Guided Buying

1. Support for approval tasks from SAP Ariba Strategic Sourcing and Supplier Management solutions\*

### Core Procurement

1. Enhancements to resending purchase orders
2. Provide support for warning messages from external systems in Validate and Enrich APIs
3. Visibility of correct customer and delivery address in receipts
4. Ship Notice generation based on delivery location\*
5. PDF attachment option for order routing methods
6. Override default order routing based on extrinsic Transaction Category Type
7. Support for custom privacy policies

# Planned Features

## Operational Procurement

### Catalogs and Spot Buy

1. New Spot Buy data enricher format
2. Enable edit for restricted item requests

### Purchasing and Invoicing

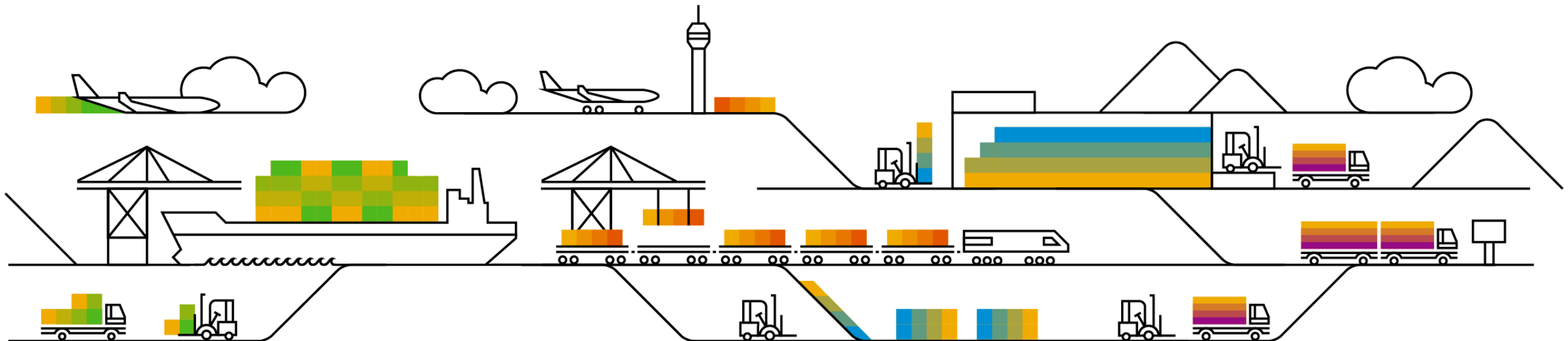
1. UAE VAT eInvoicing\*
2. Include line level ship notice reference in reconciled invoices

### Payables

1. AribaPay EFT for Light Accounts\*

# SAP Ariba Solutions for Direct Spend

Excel upload/download for Forecast and Supplier Managed Inventory reports





# Feature at a Glance

## Introducing: Excel upload/download for Forecast and Supplier Managed Inventory reports

Ease of implementation  Low-touch/simple  
Geographic relevance  Global

### Customer challenge

- Forecast and SMI involves mass processing of data
- Customers wanted flexibility to have excel interface for better usability

### Meet that challenge with **SAP Ariba**

- Ariba Network will allow buyers and Suppliers to Upload and Download SMI, Inventory and time series data
- Ariba Network will allow buyers and Suppliers to Download Forecast data

### Experience key benefits

- With Excel upload/download for forecast and supplier-managed inventory reports, suppliers can download and upload excel mass data for forecast commitments or for supplier-managed inventory planned shipments.
- Buyer users also can download forecast and SMI excel documents.

### Solution area

SAP ARIBA Supply Chain Collaboration

### Implementation information

Feature is ON by default for customers. Customers can configure the settings as required

### Prerequisites and Limitations

None



# Planning Views

Buyer with authorization to the Settings page can perform the following tasks

- Display and configure the default planning Views based on Business requirements.
- Enable views for Excel for Upload and Download functionality

The Required Authorization object for settings page

Planning Settings Authorization

Access to settings and configuration for planning page

---

Changes to Planning Views will impact both the Buyer and Supplier Views.

# Planning View – Access Settings Page

Login in as Buyer.

Select the Menu Planning -> Planning Collaboration ->Settings icon

Inventory Collaboration



▼ Search filters

Supplier	<input type="text"/>	Line of business	<input type="text"/>
Customer part no.	<input type="text"/>	Product family	<input type="text"/>
Supplier part no.	<input type="text"/>	Product subfamily	<input type="text"/>
Location	<input type="text"/>	Internal program code	<input type="text"/>
Planner code	<input type="text"/>	Program code	<input type="text"/>
Part category	<input type="text"/>	Part type	<input type="text"/>

Show parts with inactive status

« Page 1 »

						Stock on hand							
Supplier	Customer part no.	Customer location	Lead time	Part status	Last customer update	Quantity	Status	Min. stock	Max. stock	Unit	Projected Stock - 10 weeks	Process Type	
Smart Tech	BP_SMI_TST0	Werk 0001	7	active	17 Aug 2017 6:00:17 AM	100	<u>Below minimum</u>	240	350		■■■■■■■■■■		<a href="#">Details</a>
Smart Tech	DICE-DP-0500	Werk 0001	7	active	17 Oct 2017 9:55:03 AM	190	<u>Above maximum</u>	100	160	EA	■■■■■■■■■■		<a href="#">Details</a>
Smart Tech	DICE-DP-0600	Werk 0001	0	active	17 Oct 2017 9:55:03 AM	180	<u>Below minimum</u>	200	300	EA	■■■■■■■■■■		<a href="#">Details</a>
Smart Tech	DICE-DP-0700	Werk 0001	0	active	17 Oct 2017 9:55:03 AM	9702	<u>Above maximum</u>	350	400	EA	■■■■■■■■■■		<a href="#">Details</a>
Smart Tech	II-14415	Werk 0001	21	active	26 Jul 2017 6:57:38 AM	164795	<u>On track</u>	0	0	PCE	■■■■■■■■■■		<a href="#">Details</a>

# Planning View – Access Settings Page

← Planning settings

General Manage views

Click on Manage Views

Configure stock-on-hand calculation.

### Stock types

Type of stock to be included in the calculation

Unrestricted	Included	Consignment unrestricted	Included
Quality	Included	Consignment quality	Included
Blocked	Included	Consignment blocked	Included
Subcontracting	Included	In transit	Included

# Planning Views – Default Views for SMI and Forecast

< | Planning settings

General

**Manage views**

Replenishment orders

Manage key figures appearing in different views.

## Views

View name	Type	UI enabled	Excel enabled	Actions
Aggregated forecast across locations	Forecast		✓	<a href="#">View</a> <a href="#">Edit</a>
Forecast view	Forecast	✓	✓	<a href="#">View</a> <a href="#">Edit</a>
Supplier managed inventory view	Supplier managed inventory	✓	✓	<a href="#">View</a> <a href="#">Edit</a>
Supplier managed replenishment view	Replenishment	✓		<a href="#">View</a> <a href="#">Edit</a>

# Buyer Settings - Excel based Views

< | Planning settings

General **Manage views** Replenishment orders

Manage key figures appearing in different views.

## Views

View name	Type	UI enabled	Excel enabled	Actions
Aggregated forecast across locations	Forecast		✓	<a href="#">View</a> <a href="#">Edit</a>
Forecast view	Forecast	✓	✓	<a href="#">View</a> <a href="#">Edit</a>
Supplier managed inventory view	Supplier managed inventory	✓	✓	<a href="#">View</a> <a href="#">Edit</a>
Supplier managed replenishment view	Replenishment	✓		<a href="#">View</a> <a href="#">Edit</a>

- Excel View Enabled for Forecast and SMI data
- Excel Enabled Views can be used for Upload and Download of the data
- Buyers can also define if the supplier can see Aggregated View in forecast excel Document

# Download – Inventory and Forecast Excel View

1. In order to Download the Forecast View in Excel, Select Upload/Download Menu option
2. Click the “Create” button to define the Job.
3. In the Pop up for Create Job, select the Job type as “Inventory” or “Forecast”

The screenshot shows the 'Create/Edit Job' dialog box. The title bar reads 'Create/Edit Job' with a close button (X). The form contains the following fields:

- \*Name:
- \*Type:
- Job Search Criteria:**
  - \*Customer:
  - Supplier part number:
  - Buyer part number:
  - Product family:
  - Product sub-family:
  - Location:
  - Program code:
  - Planner code:
  - Part category:
  - Part type:
  - Line of business:
  - \*Time period:

At the bottom right, there are two buttons: 'Cancel' and 'Save'.


The screenshot shows the 'Create/Edit Job' dialog box. The title bar reads 'Create/Edit Job' with a close button (X). The form contains the following fields:

- \*Name:
- \*Type:
- Job Search Criteria:**
  - \*Customer:
  - Supplier part number:
  - Buyer part number:
  - Product family:
  - Product sub-family:
  - Location:
  - Program code:
  - Planner code:
  - Part category:
  - Part type:
  - Manufacturing type:
  - Line of business:
  - \*Time period:

At the bottom right, there are two buttons: 'Cancel' and 'Save'.

# Download – Forecast View

1. Select Job and Click Run
2. Go to the Download Tab and click on the File to Download.
3. The data will be download in an excel file.

SAP Ariba 																
Ariba Supply Chain Collaboration - Forecast																
Customer ANID	Customer Name	Customer part no.	Supplier part no.	Description	Location	Lead Time	Unit	Last updated	Line of business	Product family	Product subfamily	Internal program code	Key figures	25 Dec 2017	1 Jan 2018	8 J
AN01010821372-T	TechDronix	II-14415	II-14419	Coca Cola light 1L	0001/Werk C	21		2017-12-03T					Order forecast	20	30	
													Cumulative forecast	20	50	
													<b>Forecast commit</b>			
													Cumulative forecast commit	0	0	
													Cumulative commit vs cumulative forecast	-20	-50	
													Previous forecast	20	30	
													Cumulative previous forecast	20	50	
													Cumulative Forecast vs Cumulative forecast	0	0	
													Forecast deviation	-20	-30	
													Forecast change	0	0	

# Download – SMI Planning and Inventory View

1. Select Job and Click Run
2. Go to the Download Tab and click on the File to Download.
3. The data will be download in an excel file.

1																
2																
3																
4	Internal program	External program	Part category	Part type	Manufacturing	Stock on hand	Minimum Stock	Maximum Stock	Unit	Planned acceptance	Key figures	26 Feb 2018	5 Mar 2018	12 Mar 2018	19 Mar 2018	26 Mar 2018
5	J100	Z100	CPU	Electrical C		350	50	300	EA		Gross demand	500	500	500	500	
6											Net demand	500	500	500	500	
7											Order					
8											Planned shipment					
9											In transit	0	0	0	0	
10											Target stock	500	500	500	500	
11											Projected stock	-150	-650	-1150	-1650	-
12											Minimum stock	200	700	1200	1700	
13											Maximum stock	450	950	1450	1950	
14											Shipments					
15											Receipts					
16											Cell value for key f	0	0	0	0	



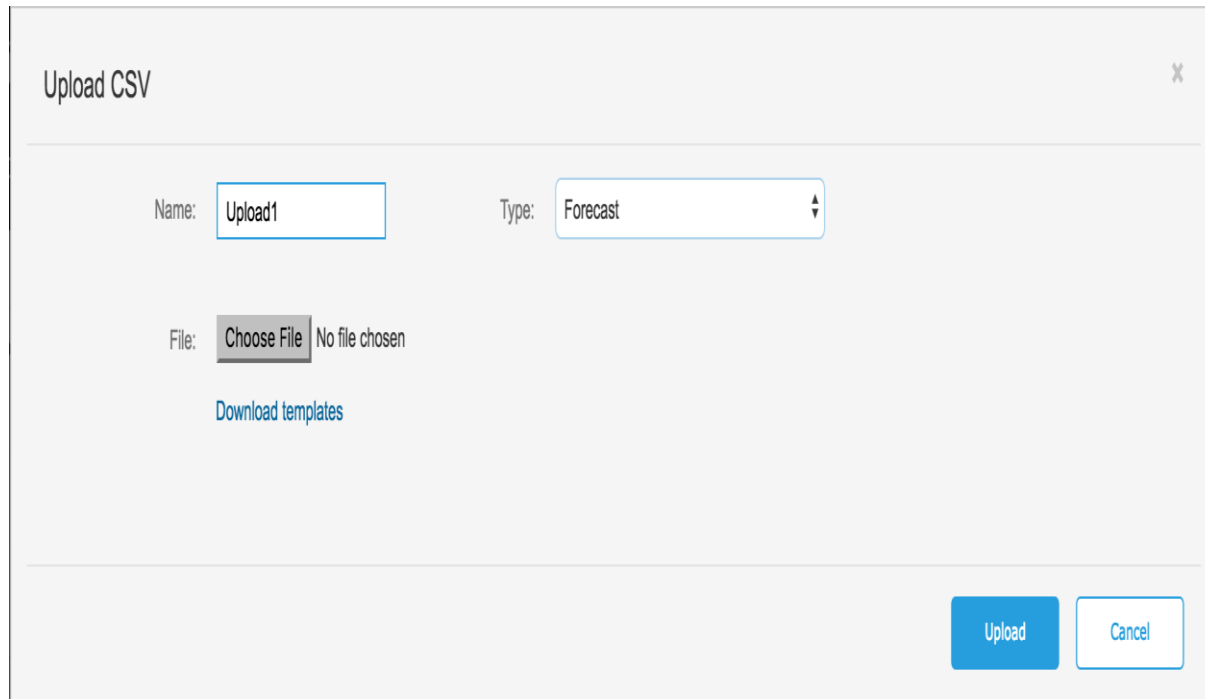
# Download – SMI Inventory View

Additional sub tab in excel to show Inventory data.

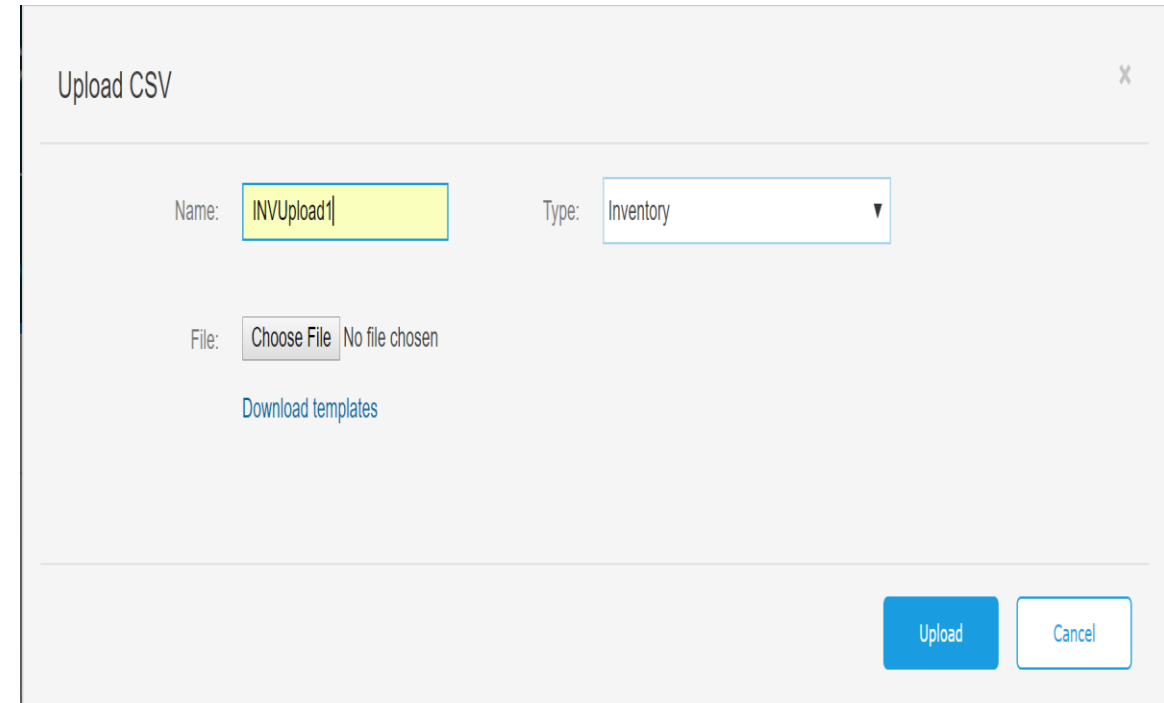
SAP Ariba																							
Ariba Supply Chain Collaboration - Inventory Details																							
Customer ANID	Customer Name	Custom er part	Supplier part no.	Descript ion	Location	Location Name	Lead time	Last updated	Line of business	Product family	Product subfamil	Internal program	External program	Part category	Part type	Manufac turing	Stock on hand	Minimu m Stock	Maximu m Stock	Unrestri cted	Unit	Planned accepta	Blocked
AN02003197109	CSC High Tech Buyer	AX639899:BX387893-	Electrical	F0001	PA - Plant1	10	28 Feb 201	Macx	Macbook f	Macbook f	J100	Z100	CPU	Electrical C		350	50	300	50	EA		5	
AN02003197109	CSC High Tech Buyer	AX639899:BX387893-	Electrical	F0001	PA - Plant1	10	28 Feb 201	Macx	Macbook f	Macbook f	J100	Z100	CPU	Electrical C		350	50	300	50	EA		5	
AN02003197109	CSC High Tech Buyer	AX639899:BX387893-	Electrical	F0001	PA - Plant1	10	28 Feb 201	Macx	Macbook f	Macbook f	J100	Z100	CPU	Electrical C		350	50	300	50	EA		5	
AN02003197109	CSC High Tech Buyer	AX639899:BX387893-	Electrical	F0001	PA - Plant1	10	28 Feb 201	Macx	Macbook f	Macbook f	J100	Z100	CPU	Electrical C		350	50	300	50	EA		5	
AN02003197109	CSC High Tech Buyer	AX639899:BX387893-	Electrical	F0001	PA - Plant1	10	28 Feb 201	Macx	Macbook f	Macbook f	J100	Z100	CPU	Electrical C		350	50	300	50	EA		5	
AN02003197109	CSC High Tech Buyer	AX639899:BX387893-	Electrical	F0001	PA - Plant1	10	28 Feb 201	Macx	Macbook f	Macbook f	J100	Z100	CPU	Electrical C		350	50	300	50	EA		5	
AN02003197109	CSC High Tech Buyer	AX639899:BX387893-	Electrical	F0001	PA - Plant1	10	28 Feb 201	Macx	Macbook f	Macbook f	J100	Z100	CPU	Electrical C		350	50	300	50	EA		5	
AN02003197109	CSC High Tech Buyer	AX639899:BX387893-	Electrical	F0001	PA - Plant1	10	28 Feb 201	Macx	Macbook f	Macbook f	J100	Z100	CPU	Electrical C		350	50	300	50	EA		5	
AN02003197109	CSC High Tech Buyer					10	13 Feb 201									0				0	KGM		

# Upload – SMI and Forecast Excel View

1. Select Upload Tab
2. Select the Upload Type – Forecast or Inventory and name for the Upload job
3. Choose the File to be Uploaded.



The screenshot shows the 'Upload CSV' dialog box. The 'Name' field contains 'Upload1' and the 'Type' dropdown is set to 'Forecast'. Below the fields, there is a 'File:' label, a 'Choose File' button, and the text 'No file chosen'. A blue link 'Download templates' is visible below the file selection area. At the bottom right, there are 'Upload' and 'Cancel' buttons.



The screenshot shows the 'Upload CSV' dialog box. The 'Name' field contains 'INVUpload1' and the 'Type' dropdown is set to 'Inventory'. Below the fields, there is a 'File:' label, a 'Choose File' button, and the text 'No file chosen'. A blue link 'Download templates' is visible below the file selection area. At the bottom right, there are 'Upload' and 'Cancel' buttons.

The Uploaded file can be viewed with the status in Upload tab and the log file is generated as well.

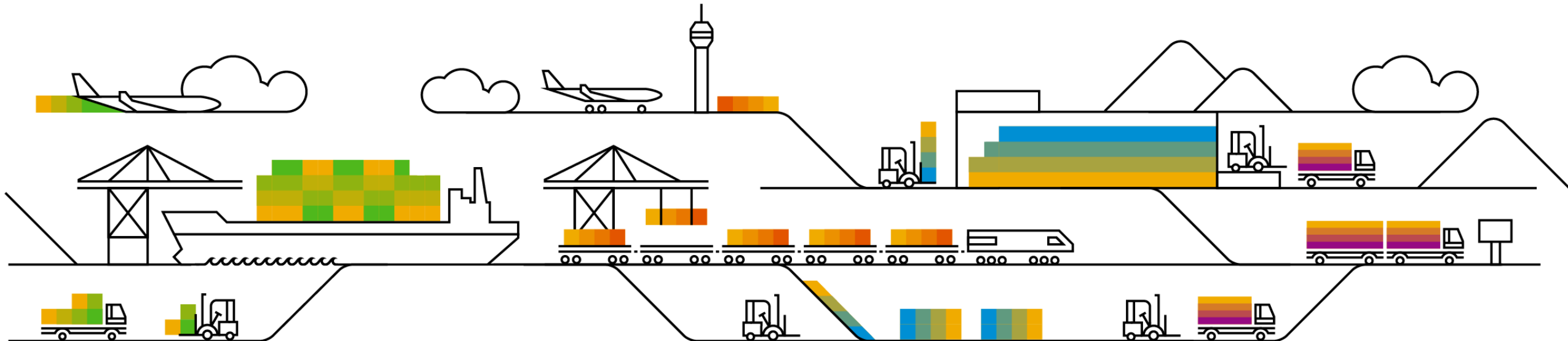
# Planned Features

## SAP Ariba Solutions for Direct Spend

### Supply Chain Collaboration

1. Manufacturing type field to filter forecast and build priority views

# Technology Forms: Forms improvements and data privacy



# Feature at a Glance

## Introducing: Forms Builder Usability Enhancements and Data Privacy Requirements

Ease of implementation



Low-touch/simple

Geographic relevance



Global

### Customer challenge

The newly designed UI allows for a better overall user interaction with several features that add value for customers. The new responsive and modern UI allows users the flexibility to configure the different panels for a better view of the workspace and optimizes for streamlined design and test approach.

### Meet that challenge with **SAP Ariba**

New Tabs for Test and design allows for a more streamlined approach to easily allow users to test form functionality as they are designing the Form. Ability to mark data as Personal complies with the new GDPR requirement on data privacy.

### Experience key benefits

- User interface changes in the new design include:
- New and improved form selection section now available on the top section of the forms builder with enhanced search capabilities
  - Approval workflow added on the Design tab
  - New Test tab for testing your form design
  - Data table widget enhancements
  - Ability to mark personal data in form designs

### Solution area

This feature is available in:

- SAP Ariba Buying and Invoicing
- SAP Ariba Buying
- SAP Ariba Invoice Management
- SAP Ariba Contract Invoicing
- SAP Ariba Catalog

### Implementation information

This feature is enabled for all customers with the applicable solutions and is ready for immediate use.

### Prerequisites and Limitations

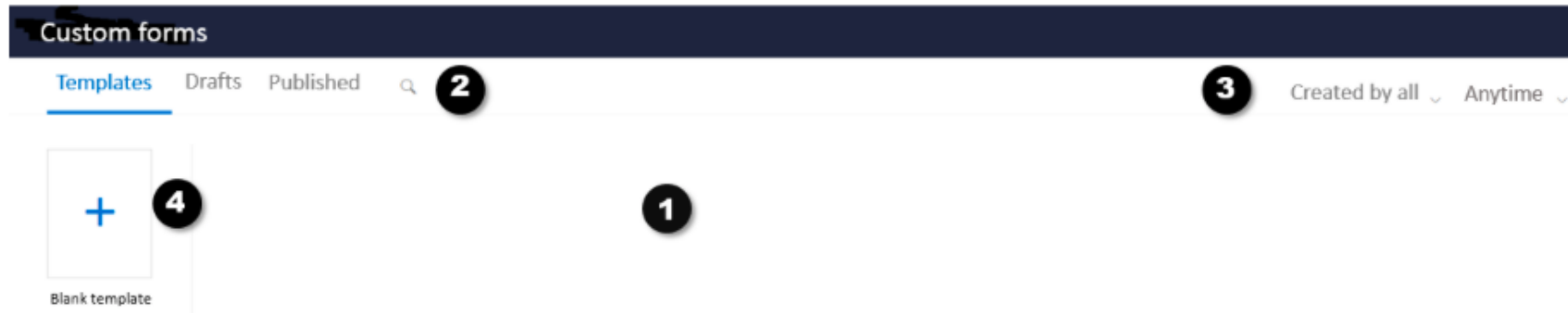
On the Test tab, when testing your form design in the requester's view, you cannot change the Locale and Currency fields. You can't change any fields in the approver's view of the form. When testing the form design, if you choose the approver group, the first approver from the group is selected by default. You can only test the form design for the first approver in a group. You cannot test your form design for other approvers in the group.

## Feature at a Glance

### Introducing: Forms Builder Usability Enhancements and Data Privacy Requirements

#### New and improved form selection section

Responsive UI with configurable panel sizing



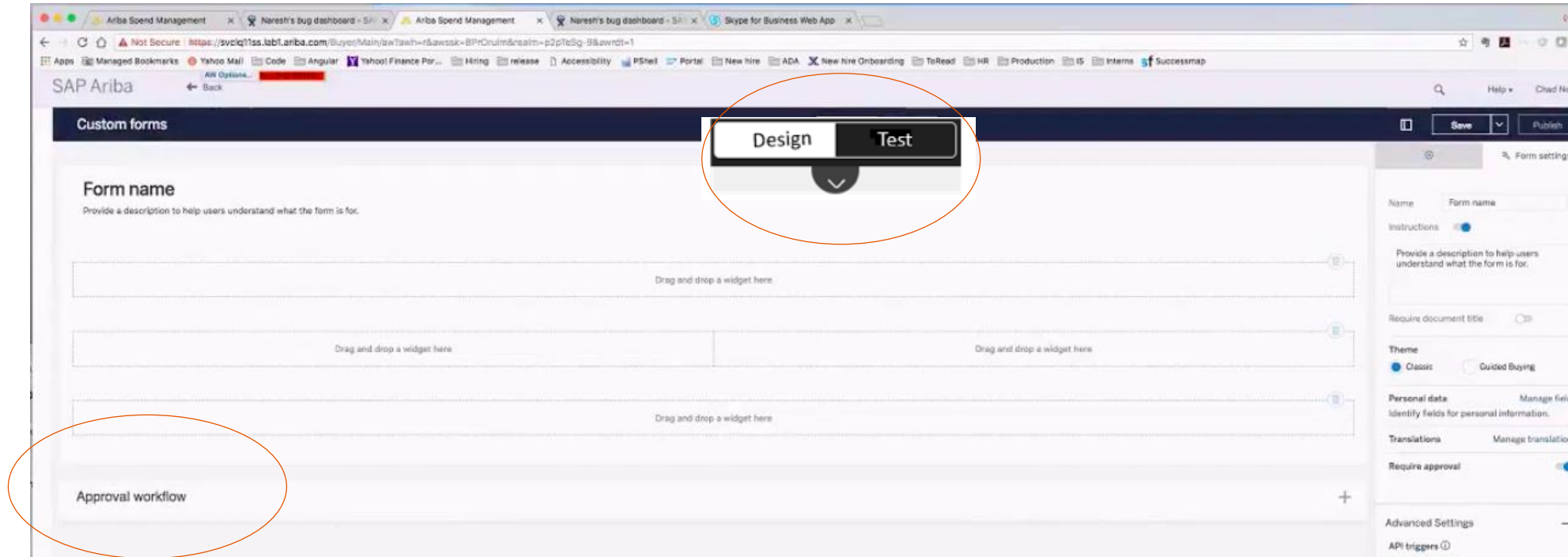
### Detailed feature information

The new UI panels allows for flexibility in the use of screen real estate so to improve your design workspace. Users can use the different panels and size them as they want or even collapse. The text following the figure explains each area of the new forms selection section.

1. The form designer top section shows templates, drafts, and published forms. Click the respective link to view available templates, drafts, and published forms.
2. You can search for a template, draft, or any published form in the top section by its title in the search field.
3. Narrow down your search results using the filter options based on who created the form design and the time when the form was created.
4. You create a form design from the **Blank template**.

# Feature at a Glance

## Introducing: Forms Builder Usability Enhancements and Data Privacy Requirements New Design and Test Tabs



Click the down arrow attached to the **Design** and **Test** tabs to go to forms selection section to view existing templates, drafts, and published forms.

With the new '**Test**' tab, it allows users to test any conditions at the field level before publishing the form. This makes for a clean and easy navigability. As you are designing the form, you are able to quickly test out any conditions you create in the form. Compared to earlier design where you had to publish and activate the form and then be able to test it.

The *Approval workflow* process of design and test follows the same approach

# Feature at a Glance

## Introducing: Forms Builder Usability Enhancements and Data Privacy Requirements

### Data table widget enhancements

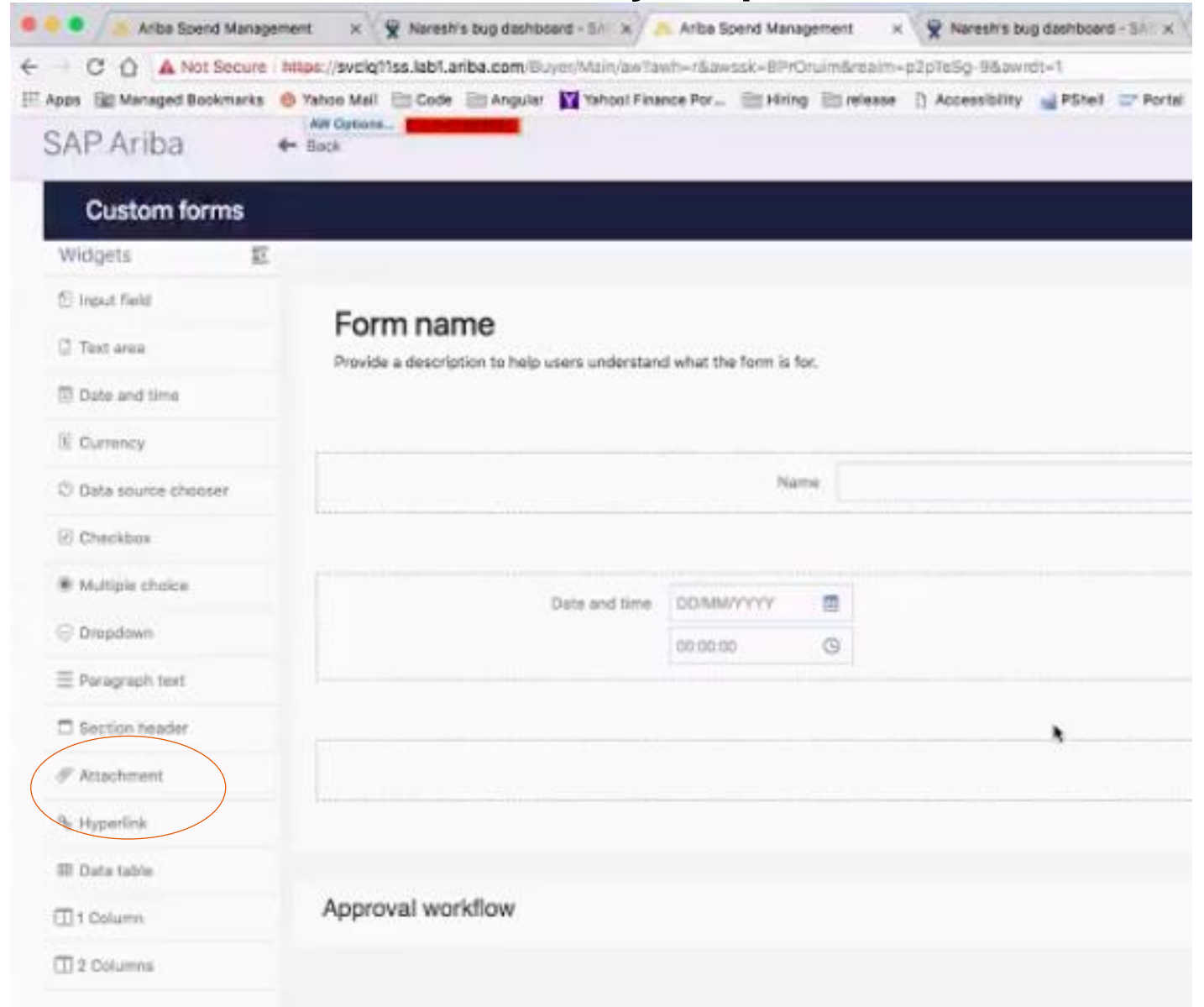
The data table widget includes a new column type for 'Attachments'.

Users can upload files in the Attachment column before submitting form documents.

When you select the Attachment column, the table on the left side shows the Upload file button as an indicator. In the Attachment columns, users can upload a single file in each row. The maximum size for a single attachment is 10 MB.

The supported file types are: *BMP, CAD, DOC, DOCX, GIF, JPG, JPEG, MPEG, MSG, PDF, PNG, RTF, TIF, TXT, WAV, XLS, XLSX, EML, and ZIP.*

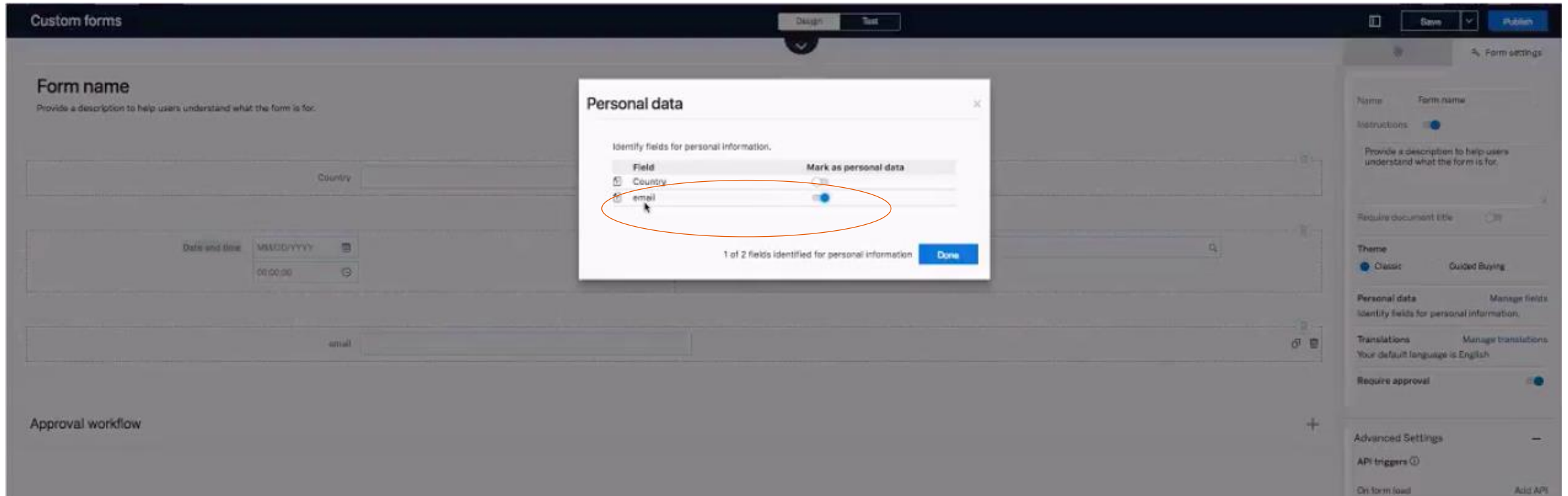
When user creates a form document that includes a table that has an attachment column, the corresponding row shows the Upload file button. Users can click Upload file to open a window, choose a file to upload, and click Done.





# Feature at a Glance

## Introducing: Forms Builder Usability Enhancements and Data Privacy Requirements Ability to mark personal data in form designs

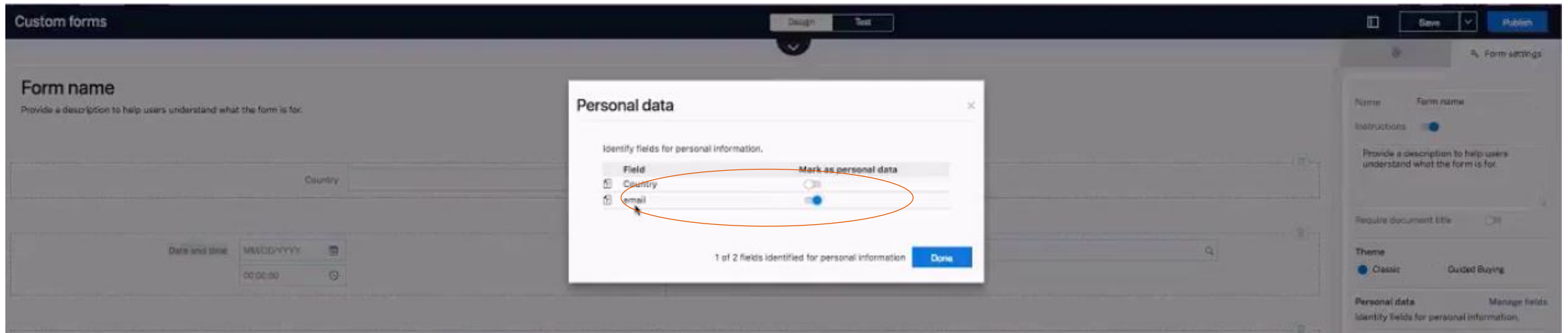


The **Form settings** tab for each form design includes the **Personal data** section. In this section, the **Manage fields** link opens a window that identifies all fields for personal information. The form widgets that include this option are: **Input field**, **Text area**, **Checkbox**, **Dropdown**, and **Multiple choice**. Fields identified as personal data will be stored encrypted in the database.

## Feature at a Glance

### Introducing: Forms Builder Usability Enhancements and Data Privacy Requirements

#### Ability to mark personal data in form designs



To update the personal data setting of existing fields, create a new version of the published form. When you revise a published form to the original version, you can't change the personal data setting of existing fields, but you can mark new fields as personal information.

The audit log in the Forms and Extensions Manager workspace records operations on personal data fields. When a user submits or deletes a form document that includes personal information, the audit log file is updated. When a user updates the personal data or downloads an attachment, those events are also logged in the audit log. Administrators can download the audit log file for auditing purposes.

In Ariba Administrator, the Download audit log link lets administrators download the audit log file.

When you export form documents in Ariba Administrator (by choosing Actions Report), if the documents include personal data fields, the CSV export file includes those fields.

# Planned Features

## Technology

### Platform

1. Access to SAP Ariba REST APIs extended to sites in China

# General Information **Session Materials**

Recordings and presentations will be posted on the Release Readiness tab/tile in Ariba Connect. See the Release Feature Content section on the left side of the page for detailed information. Visit the Archive Page link for prior release content.

## Release Readiness

### Release Feature Content

Solutions	Mandatory		
	Impact	No Impact	Optional
Strategic Procurement	0	9	2
Operational Procurement	0	14	2
SAP Ariba Solutions For Direct Spend	0	2	0
Platform & Technology	0	1	0

#### ▸ Strategic Procurement

#### ▸ Operational Procurement

#### ▸ SAP Ariba Solutions for Direct Spend

#### ▸ Platform & Technology

### Previous Release Information

To learn about the features delivered in past SAP Ariba releases, please visit the Release Readiness [archive page](#) to access previous release information organized by product area.

### Release Calendar and Resources

#### Calendar

Activity	Planned Date*
May 2018 Feature Release	5/11/2018
cXML DTD Version 1.2.038 Release	5/11/2018
June 2018 Feature Release	6/08/2018
July 2018 Feature Release	7/13/2018
August 2018 Feature Release	8/10/2018

\*Disclaimer: The release dates above reflect current SAP Ariba planning. A notice confirming the release dates will be sent 10 business days prior to each monthly release. SAP Ariba may change the release schedule at any time without notice and assumes no responsibility for errors or omissions.  
Last updated: April 27, 2018

#### Resources

#### Feature List

Use the drop-down menus on the left for details on the planned new features coming with the May 2018 release.

Please note: For features without attached KT materials, details are available in the release guides.

#### Release Guides

Details on the new features planned for the April 2018 release are available now by clicking the links below.

- [SAP Ariba Applications May 2018 Release Guide](#) (Pre-Release)
- [Ariba Network May 2018 Release Guide](#) (Pre-Release)

#### Feature Question & Answer Webinar

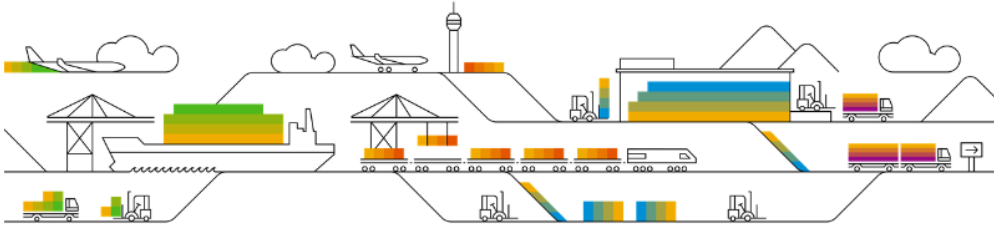
The Feature Question and Answer webinars provide an opportunity to ask questions about the planned new features coming in the next release.

The Q&A session for the May 2018 release is scheduled for **Thursday, May 3, 2018**. Use the link below to register for this event.

# Historical release information **Archive page**

Prior release materials grouped by product/solution area for quick reference.

Listed in chronological order of most recent to oldest update from top to bottom of page.



This page includes links to information on features delivered in previous SAP Ariba releases.

Release Guides for past applications releases can be accessed [here](#).

Release Guides for past Ariba Network releases can be accessed [here](#).



## Strategic Procurement

Supplier management and risk [2018](#) [2017](#)  
Sourcing, contracts and spend analysis [2018](#) [2017](#)



## Operational Procurement

Buying and invoicing [2018](#) [2017](#)  
Guided buying [2018](#) [2017](#)  
Catalog and spot buy [2018](#) [2017](#)  
Payables 2018 [2017](#)



## Solutions for Direct Spend

Supply chain collaboration [2018](#) [2017](#)  
Sourcing for direct spend [2018](#) [2017](#)



## Platform & Technology

Core platform [2018](#) 2017  
API [2018](#) 2017

## SAP Ariba Customer Readiness Resources 2018 Releases:

### sourcing, contracts, & spend analysis

This page includes a list of features delivered in the 2018 calendar year for SAP Ariba Sourcing, Contracts, and Spend Analysis customers. Detailed information on all features can be found in the release guides and other documentation located on SAP Ariba Connect. Supplemental knowledge transfer materials are available for some features. Click the play or PDF icons to access the materials.

For additional information on the monthly release model see the About Release Readiness link on the Release Readiness tile of SP Ariba Connect.

### April

<b>Update Material Master items in CLID from sourcing award</b> With this solution users should be able to update line items into a CLID from a Sourcing Award.	Mandatory		SAP Ariba Contracts SAP Ariba Sourcing
<b>Append or update line items in contracts from a sourcing award without manual amendment of the contract workspace</b> This feature will ensure that line items from a sourcing award can be updated or amended in to a contract without manually changing the status of the workspace.  With this solution, all contracts - draft, draft amendment and published contracts will be listed from the sourcing award. When a user selects a published contract, application will create Price Update Amendments automatically, update the contract line items document by adding or updating line items, then close the amendment.	Mandatory		SAP Ariba Contracts SAP Ariba Sourcing
<b>Control the deletion of line items from a Contracts Line Item Document (CLID)</b> This feature provides users the option to disable line items in the CLID thus preventing further edits while retaining the line item on the User Interface(UI) for future reference.	Mandatory		SAP Ariba Contracts

### March

<b>Read-Only Terms in Line Items</b> With this feature, customers can make terms of line items in sourcing and contracts as read-only. <b>Note: Though listed on this page and in the release guide, this feature was not made available with the March 2018 release. It is planned to be available with a later release.</b>	Mandatory		SAP Ariba Sourcing SAP Ariba Contracts
---	-----------	--	---

# Thank you.

Contact information:

**Rob Jones**

Sr. Director. Solution Management

Washington, DC, USA

[robert.jones02@sap.com](mailto:robert.jones02@sap.com)

Twitter @RobJonesDC