



SAP Ariba 

Feature at a glance

Support for custom privacy policies

Gita Kapur, SAP Ariba
Target GA May 2018

CONFIDENTIAL

 **Run Simple**

Feature at a Glance

Introducing: **Support for custom privacy policies**

Customer challenge

Support for custom privacy policies

Customers now have the option to configure privacy policies that their users see and the actions at first time user login. This allows for customization of the privacy policy which might be specific to negotiated contractual terms.

Solution area

SAP Ariba Network

Meet that challenge with **SAP Ariba**

SAP Ariba allows you to configure the Privacy Statement popup that appears at first login. Organizations can link to their own privacy policy, link to the SAP Ariba Privacy Statement, or omit the privacy policy link and the consent prompt altogether. SAP Ariba provides this feature to offer customer administrators more control over privacy-related messaging presented to users, because there are varying regional legal approaches to privacy statements and consent requirements.

Implementation information

This feature is on by default for all customers and ready for immediate use.
No action required.

Experience key benefits

Regulatory compliance per GDPR requirements.

Prerequisites and Limitations

NONE

Feature at a Glance

Introducing: **Support for custom privacy policies**

Detailed feature information

There are three options for sub users who first login:

- **No privacy notice (only show cookie notice)**
- **SAP Ariba privacy notice**
- **Customer privacy notice**

In all three cases, the review/acceptance action is logged – (for no privacy notice, we log that sub user reviews cookie notice); only Ariba Admin have access to the log.

Footer will always show SAP Ariba Privacy link. but when customer privacy notice is selected, the customer's privacy link is placed on a separate line in order to make it more visible.

Feature at a Glance

Introducing: **Support for custom privacy policies**

Detailed feature information

There are 2 parameters that need to be configured. To configure these parameter,

- Login to Ariba Network using master account
 - Buyer: Click on ADMINISTRATION > Configuration > Company Profile
 - Supplier: Click on Company Settings > Company Profile
- Select “**Custom Privacy Statement**” in “**Privacy Statement Chooser**” dropdown and “**Custom Privacy**” will appear

Website:

Public Profile: <https://svcdev3.ariba.com/Discovery.aw/ad/profile?key=AN12000000238> | [Customize URL](#)

Privacy Statement Chooser:

Custom Privacy: | [Update URL](#)

- Click on “Update URL” next to “Custom Privacy”, input new url, and Save

Feature at a Glance

Introducing: **Support for custom privacy policies**

Parameter : Privacy Statement Chooser

Description: This parameter determines whether users are prompted to accept privacy statement when they first log in and determines which privacy statement link is provided: a link to the Ariba Privacy Statement or a link to organization's custom privacy statement or none.

SAP Ariba Privacy Statement – Provides the link to the SAP Ariba Privacy Statement and prompts the user to accept it. Acceptances are recorded.

Custom Privacy Statement – Provides the link to your organization's custom privacy statement, as set by the parameter Custom Privacy. Acceptances are recorded

No Privacy Statement – Does not prompt users to accept a privacy statement when they first log in.

Default value: SAP Ariba Privacy Statement

Feature at a Glance

Introducing: **Support for custom privacy policies**

Parameter : Custom Privacy

Description: This parameter holds the link to your company's privacy statement. If "Custom Privacy Statement" is chosen from the previous parameter, a well formed url is required

Feature at a Glance

Introducing: **Support for custom privacy policies**

Parameter : Privacy Statement Chooser - if “**SAP Ariba Privacy Statement**” is chosen, the link to SAP Ariba Privacy Statement will be shown during sub users first login

The screenshot shows the SAP Ariba Network interface. At the top left is the 'Ariba Network' logo. In the top center, there is a navigation menu with 'AW Options...' and a red error message: 'FULL PAGE REFRESH: Non iframe request! link target set?'. At the top right, the user is identified as 'Sub User1, limitedAccess, ANID: AN02002359282'. Below the header, the page title is 'Privacy Statement'. There are two buttons: a blue 'Continue' button and a white 'Logout' button with a blue border. The main content area contains a paragraph of text: 'SAP documents its approach to processing of personal data related to use of the Ariba Network in the SAP Ariba Privacy Statement for Cloud Services and, with many customers, a Data Processing Agreement. By checking the following checkbox and clicking Continue, you expressly agree and understand that Your data entered into this system may be transferred to SAP SE, SAP affiliates including Ariba, Inc., and the SAP hosted computer systems (currently located primarily in the U.S.), in accordance with the agreement governing your organization's use of this system, and applicable law.' Below this is a 'Cookies' section: 'Cookies: This site uses cookies to store information on your computer or device. Some cookies are essential to make our site work; others help us improve the user experience or provide added security. By using the site from the device you are using, you are consenting to the placement of these cookies on that device. Read more about our use of cookies in the [SAP Ariba Privacy Statement](#).' At the bottom of this section is a checkbox and the text: 'I have read and agree to allow processing of my personal data as described in the [Privacy Statement](#)'. At the bottom right of the page, there are two buttons: a blue 'Continue' button and a white 'Logout' button with a blue border.

Feature at a Glance

Introducing: **Support for custom privacy policies**

Parameter : Privacy Statement Chooser - if “**Custom Privacy Statement**” is chosen, your company’s privacy statement link will be displayed during sub users first login

The screenshot shows the Ariba Network login interface. At the top, there is a dark blue header with the Ariba Network logo on the left. In the center of the header, there is a red error message: "FULL PAGE REFRESH: Non iFrame request! - link target set?". On the right side of the header, it says "sub user, limited access, ANID: AN02002359282". Below the header, the text "Privacy Statement" is displayed on the left. To the right of this text are two buttons: a blue "Continue" button and a white "Logout" button with a blue border. Below this is a horizontal line. Underneath the line, there is a paragraph of text: "By checking the following checkbox and clicking Continue, you expressly agree and understand that Your data entered into this system may be processed in accordance with the privacy statement designated by the Ariba, Inc Network administrator for your company." This is followed by a "Cookies:" section: "This site uses cookies to store information on your computer or device. Some cookies are essential to make our site work; others help us improve the user experience or provide added security. By using the site from the device you are using, you are consenting to the placement of these cookies on that device. Read more about our use of cookies in the SAP Ariba Privacy Statement." Below this text is a checked checkbox followed by the text "I have read and agree to allow processing of my personal data as described in the Privacy Statement". At the bottom right of the form, there are two more buttons: a blue "Continue" button and a white "Logout" button with a blue border.

Feature at a Glance

Introducing: **Support for custom privacy policies**

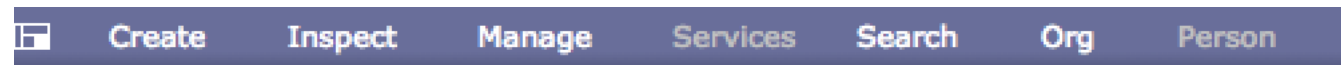
Parameter : Privacy Statement Chooser - if “**No Privacy Statement**” is chosen, only the SAP Ariba cookie statement will be shown during sub users first login

The screenshot shows the SAP Ariba login interface. At the top, there is a dark blue header with the 'Ariba Network' logo on the left. In the center of the header, there are two small boxes: one labeled 'AW Options...' and another with a red background containing the text 'FULL PAGE REFRESH: Non frame request - link target set?'. On the right side of the header, the text 'sub user, limited access, ANID: AN02002359282' is displayed. Below the header, a 'Privacy Statement' dialog is shown. It features a horizontal line at the top, followed by the text 'Privacy Statement' on the left and two buttons, 'Continue' and 'Logout', on the right. Below this, a paragraph of text explains the use of cookies: 'Cookies: This site uses cookies to store information on your computer or device. Some cookies are essential to make our site work; others help us improve the user experience or provide added security. By using the site from the device you are using, you are consenting to the placement of these cookies on that device. Read more about our use of cookies in the SAP Ariba Privacy Statement.' At the bottom of the dialog, there is another horizontal line and two buttons, 'Continue' and 'Logout', identical to the ones above.


Feature at a Glance

Introducing: **Support for custom privacy policies**

Ariba Admin can view user acceptance at User Detail page



User Detail - Buyer Information

This account is currently: Unlocked 

[TOU/TOS Tracking History](#)

Account Type:

Current Status: Enabled **Last Status Changed:**

ANID: AN13000000329 **Name:** -

appendix

Include one icon + bucket term:



Value measure


 high

 medium

 low

Ease of implementation

 high-touch

 some complexity

 low-touch / simple

Regional limitations

 global

 regional

 country-specific

Example:

Ease of implementation  simple

Regional limitations

Value measure