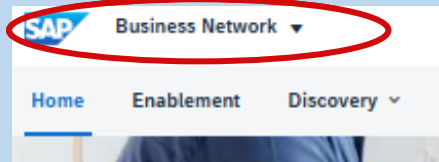


SAP Business Network – promote Catalog Tab

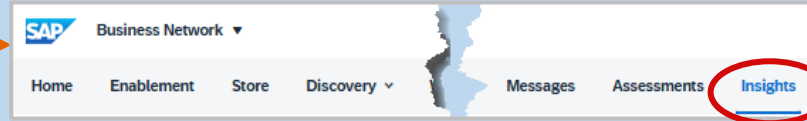


Accessing the Company Profile

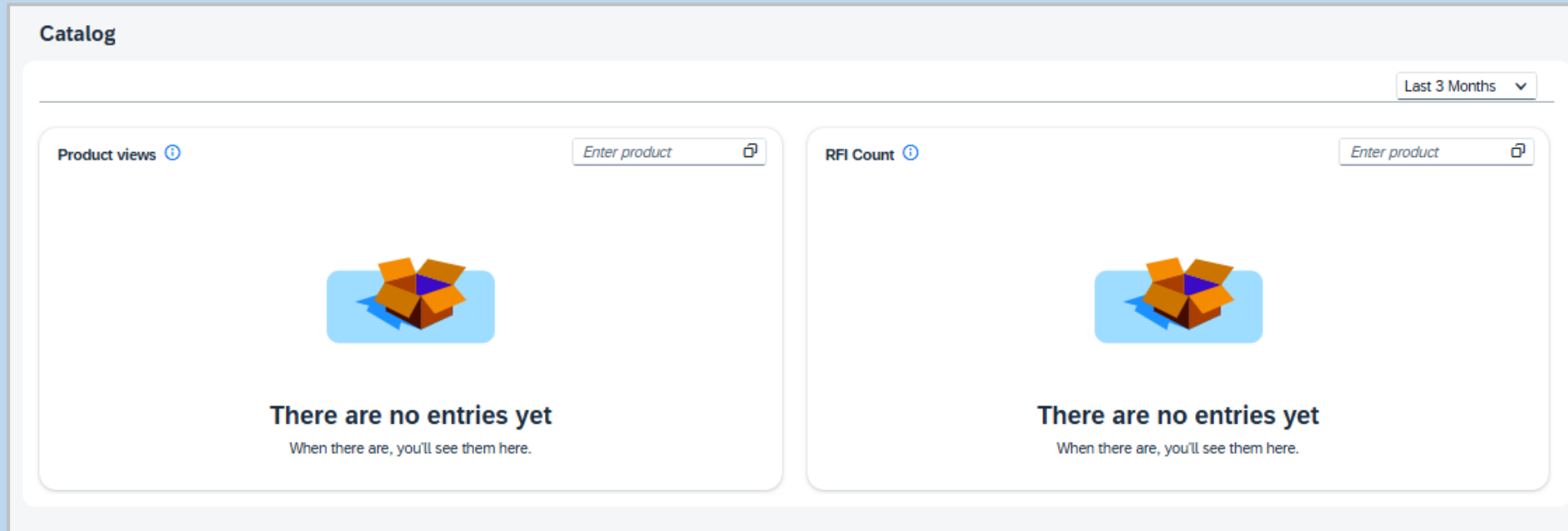
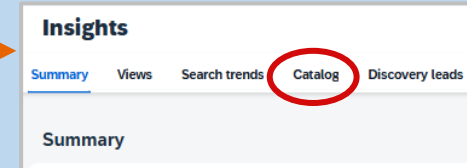
Step 1: Sign In to the SAP Business Network



Step 2: From the home page, click on **Insights**



Step 3: The Insights screen is displayed. Click on **Catalog** or scroll down to **Catalog**



With Promote subscription, you can select a product from your product catalog and view the product views and **Request for Information (RFI)** count in the selected time period.

Suppliers can access the **Product views** widget to display a list of products and identify the type of items that buyers are searching for.

Suppliers can access the **RFI Count** widget to display the list of products and identify the items that potential buyers have reached out to your business about.



Suppliers using network catalogs and have a promote subscription give suppliers an unlimited number of products and services, and allow unlimited edits

Suppliers that do not have a promote subscription can only have 1000 products and services and edits