


Bank and Tax Configurations

SAP
August 21, 2025

Public



Agenda

1 Data Flow from Ariba Supplier Lifecycle and Performance (SLP) to ERP
Sample Bank and Tax Info for different countries


2 Best practices for Bank and Tax
Recommendation and Limitations

3 Configurations for Bank and Tax Data
Parameters/Features, Imports for different files, Regex pattern

4 Demo for Uploading the configuration files and testing the results in questionnaire and
payload

5 Common issues, Knowledge Base Articles (KBA) related to Bank and Tax configuration,
Documentation links

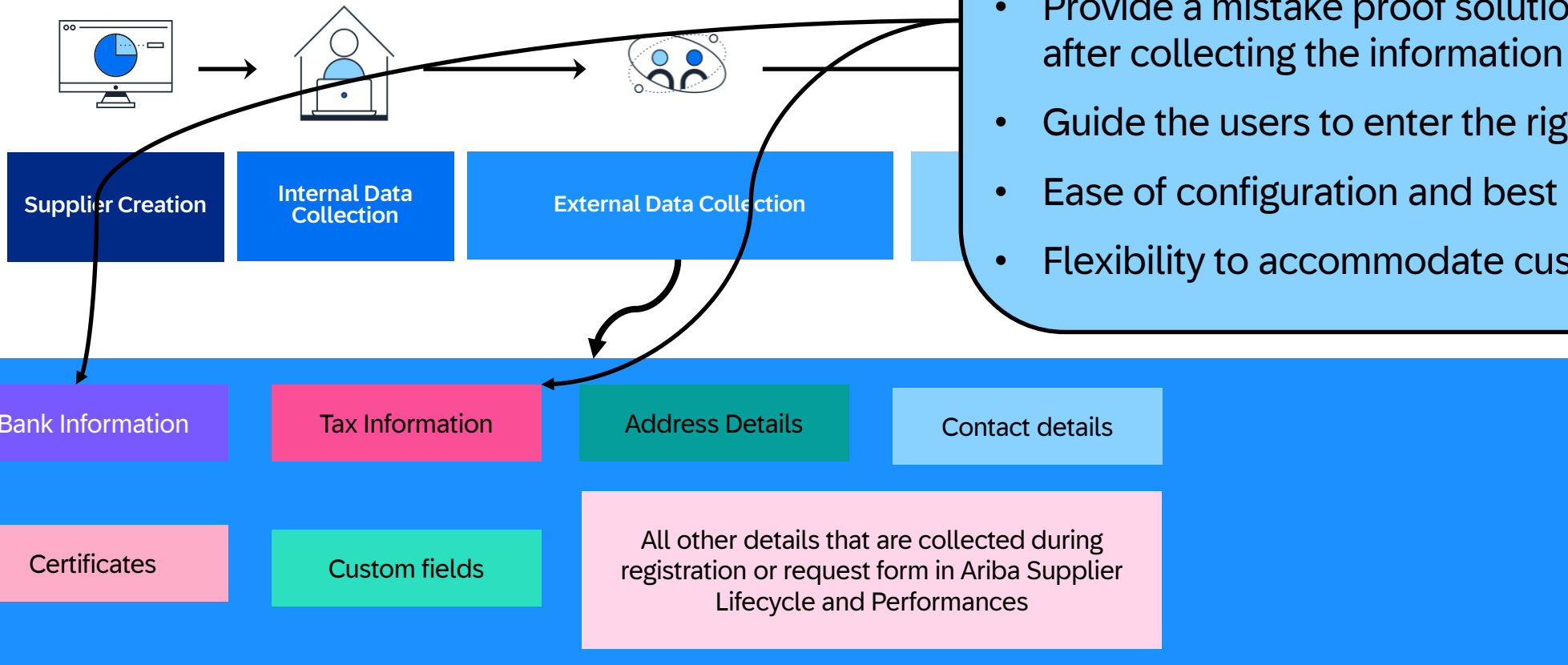
1. Data Flow from Ariba Supplier Lifecycle and Performance (SLP) to ERP & Sample Bank and Tax Info for different countries



Supplier lifecycle and data flow

Different data collected in SLP projects

Problem Statement



- To customize bank and tax information formatting specific to each country.
- To achieve parity of data format between Ariba SLP and ERP
- Provide a mistake proof solution to avoid error after collecting the information
- Guide the users to enter the right format
- Ease of configuration and best practice templates
- Flexibility to accommodate custom requirements


Bank Details for different countries

Bank Information in SLP	India	United States or America	France	Great Britain
Bank Type	Domestic/Foreign	Domestic/Foreign	Domestic/Foreign	Domestic/Foreign
Country/ Region	IN	US	FR	GB
Account Holder Name	ABC Company (Max 60 Chars)	ABC Company (Max 60 Chars)	ABC Company (Max 60 Chars)	ABC Company (Max 60 Chars)
Bank Key/ABA Routing Number	SBIN34567890 (Max 11 Chars)	012345678 (Max 9 Digit Number)	0123456789 (Exactly 10 Digits)	GB1234 (Max 6 Chars)
Account Number	0123456789123 (No Common Format)	01234567891234567 (Max 17 Digits)	01234567891 (Exact 11 digits)	01234567 (Max 8 digits)
IBAN Number	Not Required	Not Required	FR1234657894561231212451231 (27 char with FR+digits)	GB12ABCD12345678901234 (22 Char GB+2 Digit + 4 Upper case + 14 digits)
Bank Control Key	Savings/Checking(Current)	Saving/Checking/Loan/GL	Not Required	Not Required

Tax Info for different countries

Tax Information in SLP	India	United States or America	France	Great Britain
Number of Taxes	2	3	3	4
Tax Code 0 (Always VAT)	Not applicable	Not applicable	VAT	VAT
Tax Number (Sample)	Not applicable	Not applicable	FR7G123456789 (FR+2 Alpha numeric + 9 digits)	GB123456789 (GB+ 9 digits)
Tax Code X	1 for Goods and Service Tax (GST)	2 for Employer ID number EIN	1 for SIRET Number	2 for National Insurance Number
Tax Number X (Sample)	07ABCDE1234F2Z5 (15 Char 2 digit 5+4+1 PAN Number + 1 Digit + 1 Char + 1 digit)	12-123456 (2Digit + 7 Digit)	FR7G123456789 (FR+2 Alpha numeric + 9 digits)	GB123456789 (GB+ 9 digits)
Tax Code X	2 for PAN (Permanent Account Number)	5 for Additional EmployerID number	2 for SIREN Number	3 for Company Registration Number
Tax Number X (Sample)	ABCDE1234F (5 Upper case +4 digits + 1 Upper case)	12-123456 (2Digit + 7 Digit)	FR7G123456789 (FR+2 Alpha numeric + 9 digits)	GB123456789 (GB+ 9 digits)

2. Best practices for Bank and Tax Recommendation and Limitations



Best Practices for Integration of Bank

Recommendations

1. Bank Account answer type questions include a set of predefined fields for collecting bank details. Now, instead of adding individual questions to a questionnaire for each bank detail field, you can simply add the Bank Account answer type question.
2. The integration best practice is to add Bank Account answer type question inside the repeatable sections in the external registration questionnaire as this allows suppliers to provide details for as many bank accounts as they choose.
3. Bank Account questions use the field mapping `vendor.bankInfos` or `vendor.bankInfos[$index]` (for questions in repeatable sections).
4. Don't combine a Bank Account question with individual questions mapped to `vendor.bankInfos` fields in the same questionnaire.
5. The Bank Account component contains a set of predefined field such as - Bank ID, Country, Bank Name, Bank Branch, Bank Address, Account Holder Name, Account Number, Bank Key/Routing Number, IBAN, SWIFT Code, Bank Type, and Bank Account Type.
6. You can also control visibility and optionality of certain Bank Account fields using syntax validation data.

Note:

1. IBAN number and Account Number are always masked so that only users with the Sensitive Data Access group access can see the full numbers. By default, Bank Account questions use a masking pattern of `(.*) (4)`, which masks all but the last four digits of every IBAN or account number. You can edit or remove this masking pattern, but if you remove it entirely, the default masking pattern of `(.*) (4)` still applies.
2. Account Number, Bank Key, IBAN, Account Holder Name will be encrypted in database

Best Practices for Integration of Bank

Limitations:

1. Some fields in **Bank Account** questions, such as the automatically generated **Bank ID** field and the **Country/Region** field, become read-only after an answer is added
 2. You can't add a **Bank Account** question inside a repeatable section and another **Bank Account** question outside of a repeatable section in the same questionnaire.
 3. Without a repeatable section, respondents can't remove/delete bank account.
 4. You can apply a visibility or editability condition to the entire question but can't apply visibility or editability conditions to individual fields in the Bank Account question.
 5. By default, Bank Currency code is not available in the Bank Account question. [Workaround available in Bank Currency](#)
 6. Ariba SLP doesn't support fields like Bank Branch, Street, City, Postal Code by default.
 7. Tax/Bank component answer type is not supported in the self registration supplier request as the values should populate from master data and currently not supported.
- ❑ Note:
 - ❑ User should be part of Customer Administrator or SM Ops Administrator to view Bank Information on ERP Data tab.

Best Practices for Integration of Tax

Recommendations:


1. You can't add a Tax question inside a repeatable section and another Tax question outside of a repeatable section in the same questionnaire. If you are using repeatable section, please use the field mapping `vendor.taxExt` (in single questions) or `vendor.taxExt[$index]` (in questions in repeatable sections).
2. All tax ID fields for the chosen country/region are required by default.
3. To allow respondents to submit a blank answer for a tax field, you can define a validation pattern of (^\$) in your tax metadata CSV.

Limitations:

1. Tax questions currently don't support the collection of personal tax information as defined in your site's tax metadata file. They only support the collection of organization-level tax information.
2. When Revising response tax info cannot be edited partially, but can only delete the whole repeatable section and add from the beginning.
3. Tax info don't support sensitive data masking for tax ID fields.
4. Tax validation pattern will be pulled from tax metadata file, you should not be adding or editing directly in the questionnaire template.
5. **Tax** component answer type is not supported in the self registration supplier request as the values should populate from master data and currently not supported.

3. Configurations for Bank and Tax Data

Parameters/Features, Imports for different files, Regex



Parameters and Features Bank/Tax

Type	Parameter/ Feature	Details	Self-Service	Documentation
Parameter	Application.SM.InitializeBankIDFromOne	SAP Ariba auto-generates unique bank account IDs starting from 0000 (or 0001 if configured), with optional country-specific prefixes.	YES	Start automatically-generated supplier bank IDs with 0001
Parameter	Application.SM.BankIdSize	SAP Ariba generates sequential numerical bank IDs with a maximum length defined by the parameter	YES	Define the length of supplier bank IDs
Feature	SM-9657: Bank Id Enhancement	This feature auto-assigns bank IDs to supplier banks using optional country-specific prefixes, removing the need for suppliers to enter them manually.	NO	SM-9657: Enhancements to supplier bank ID management
Feature	Application.SM.HideBankMasterFields Application.SM.EnableBankComponentVisibility Application.SM.AccountHolderNameMandatory	Specify whether Bank Key/ABA Routing Number, Account Number, and IBAN Number fields are hidden or visible and required or optional based on the selected bank country/region.	YES	Visibility and Optionality of Some Fields In Bank Account Questions
Parameter & Feature	Application.SM.Bank.HideSWIFTCodeinBankAccountQuestions SM-28926-Enable hiding of Swift Code in Bank Account questions	Hides the Swift Code field in Bank Account questions.	NO	Enable hiding of Swift Code in Bank Account questions
Parameter	Application.SM.AccountHolderNameMandatory	To makes the Account Holder Name required for bank accounts in all countries/regions	YES	Make account holder name required in Bank Account questions

Parameters and Features Bank/Tax

Type	Parameter/ Feature	Details	Self-Service	Documentation
Parameter & Feature	Application.SM.Bank.HideSWIFTCodeinBankAccountQuestions SM-28926-Enable hiding of Swift Code in Bank Account questions	Hides the Swift Code field in Bank Account questions.	NO	Enable hiding of Swift Code in Bank Account questions
Parameter	Application.SM.AccountHolderNameMandatory	To makes the Account Holder Name required for bank accounts in all countries/regions	YES	Make account holder name required in Bank Account questions
Parameter	Application.SM.Vendor.LongPartyTaxIDSupported	Ensures that the tax identification type code 5 or greater than 5 is included as the LONG_PartyTaxID element in the BusinessPartner segment of integration messages.	NO	Reference of Configuration Parameters in Supplier Administration
Parameter	Application.SM.Vendor.EnableDefaultTaxMasking	Tax questions are encrypted in the database, and when this parameter is enabled, data in encrypted tax fields is also masked in those areas of the user interface.	NO	1. Describing Supplier Management Configuration Parameters 2. Tax Questions for Collecting Supplier Tax Information
Parameter	Application.SM.Vendor.EnhancedTaxInfo	The default setting of this parameter ensures that this extended tax country/region code isn't overwritten by the country/region in an Address or Extended Address answer.	NO	1. Reference of Configuration Parameters in Supplier Administration

Data import for Bank & Tax

Different Import bank and Tax file types

Task Name	Details	File Name	Link
Import Country-Specific Bank validation fields	To define custom, country/region-specific syntax validation for supplier bank account holder names, account numbers, and bank key or ABA routing numbers, and visible and mandatory flags for account numbers and bank keys or ABA routing numbers.	BankMetadata.csv	Bank Syntax validation
Import Country-Specific Bank IBAN fields	To define custom IBAN validation syntax and visible and mandatory flags.	BankIBANMetadata.csv	IBAN Validation
Import Country-Specific Bank ID Prefix	To define country/region-specific bank ID prefixes	BankIdMetadata.csv	Bank Id Import
Import Country-Specific Bank Control Key	To define custom bank control keys	BankControlKeyMetadata.csv	Bank Control Key Import
Import Country-Specific Tax Fields	To define country/region-specific tax ID fields	SapTaxMetadata.csv	Tax Field
Import Country-Specific Tax Field Translations	To define to define translations for country/region-specific tax ID fields.	SapTaxMetadata.csv	Tax Field Translations

Check Rules

Bank account field validation definitions include fields where you specify which check rule to use during syntax validation using a number between 1 and 8. These numbers correspond to the following check rules:

Check rule number	Meaning of the check rule
1	Maximum length, without gaps
2	Maximum length, numerical values only, without gaps
3	Exact length, without gaps
4	Exact length, numerical values only, without gaps
5	Maximum length
6	Maximum length, numerical
7	Exact length
8	Exact length, numerical

Import Country-Specific Bank validation fields

Import format for OOTB Country-Specific Bank validation fields

When importing the OOTB file, it is required to enter value only for Check Rule and Size. During import process system will automatically generate a regex pattern based on the check rule and size.

AccountHolderNameCheckRule	AccountHolderNameRegex	AccountHolderNameSize
5		60

BankMetadata.csv

AccountNumberCheckRule	AccountNumberMandatory	AccountNumberRegex	AccountNumberSize	AccountNumberVisible
3	Y		17	Y

BankKeyCheckRule	BankKeyMandatory	BankKeyRegex	BankKeySize	BankKeyVisible	CountryCode
6	Y		9	Y	US

Import format for Custom Regex in Country-Specific Bank validation fields

When importing custom regex , it is required to remove values from CheckRule and Size columns. Below is example for AccountHolderName to accept special Characters. Same rule applies for Account number and Bank key when importing custom regex

AccountHolderNameCheckRule	AccountHolderNameRegex	AccountHolderNameSize
	^[a-zA-Z0-9.&\s]{0,60}\$	

BankMetadata.csv

Import Country-Specific Bank IBAN fields

- The International Bank Account Number (IBAN) is a system for identifying bank accounts across national borders.
- This system uses a specific syntax that includes a country code, check digits, and other bank information. In sites that are integrated with an SAP ERP system, integration errors can occur when a supplier synchronized to the ERP system has an IBAN number that doesn't use the required syntax.

CountryCode	IBANFormat	IBANLength	IBANMandatory	IBANRegex	IBANVisible
DE	DE2!n8!n10!n	22	Y	DE\d{20}	Y
SE	SE2!n3!n16!n1!n	24	N	SE\d{22}	Y

BankIBANMetadata.csv

Note: Always make sure that when importing the meta data file, the combination should be either IBAN Number or both Account Number and Bank Key/ABA Routing Number are visible and required for every country/region

Import Country-Specific Bank ID Prefix

- You can define the country/region-specific bank ID prefixes used in automatically generated bank IDs (0000, 0000) for the banks suppliers add as answers to Bank Account questions using a data import task in Ariba Administrator. Country/region-specific bank prefixes are optional.
- Refer self-service configuration parameters Application.SM.BankIdSize (maximum length for BankID), Application.SM.InitializeBankIDFromOne (automatically-generated BankIDs start with 0000 or 0001)

CountryCode	Prefix
US	USD
IN	INR

BankIdMetadata.csv

Import format for Bank Control Key

- A bank control key specifies the type of the supplier bank account, such as savings or checking. Different countries can have different bank control keys
- Bank Control Key dropdown menu shows the bank control keys defined in your site's master data in the format ControlKeyDesc [ControlKeyCode]
- Bank Control Key is always visible and optional, cannot be hidden or made mandatory.

ControlKeyCode	ControlKeyDesc	CountryCode	UniqueName
10	Savings Account	US	CTRL010
11	Loan	US	CTRL011
12	General Ledger	US	CTRL012
13	Checking Accour	US	CTRL013

BankControlKeyMetadata.csv

Note:

- The following fields are standard bank type and not customizable: Bank Type, Country/Region, Bank Name, Bank Branch, Street, City, State/Province/Region, and Postal Code.
- Ariba does not support changes to their visibility, label, length, or required/optional status. These fields are always visible and optional by default.

Import Country-Specific Tax Fields & Translations

Import Country-Specific Tax Fields: SapTaxMetadata.csv

- All tax ID fields for the chosen country/region are required by default. To allow respondents to submit a blank answer for a tax field, you can define a validation pattern of (^\$). For example, either of the following patterns allows the supplier to submit either a blank answer or an answer with a length of 10: (^\$)|(^d{10}\$) or (^d{10}\$)|(^\$).

SapTaxMetadata.csv

CountryCode	IsOrganization	RegexPattern	SampleFormat	TaxCode	TaxName	UniqueName
DE	Yes	^DE\d{9}\$ ^EU	Germany: VAT Registration Number	0	DE123456789:EU	DE0
DE	Yes	^DE\d{9}\$ ^EU	Germany: Income Tax Number	1	DE123456789:EU	DE1

Import Country-Specific Tax Fields Translations: SapTaxMetadata.csv

SapTaxMetadata.csv

CountryCode	IsOrganization	RegexPattern	SampleFormat	TaxCode	TaxName	UniqueName	Language
DE	Yes	^DE\d{9}\$ ^EU	Umsatzsteuer-Identifikationsnummer	0	DE123456789:EU	DE0	German
DE	Yes	^DE\d{9}\$ ^EU	Einkommensteuernummer	1	DE123456789:EU	DE1	German

Note: A TaxCode value of 0 always maps to vendor.taxExt.vatRegistrationNumber.

TaxCode values of 1-5 map to vendor.taxExt.taxNumber1 - vendor.taxExt.taxNumber5, respectively


Regex pattern

- Standard Ariba provided regular expression to achieve the bank fields validation through feature SM-9656: Syntax validation for supplier bank account information
- In current functionality we do not have a provision to customize the error message for bank answer type questions. Ariba generates a standard error message if the value entered is not in the correct format as per pattern configured.

Fieldname	Regex pattern	Sample value	Error message
AccountHolderNameRegex	^[a-zA-Z0-9]{20}\$	John Doe	"Validation pattern not matched"
AccountNumberRegex	^[a-zA-Z0-9\s]{20}\$	12345678901234567890	"Your answer must be exactly 20 characters long and not include spaces"
BankKeyRegex	^[a-zA-Z0-9]{0,30}\$	1234567890	"Your answer must be exactly x characters long and not include spaces"
IBANRegex	BR\d{25}[A-Z]{1}[A-Z0-9]{1}	BR9700360305000010009795493P1	"IBAN is invalid, expected format is BR\d{25}[A-Z]{1}[A-Z0-9]{1}" "Your answer must have a maximum length of 25 and cannot include special characters"

Note: Ariba does not provide specific documentation for RegEx patterns, since it's not something created for Ariba specifically, and it's broadly used. However, there are many articles and tutorials on RegEx, and even regular expression generators online.

4. Demo for Uploading the configuration files and testing the results in questionnaire and payload



Possible Data Loss Some features might be lost if you save this workbook in the comma-delimited (.csv) format. To preserve these features, save it in an Excel file format.

Save As...

B8




	E	F	G	H	I	J	K	
1								
2	AccountNumberMandatory	AccountNumberRegex	AccountNumberSize	AccountNumberVisible	BankKeyCheckRule	BankKeyMandatory	BankKeyRegex	BankKey
3	N			5 Y		1 N	*[a-zA-Z0-9]{0,11}\$	
4	N	*[0-9]{0,17}\$		17 Y		6 N	*[0-9]{0,9}\$	
5								
6								
7								
8								
9								
10								
11								
12								
13								
14								
15								
16								
17								
18								
19								
20								
21								
22								
23								
24								
25								
26								
27								
28								
29								
30								
31								
32								
33								
34								
35								
36								
37								
38								
39								
40								
41								
42								
43								
44								
45								
46								
47								
48								
49								
50								

SAP_DEMO_BANKVALIDATION

+

5. Common issues, Knowledge Base Articles (KBA) related to Bank and Tax configuration, Documentation links



Common Issues & KBAs

1. **Question** : Why Bank ID and country is not editable?

Answer : As part of feature SM-9657, the **Bank Id** field in **Bank Account** questions in all internal and external supplier management questionnaires becomes read-only. As per best practice it is recommended to use repeatable section to configure bank type question

[Auto-enable Bank Component and Bank Id Bank Id and Country non editable](#)

2. **Question** : Why do I get the error "Bank details with reference number & already exists"

Answer : When 2 bank data with same swift code is sent in payload the error occurs. In this scenario we have a feature (SM-28926- Hide Swift Code in bank component) to hide the SWIFT code [Bank details with reference number error](#)

3. **Question**: Why the Imported custom regex is not reflecting in the bank meta data file?

Answer: When importing custom regex , it is required to remove values from CheckRule and Size columns. Below is example for AccountHolderName to accept special Characters. Same rule applies for Account number and Bank key. [How to import custom regex](#)

4. **Question** : Why old bank or tax cannot be removed from ERP tab and request to be deleted from ERP tab?

Answer : If the bank or tax question is not configured inside of repeatable section then changing the bank details or tax will not remove from ERP tab and rather new bank or tax details will be added. As per best practice it is recommended to use repeatable section to configure bank or tax type question. So the previous responses can be deleted and re-added which will also reflect in ERP tab.

Bank KBAs

[How can I customize questions of type Bank Account?](#)

[How can we customize regular expression for bank account fields?](#)

[How to complete the Bank section during Registration](#)

[Bank Account number longer than 18 characters](#)

[Can I edit banking data from suppliers in SLP?](#)

[Can I make the Bank Name field mandatory in Bank Account Answer Type?](#)

[Can I report on supplier responses to SM questionnaires?](#)

[Can I use Bank Account Question in Internal Supplier Request?](#)

[Can we customize the error message for bank answer type or in the bank validation metadata file?](#)

[Error Encountered When Changing Bank Account Holder Name Number Size from 60 to 100 in SAP Ariba SLP](#)

[How do I rename Bank type questions fields in Supplier Registration Template?](#)

[How to hide Swift Code in Bank component?](#)

Tax data related KBAs

[Error "Another business partner already has this tax number \(tax number type CountryName : xxxxxxx\)" in the Confirmation Out payload in Ariba SLP.](#)

[Error: "We're sorry - a system error has occurred. Error reference number ***** ... Caused by: ariba.util.core.FatalAssertionException: tax metadata cannot be null"](#)

[Google Registration and Tax Questionnaires Help Guide.xlsx](#)

[How can I set a maximum length or validation pattern in the tax type answers?](#)

[How do I map the tax codes for DE \(Germany\) in Supplier Registration Questionnaire when syncing to the ERP?](#)

[In self-registration supplier request, why is the Tax answer type not working?](#)

[SLP Supplier not created in ERP due to error "Another business partner already has this tax number"](#)

[Supplier receives tax validation error during submission of registration questionnaire- regular expression data import/export](#)

[Error: "Tax Code 3 is longer than 18 characters" why this integration error is observed?](#)

[What are the answer type field mapping in SM project Questionnaire Response fact ?](#)

[Why cannot I delete bank or tax data from ERP profile?](#)

[Why Tax data in not pre populated in questionnaire when we run DRFOUT ?](#)

Thank you.