

Intelligent Invoice Conversion Support for India Specific Invoice PDF Processing NP-38087

Target GA: May, 2024



Feature Overview

Introducing: Intelligent Invoice Conversion Support for India Specific PDF Invoice Processing NP-38087

Feature Description

Currently the Intelligent invoice conversion (IIC) solution provides a standard set of fields for extraction as part of the *Default* template and the *Custom* template which also additionally supports customer invoice customization fields.

But in many countries where PDF invoices are used widely, there is also a requirement to send the country mandated fields, which may also include data that was provided by the supplier or added by the local Tax authority as part of the clearance of this invoice as per the invoice regulations in that country or region.

A framework has been added in the IIC solution to now also extract country specific fields from the PDF or scanned paper invoices belonging to a supplier on the SAP Business Network in supported countries and send this digitally to their buyer, starting with the support for India invoices.

Key Benefits

The framework makes it easy to build support for country specific field extraction of PDF and scanned invoice data with the Intelligent invoice conversion solution

By providing support for India specific tax authority mandated invoice fields in Intelligent invoice conversion, Indian suppliers who heavily use PDF invoices can send the data in the invoices cleared by the Indian tax portal, to their buyers on the SAP Business network through a simple upload or sending their PDF or scanned paper invoices via email.

Audience:

Supplier

Enablement Model:

Automatically On

Applicable Solutions:

SAP Business Network

Prerequisites, Restrictions, Cautions

Prerequisites

- Supplier should use PDF or scanned paper invoices generated from the Tax authority cleared invoice data.

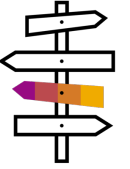
Restrictions

- IIC expects the Invoice data to have been already cleared from the Tax authority and will not be sending the extracted data to the Tax portal for clearance.
- The India specific fields will be extracted but no specific validations will be done.
- IIC does not differentiate between the tax regime mandates E.g. 2017 or 2019 rather provides a means to extract the India specific fields.
- As part of onboarding, Supplier cannot setup a template with a sample file for one regime but then upload actual invoices during testing or in production from another regime as IIC cannot then ensure all the required fields will be extracted.
- For additional restrictions, see the online help documentation at help.sap.com

Cautions

- The supplier is expected to provide a PDF or scanned paper invoice with the actual data that was cleared from the Tax portal thus complying with the Indian invoice regulations as IIC will not do any country specific validations including any master data like *HSN/SAC code* or *Place of supply* and so supplier is responsible for the data that is provided for conversion.
- The supplier is expected to manually map/annotate the India specific fields including the different India specific *Tax categories* correctly, as part of the onboarding with the India specific country template.

User Story




Supplier Admin

- As a Supplier admin for an Indian company, I understand the Indian invoice regulations and Invoice data that needs to be sent to the buyers that my company has a trading relationship with.
- Using Intelligent Invoice conversion, I create a *Default* India specific template that can process both the standard and India specific fields from my PDF or scanned invoice to be sent to any of my buyers on the SAP Business Network.
- I can also create a *Custom* India specific template to send this invoice data to a specific Indian buyer who also has invoice customization fields that I can populate using the data in my PDF or scanned invoice file.
- I can also configure the email option for my suppliers on IIC, to be able to send the India specific PDF or scanned invoice via email for processing

Supplier

- As a Supplier for an Indian company, I create invoices in my accounting or procurement system and send for clearance to the IRN Tax portal and generate a PDF (or possibly scan the data from a paper invoice).
- I then upload the PDF (or scanned) invoice to my supplier account or send it via email as an attachment to a common mailbox that is provided by the SAP Business Network account for processing my invoices.
- I can review the invoice data that got processed by Intelligent invoice conversion and submit them manually or configure the invoices to be submitted automatically to my buyer on the SAP Business Network.

Feature Details



Process Steps

- Supplier Admin will use the Intelligent invoice conversion onboarding on the SAP Business Network to setup a *Default* or *Custom* country template using the new *Country* drop down in the *Setup template details* step and select *India* from this.
- Supplier Admin can also edit an existing *Default* or *Custom* country template and go to the new country drop down in the *Setup template details* step and select *India* from this.
- Suppliers can always setup a *Default* or *Custom* template for processing standard and additionally invoice customization fields that are not country specific, using *None* option in the country drop down of *Setup template details*.
- Supplier Admin will upload India specific sample PDF or scanned invoices and review the fields in the Document UI.
- The India specific QR code, where available will be used to extract some of the invoice data in addition to fields like Supplier and Buyer Tax ID
- Supplier Admin now manually maps *India* specific fields from their PDF or scanned invoice that were not automatically extracted.
- The template is activated and tested with other *India* specific test invoices
- Using *Manual submission* configuration, the Supplier Admin can review the *India* specific fields in the Online *Draft Invoice* UI and if needed can edit the template and correct any missing or wrong annotations as needed
- Once tested successfully, the *India* specific template is published to production and configured for *Automatic submission*
- Supplier users can then *upload* their India specific invoices to their production account.
- IIC will use the *India* specific template to process both the standard and *India* specific invoice data (and for a custom template, also any buyer customization fields that were annotated and extracted) and send to the buyer.
- Supplier Admin can also configure the *email* setup with mail addresses from where Suppliers can send their *India* specific invoices as an attachment via email to the common mailbox on the SAP Business Network.
- IIC will process these invoices and run it through business rules that the buyer has setup (Note that there will be no validations on the *India* specific fields) and if successful, will send it to the buyer.
- For any failures or status updates, an email will be sent to the recipients set up in the *Notifications* section.

Feature Details

Steps for India specific template setup

4. Upload a PDF invoice sample generated from an invoice cleared with the Indian Tax portal

1. Select the template type (Default or Custom)

Setup template details

Customer*
buycust02@s.c - TEST - AN02003152998-T

Country*
None
None
India

Template description

Customer*
buycust02@s.c - TEST - AN02003152998-T

Country*
India

Template name*
Buy.co.in India template

Template description
India custom template for Buy.co.in

3. Provide template name and description (only if Custom)

Upload sample files

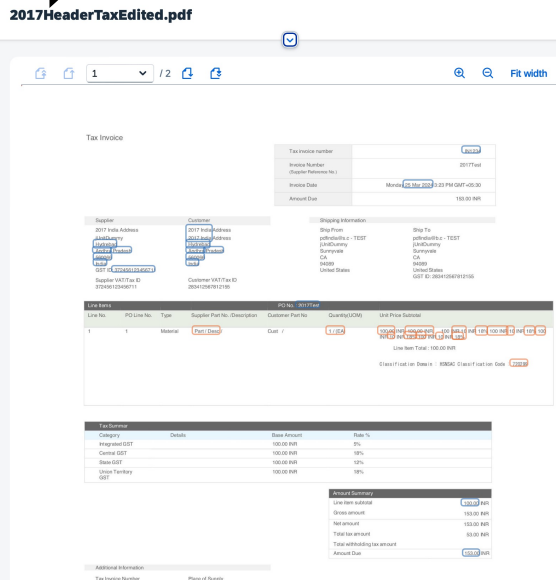
Upload sample invoice files

BuyCustIndia.pdf
0.05MB

Upload Close

2. Select India from the Country drop down

5. Open the sample file in Document UI



6. Review the automatically extracted data from QR code if available

2017HeaderTaxEdited.pdf

Label	Value
Charge Percentage (2)	
HSN/SAC Code (India)	720299
Tax amount (Integrated GST India)	10 18%
Tax amount (Central GST India)	10
Tax amount (State GST India)	
Tax amount (Union Territory GST India)	10
Tax Rate (Integrated GST India)	18%
Tax Rate (Central GST India)	18%
Tax Rate (State GST India)	18%
Tax Rate (Union Territory GST India)	18%

Assign Field

Field: Tax Invoice Number
Value: IN1234

Delete Apply Cancel

Assign Field

Field: Place of Supply (India)
Value: Header Fields
Place of Supply (India)

Delete Apply Cancel

Place of Supply (India) Andhra Pradesh

Tax Invoice Number IN1234

Type of Supply (India)

invoiceDate 2024-03-25

invoiceNumber 2017Test

Line Items (1)

Label	Value
Charge Percentage (2)	
HSN/SAC Code (India)	720299
Tax amount (Integrated GST India)	10 18%
Tax amount (Central GST India)	10
Tax amount (State GST India)	
Tax amount (Union Territory GST India)	10
Tax Rate (Integrated GST India)	18%
Tax Rate (Central GST India)	18%
Tax Rate (State GST India)	18%
Tax Rate (Union Territory GST India)	18%

7. Manually annotate the India specific fields inc. HSN/SAC code and Tax data (IGST, SGST, CGST, UTGST)

8. Save and Activate the template

Feature Details

India fields available for extraction

Following are the fields that are available for extraction and can be used for annotating India specific fields in the PDF or scanned invoice when creating an India specific conversion template in IIC

Place of Supply (India)	Place of supply or goods or services
Tax Invoice Number	Tax authority provided invoice number
Use existing TaxID fields for Supplier and Buyer	
Buyer Tax ID	Company tax registration number of the buyer
Supplier Tax ID	Company tax registration number of the supplier
Type of Supply (India)	Type of supply for goods or services
HSN/SAC Code (India)	Classification code In India for goods and services
Use India specific Tax Category fields at line item	
Tax amount (Integrated GST India)	Tax amount applied for Integrated GST
Tax Rate (Integrated GST India)	Tax rate applied for Integrated GST
Taxable Amount (Integrated GST India)	Taxable amount that is taxed for Integrated GST
Tax amount (State GST India)	Tax amount applied for State GST
Tax Rate (State GST India)	Tax rate applied for State GST
Taxable Amount (State GST India)	Taxable amount that is taxed for State GST
Tax amount (Central GST India)	Tax amount applied for Central GST
Tax Rate (Central GST India)	Tax rate applied for Central GST
Taxable Amount (Central GST India)	Taxable amount that is taxed for Central GST
Tax amount (Union Territory GST India)	Tax amount applied for Union Territory GST
Tax Rate (Union Territory GST India)	Tax rate applied for Union Territory GST
Taxable Amount (Union Territory GST India)	Taxable amount that is taxed for Union Territory GST
Use existing Tax Category fields for Summary	
Tax Category (1)	Tax category for this tax as per the country of tax location
Taxable Amount (1)	Total amount which is taxable
Tax Amount (1)	Tax amount for the given tax category
Tax Rate (1)	The tax rate as a percentage for the given tax category
Tax Category (2)	Tax category for this tax as per the country of tax location
Taxable Amount (2)	Total amount which is taxable
Tax Amount (2)	Tax amount for the given tax category
Tax Rate (2)	The tax rate as a percentage for the given tax category
Tax Category (3)	Tax category for this tax as per the country of tax location
Taxable Amount (3)	Total amount which is taxable
Tax Amount (3)	Tax amount for the given tax category
Tax Rate (3)	The tax rate as a percentage for the given tax category
Tax Category (4)	Tax category for this tax as per the country of tax location
Taxable Amount (4)	Total amount which is taxable
Tax Amount (4)	Tax amount for the given tax category
Tax Rate (4)	The tax rate as a percentage for the given tax category

Additional India Specific Information

Your pre-approved invoice will be sent directly to the intended buyer and won't be forwarded to the IRP for reporting.

Supplier GSTIN:

Type of Supply:

Tax Invoice Number:

Draft Invoice - India invoice

Supplier Legal Name:

Customer GSTIN:

Place of Supply:

When an India specific invoice is processed by IIC with manual or email upload and configuration set to *Manual submission*, the invoice in Draft will show *India specific fields* in addition to the standard fields including the *India specific tax categories*

Tax

Category:*	<input type="text" value="Union Territory GST"/>	Taxable Amount:	<input type="text" value="100.00 INR"/>
Location:	<input type="text"/>	Rate(%):	<input type="text" value="1.00"/>
Description:	<input type="text"/>	Tax Amount:	<input type="text" value="1.00 INR"/>
Regime:	<input type="text" value=""/>	Exempt Detail:	<input type="text" value="(no value)"/>

Category:*	<input type="text" value="State GST"/>	Taxable Amount:	<input type="text" value="100.00 INR"/>
Location:	<input type="text"/>	Rate(%):	<input type="text" value="1.00"/>
Description:	<input type="text"/>	Tax Amount:	<input type="text" value="1.00 INR"/>
Regime:	<input type="text" value=""/>	Exempt Detail:	<input type="text" value="(no value)"/>

Category:*	<input type="text" value="Central GST"/>	Taxable Amount:	<input type="text" value="100.00 INR"/>
Location:	<input type="text"/>	Rate(%):	<input type="text" value="1.00"/>
Description:	<input type="text"/>	Tax Amount:	<input type="text" value="1.00 INR"/>
Regime:	<input type="text" value=""/>	Exempt Detail:	<input type="text" value="(no value)"/>

Category:*	<input type="text" value="Integrated GST"/>	Taxable Amount:	<input type="text"/>
Location:	<input type="text"/>	Rate(%):	<input type="text" value="1.00"/>
Description:	<input type="text"/>	Tax Amount:	<input type="text" value="1.00 INR"/>

Thank you.

Follow us



www.sap.com/contactsap

© 2024 SAP SE or an SAP affiliate company. All rights reserved.

No part of this publication may be reproduced or transmitted in any form or for any purpose without the express permission of SAP SE or an SAP affiliate company. The information contained herein may be changed without prior notice. Some software products marketed by SAP SE and its distributors contain proprietary software components of other software vendors. National product specifications may vary. These materials are provided by SAP SE or an SAP affiliate company for informational purposes only, without representation or warranty of any kind, and SAP or its affiliated companies shall not be liable for errors or omissions with respect to the materials. The only warranties for SAP or SAP affiliate company products and services are those that are set forth in the express warranty statements accompanying such products and services, if any. Nothing herein should be construed as constituting an additional warranty. In particular, SAP SE or its affiliated companies have no obligation to pursue any course of business outlined in this document or any related presentation, or to develop or release any functionality mentioned therein. This document, or any related presentation, and SAP SE's or its affiliated companies' strategy and possible future developments, products, and/or platforms, directions, and functionality are all subject to change and may be changed by SAP SE or its affiliated companies at any time for any reason without notice. The information in this document is not a commitment, promise, or legal obligation to deliver any material, code, or functionality. All forward-looking statements are subject to various risks and uncertainties that could cause actual results to differ materially from expectations. Readers are cautioned not to place undue reliance on these forward-looking statements, and they should not be relied upon in making purchasing decisions. SAP and other SAP products and services mentioned herein as well as their respective logos are trademarks or registered trademarks of SAP SE (or an SAP affiliate company) in Germany and other countries. All other product and service names mentioned are the trademarks of their respective companies. See www.sap.com/trademark for additional trademark information and notices.