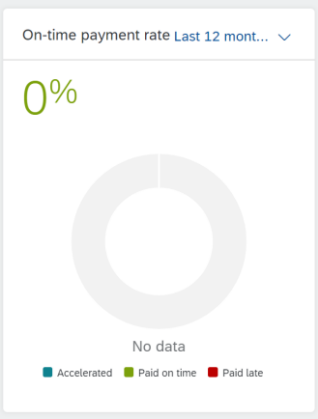
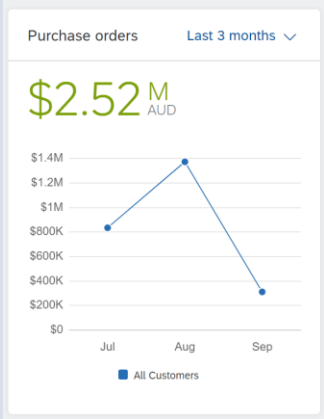


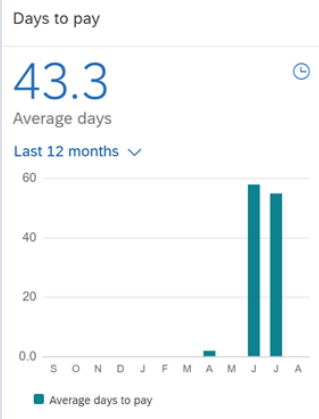





Anonymous 5-question Survey QR code or [Click Me](#)

# SAP Business Network – Home Tab Miscellaneous Widgets



On-Time payment rate	Purchase orders	Payments days late	Change orders	Days to pay	Change order rate
					
Explanation	Explanation	Explanation	Explanation	Explanation	Explanation
<ul style="list-style-type: none"> <li>This Widget measures the number of invoices paid before or on the date defined by the payment terms of the invoice, as a percentage of the total number of invoices paid by a Customers Account Payable team</li> <li><b>Permissions required</b> – Payment Activities, Inbox and Order Access or Supplier Treasury</li> </ul>	<ul style="list-style-type: none"> <li>This Widget shows the total value of purchase orders and the average payment of paid Invoices by the number of payment days late</li> <li>Use the Customer Filter to display data for specific customers or all customers</li> <li>Enterprise Account– minimum Bronze level</li> <li><b>Permissions required</b> – Inbox and Order access</li> </ul>	<ul style="list-style-type: none"> <li>This Widget calculates the average payment of paid Invoices by the number of payment days late</li> <li>Use in conjunction with On-time Payment and Paid invoices with understanding payment behaviours of your Customers</li> <li>Enterprise Account– minimum Bronze level</li> <li><b>Permissions required</b> – Payment Activities</li> </ul>	<ul style="list-style-type: none"> <li>This Widget calculates the number of change orders that were sent to you by your customers during a specified period</li> <li><b>Permissions Required</b> – Inbox and Order Access, Purchase Order Report Administration or Invoice Generation</li> </ul>	<ul style="list-style-type: none"> <li>This Widget displays the average days it takes your customers to pay an invoice. You can use it in conjunction with the Paid invoices widget to identify customer payment patterns and behaviours</li> <li>Provides an understanding of the impacts of accepting early payment offers, the more early payments accepted the larger the reduction in days to pay is achieved</li> <li><b>Permissions required</b> – Inbox and Order Access, Payment Activities or Supplier Treasury Agent</li> </ul>	<ul style="list-style-type: none"> <li>This Widget displays a bar chart of the percentage of Purchase Orders sent by your customer that have subsequent changes.</li> <li>It is calculated by dividing the number of change orders by the total number of new purchase orders sent by your customers over the same time period of time as a percentage</li> <li><b>Permissions required</b> – Inbox and Order access, Purchase Order Report admin or Invoice generation</li> </ul>