



Feature at a Glance

Enhancements to the Contract Workspace Modification API (SC-11408)

Target GA: August 2023

Enhancements to the Contract Workspace Modification API

Description

- **Contract Workspace Modification API** allows you to update the single contract workspace metadata (header fields) details for workspace in **draft workspace only**.
- With this change, customers will be able to do the following now:
 - Create an amendment of published **Contract Workspace** in SAP Ariba and corresponding compliance contract requests in SAP Ariba Procurement solutions.
 - Following amendment action, customers can update the field values respective to amendment types in previous step.

Customer benefit

- APIs provide a standardized interface to trigger an amendment of contract workspace and associated objects other than in Ariba UI.
- APIs make it easy to update a published contract workspace and associated objects like compliance contract from the customers frontend and execution applications that might at times be different from the SAP solutions.
- The customer can model their process while taking out complexity to end user.

User

- Buyer

Enablement model

- Automatically on

Applicable solutions:

- SAP Ariba Contracts
- SAP Ariba Strategic Sourcing Suite
- SAP Ariba APIs
- SAP Ariba Developer Portal

Prerequisites, Restrictions, Cautions

Prerequisites

- To create an application and request access to use the SAP Ariba APIs relevant to this feature, you must have access to the SAP Ariba developer portal. For details refer to [Steps to Start Using the SAP Ariba APIs](#) in [Help for the SAP Ariba Developer Portal](#).
- All queries made to this API must be authenticated using OAuth authentication. For details refer to [SAP Ariba Developer Portal Authentication](#) in [Help for the SAP Ariba Developer Portal](#).
- Users who manage the contract workspace information must have membership of the **Contract Administrator** group.

Restrictions

- You can change the state to complete amendment only when the amendment type is **Administrative** or **PriceUpdate**. For amendments of types such as **Amendment**, **Renewal**, or **Termination**, you must manually publish the changes.
- The action and amendmentAttributes parameters of the /contractWorkspaces/{contractId}/stateendpoint must be entered in English irrespective of the locale of your site.
- For the accessControl parameter of the POST and PATCH methods of the /contractWorkspaces endpoint, the value must be entered in English irrespective of the locale of your site.

Cautions

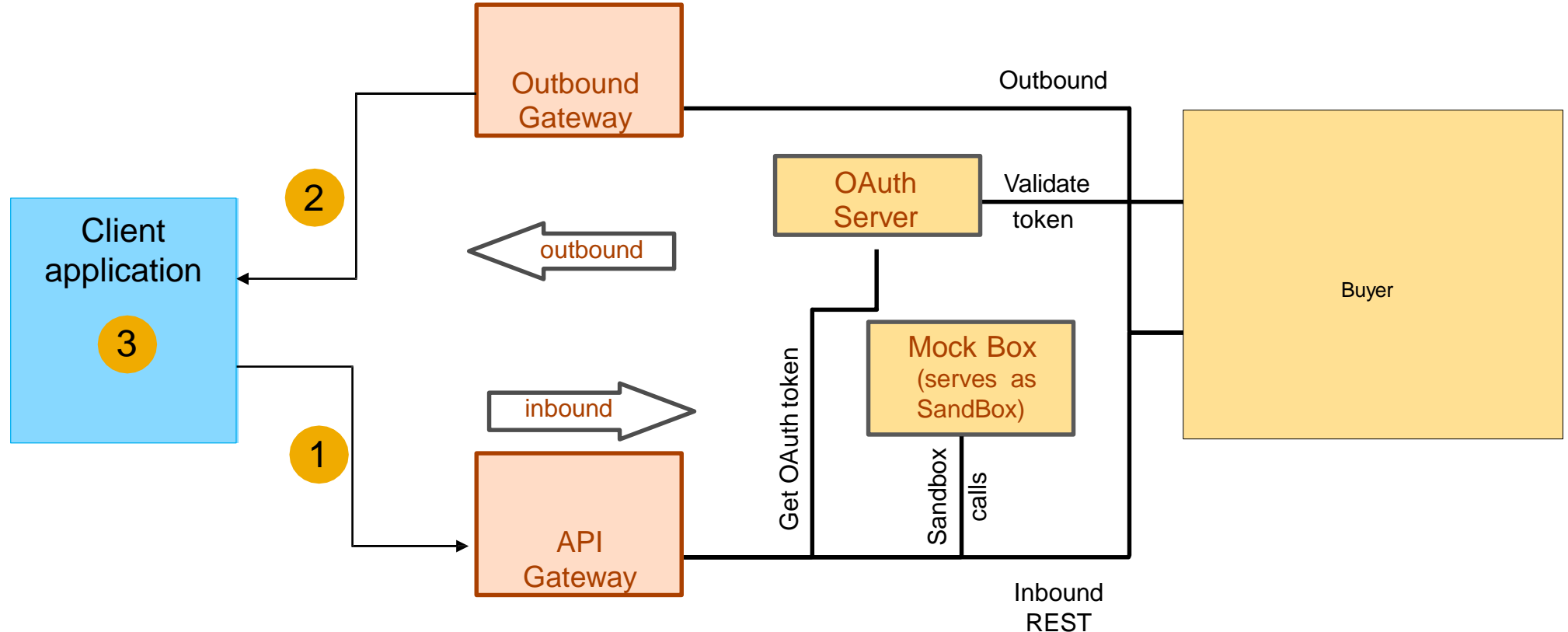
- None

Feature details

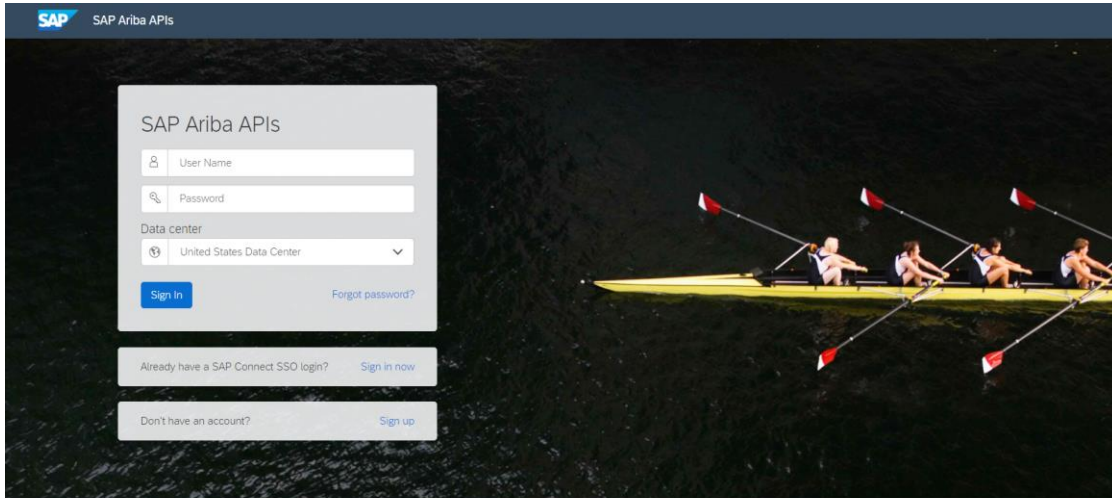
- You can use the **Contract Workspace Modification API** to amend a published contract. The amend action will allow the update to the contract workspace and associated objects like contract terms as per the amendment type specified. For example, following amend action, the **Contract Compliance API** can be used to update the contract terms details.
- Together with **Contract Compliance API**, the **Contract Workspace Modification API** can be used to develop a solution that creates and manages contracts in both SAP Ariba Procurement solutions and SAP Ariba Contracts.

Workflow for Contract Workspace Modification API

1. The client application queries Ariba Contracts and Sourcing with a defined set of parameters.
2. In response to the query, the API returns a JSON data set that contains all matching records.
3. The receiving application processes the data.



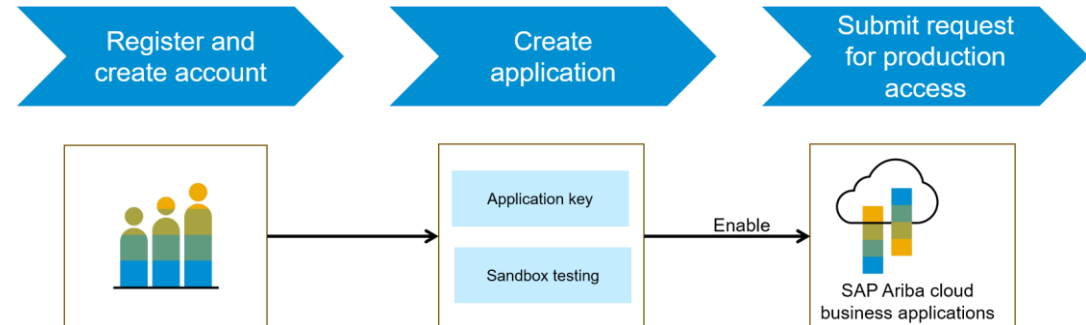
How to develop an application that consumes the APIs



Build powerful domain specific applications to address your customer needs using a rich environment and user friendly tools offered by SAP Ariba.

Go to <https://developer.ariba.com/api/>

Check the **Learn** section to get detailed information on how to develop your application. The process to develop an application generally includes following steps:



1. Once registered on the Developer portal, explore available APIs under SAP Ariba Contracts for a detailed description of the API
2. Create a new application and activate the application to get an application key
3. You'll need to request 'Production access' for your application by submitting a service request on <http://connect.ariba.com>. Upon approval an OAuth Client ID is generated for the application
4. As a buyer administrator, add your OAuth Client ID to your profile

Sample code

In the sample code below, replace `{{runtime_url}}` with the desired runtime URL from the **Environment Details** table on the SAP Ariba developer portal discovery page for this API.

- The following is an example to amend or complete amendment for the specified contract workspace ID

```
POST {{runtime_url}}/contractWorkspaces/{contractId}/state? user=user1&passwordAdapter=pwd1&realm=realm1
```

– Example:

```
POST {{runtime_url}}/contractWorkspaces/CW1234/state?user=customersupportadmin&passwordAdapter=PasswordAdapter1&realm=s4All-8
```

- Links: [Click here for Request file](#) and [Click here for Response file](#)
- More swagger examples can be found under the **Discover section** in <https://developer.ariba.com/api/>

User story

- Users can create an amendment of the contract workspace and associated objects in contract workspace.
- Customer needs to create an amendment of contract workspace before updating the values to a published contract. Customers can pass any of supported amendment type, amendment reason in Contract Workspace Modification API call.
- You can also use the Contract Workspace Modification API to update values for allowed fields as per amendment type or update the contract terms via Contract Compliance API in SAP Ariba Procurement solutions.

Thank you.



Follow us



www.sap.com/contactsap

© 2023 SAP SE or an SAP affiliate company. All rights reserved.

No part of this publication may be reproduced or transmitted in any form or for any purpose without the express permission of SAP SE or an SAP affiliate company. The information contained herein may be changed without prior notice. Some software products marketed by SAP SE and its distributors contain proprietary software components of other software vendors. National product specifications may vary. These materials are provided by SAP SE or an SAP affiliate company for informational purposes only, without representation or warranty of any kind, and SAP or its affiliated companies shall not be liable for errors or omissions with respect to the materials. The only warranties for SAP or SAP affiliate company products and services are those that are set forth in the express warranty statements accompanying such products and services, if any. Nothing herein should be construed as constituting an additional warranty. In particular, SAP SE or its affiliated companies have no obligation to pursue any course of business outlined in this document or any related presentation, or to develop or release any functionality mentioned therein. This document, or any related presentation, and SAP SE's or its affiliated companies' strategy and possible future developments, products, and/or platforms, directions, and functionality are all subject to change and may be changed by SAP SE or its affiliated companies at any time for any reason without notice. The information in this document is not a commitment, promise, or legal obligation to deliver any material, code, or functionality. All forward-looking statements are subject to various risks and uncertainties that could cause actual results to differ materially from expectations. Readers are cautioned not to place undue reliance on these forward-looking statements, and they should not be relied upon in making purchasing decisions. SAP and other SAP products and services mentioned herein as well as their respective logos are trademarks or registered trademarks of SAP SE (or an SAP affiliate company) in Germany and other countries. All other product and service names mentioned are the trademarks of their respective companies. See www.sap.com/trademark for additional trademark information and notices.