



SAP Ariba 

Feature at a Glance

Enhancements to the Contract Workspace Modification API

Keertan Rai and Prasad Karani, SAP Ariba
Target GA: November 2020

CONFIDENTIAL

Feature at a Glance

Ease of implementation  Some complexity
Geographic relevance  Global

Introducing: Enhancements to the Contract Workspace Modification API

Customer challenge

Currently there is no interface to trigger a Contract Amendment other than through the SAP Ariba UI. This limited the use of APIs for customers that want to trigger the amendment/update of contracts workspaces and the associated objects from external applications.

Meet that challenge with SAP Ariba

Currently, **Contract Workspace Modification API** allows users to update the single contract workspace metadata (header fields) details for workspace in **draft workspace only**. Now with this change customers will be able to do following:

- Create an Amendment of published Contract Workspace in SAP Ariba and corresponding compliance contract requests in SAP Ariba Procurement solutions
- Following amendment action, customers can update the field values respective to amendment types in previous step.

Experience key benefits

APIs provide a standardized interface to trigger a amendment of contract workspace and associated objects other than in Ariba UI.

APIs makes it easy to update a published contract workspace and associated objects like compliance contract from the customers frontend and execution applications that might at times be different from the SAP solutions.

The customer can model their process while taking out complexity to end user.

Solution area

SAP Ariba Contracts
SAP Ariba Strategic Sourcing Suite
SAP Ariba APIs
SAP Ariba Developer Portal

Implementation information

This feature is **automatically on** for all customers with the applicable solutions and is ready for immediate use.

Prerequisites and Restrictions

Please refer to the documentation.

Feature at a Glance

Introducing: Enhancements to the Contract Workspace Modification API

Use cases

Use the **Contract Workspace Modification API** to amend a published contract. The amend action will allow the update to the contract workspace and associated objects like contract terms as per the amendment type specified. For example, following amend action, the Contract Compliance API can be used to update the contract terms details.

Together with Contract Compliance API, the Contract Workspace Modification API can be used to develop a solution that creates and manages contracts in both SAP Ariba Procurement solutions and SAP Ariba Contracts.

Allows users to create an amendment of the contract workspace and associated objects in contract workspace.

Customer needs to create an amendment of contract workspace before updating the values to a published contract. Customers can pass any of supported amendment type , amendment reason in Contract Workspace Modification API call.

Secondly call same Contract Workspace Modification API to update values for allowed fields as per amendment type or update the contract terms via Contract Compliance API in SAP Ariba Procurement solutions.

Prerequisite

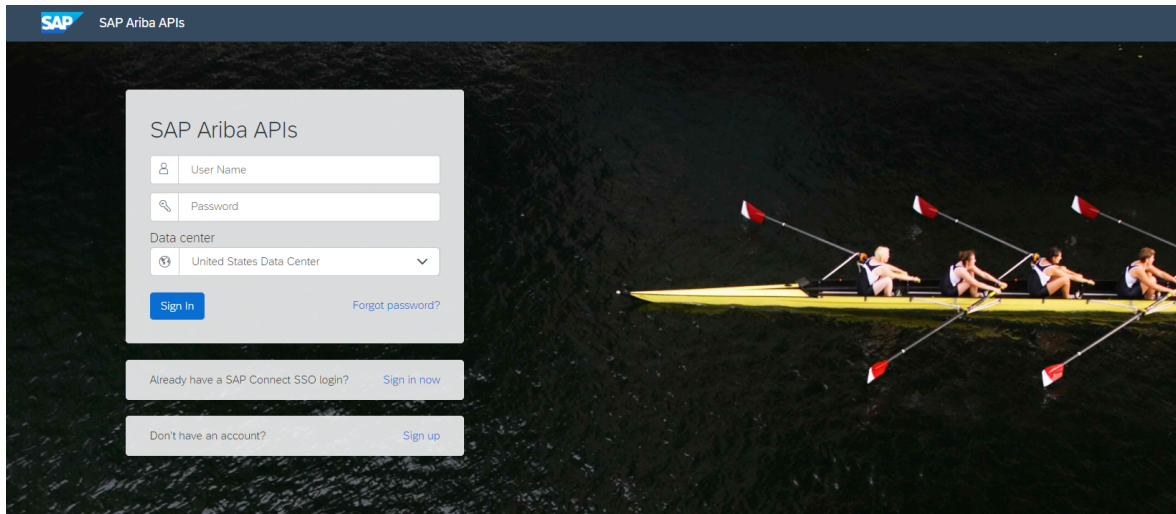
To give your application access to data on SAP Ariba Contracts, provide the following information to SAP Ariba customer support, who will map your application to your site:

- clientID: The OAuth client ID
- Tenant: The name of your SAP Ariba site (realm)

Feature at a Glance

Introducing: Enhancements to the Contract Workspace Modification API

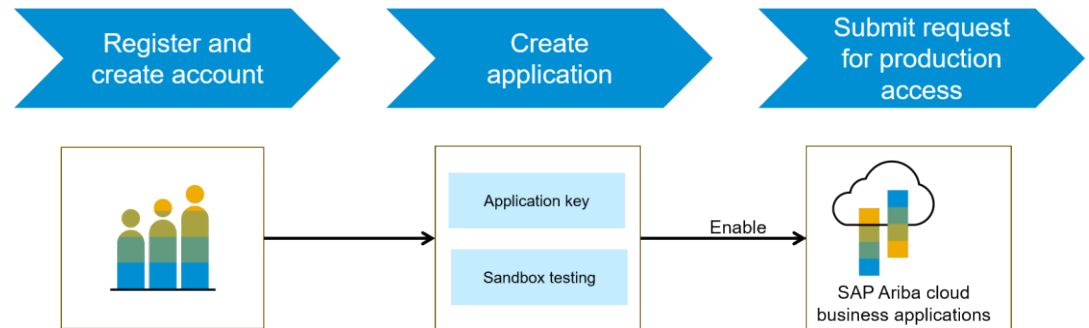
How to develop an application that consumes the APIs.



Build powerful domain specific applications to address your customer needs using a rich environment and user friendly tools offered by SAP Ariba.

Go to <https://developer.ariba.com/api/>

Check the **Learn** section to get detailed information on how to develop your application. The process to develop an application generally includes following steps:



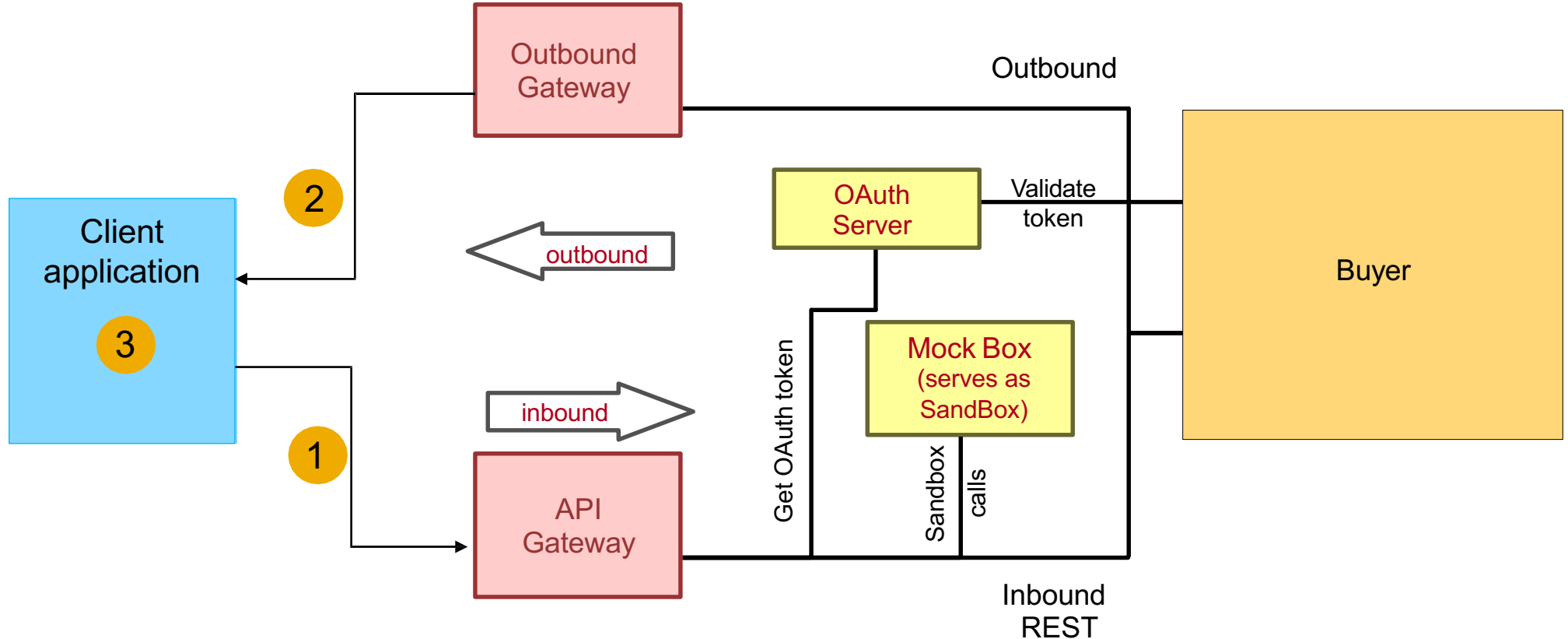
1. Once registered on the Developer portal, explore available APIs under SAP Ariba Contracts for a detailed description of the API.
2. Create a new application and activate the application to get an application key.
3. You'll need to request 'Production access' for your application by submitting a service request on <http://connect.ariba.com>. Upon approval an OAuth Client ID is generated for the application.
4. As a buyer administrator, add your OAuth Client ID to your profile.

Feature at a Glance

Introducing: Enhancements to the Contract Workspace Modification API

Workflow for Contract Workspace Modification API

1. The client application queries Ariba Contracts and Sourcing with a defined set of parameters.
2. In response to the query, the API returns a JSON data set that contains all matching records.
3. The receiving application processes the data.



Feature at a Glance

Introducing: Enhancements to the Contract Workspace Modification API

Sample code

In the sample code below, replace `{{runtime_url}}` with the desired runtime URL from the Environment Details table on the SAP Ariba developer portal discovery page for this API.

The following is an example to amend or complete amendment for the specified contract workspace ID

```
POST {{runtime_url}}/contractWorkspaces/{contractId}/state? user=user1&passwordAdapter=pwd1&realm=realm1
```

Example : `POST {{runtime_url}}/contractWorkspaces/CW1234/state?user=customersupportadmin&passwordAdapter>PasswordAdapter1&realm=s4All-8`

[Click here for Request file](#) and [Click here for Response file](#)

More swagger examples can be found under the Discover section in <https://developer.ariba.com/api/>

Thank you.