



SAP Ariba 

Feature at a glance

Support for custom privacy policies

Gita Kapur, SAP Ariba
Target GA April 2018

CONFIDENTIAL

 **Run Simple**

Feature at a Glance

Introducing: **Support for custom privacy policies**

Customer challenge

Support for custom privacy policies

Customers now have the option to configure privacy policies that their users see and the actions at first time user login. This allows for customization of the privacy policy which might be specific to negotiated contractual terms.

Solution area

SAP Ariba Buyer and Supplier

Meet that challenge with **SAP Ariba**

SAP Ariba allows you to configure the Privacy Statement popup that appears at first login. Organizations can link to their own privacy policy, link to the SAP Ariba Privacy Statement, or omit the privacy policy link and the consent prompt altogether. SAP Ariba provides this feature to offer customer administrators more control over privacy-related messaging presented to users, because there are varying regional legal approaches to privacy statements and consent requirements.

Implementation information

This feature is on by default for all customers and ready for immediate use.
No action required.

Experience key benefits

Regulatory compliance per GDPR requirements.

Prerequisites and Limitations

NONE

Feature at a Glance

Introducing: **Support for custom privacy policies**

Detailed feature information

There are 4 parameters that need to be configured. To change these parameter, Login to Service Manager as a user superuser and Administer a realm : goto Manage>Core Administration>Customization Manager>Parameters and change below parameter:

1. **Application.User.PrivacyStatementOptions**
2. **Application.User.CustomDataPolicyName**
3. **Application.User.CustomPrivacyAgreement.Version**
4. **Application.User.CustomDataPolicyURL**

User will be prompted to re-accept Privacy statement whenever any changes in Application.User.PrivacyStatementOptions and Application.User.CustomPrivacyAgreement.Version

Feature at a Glance

Introducing: **Support for custom privacy policies**

Parameter : Application.User.PrivacyStatementOptions

Description: This parameter determines whether users are prompted to accept privacy statement when they first log in and determines which privacy statement link is provided: a link to the Ariba Privacy Statement or a link to organization's custom privacy statement or none. The first value appearing in the list takes precedence over the others and to select other entries, move the order element to the first position. Specify the number of the option you want as follows:

AribaPrivacyStatement – Provides the link to the Ariba Privacy Statement and prompts the user to accept it. Acceptances are recorded in the audit log.

CustomPolicy – Provides the link to your organization's custom privacy statement, as set by the parameter Application.User.CustomDataPolicyURL. (If this parameter has no value, then Ariba Privacy statement is shown). Acceptances are recorded in the audit log.

None – Does not prompt users to accept a privacy statement when they first log in.

Default value: Order of the list is as follows – AribaPrivacyStatement, CustomPolicy, None

Feature at a Glance

Introducing: Support for custom privacy policies

Parameter : **Application.User.PrivacyStatementOptions**

Description:

This parameter determines whether users are prompted to accept a privacy statement when they first log in and determines which privacy statement link is provided: a link to the Ariba Privacy Statement or a link to your organization's custom privacy statement. The first value appearing in the list takes precedence over the others and to select other entries we need to move up the order element to the first position. Specify the number of the option you want, as follows:

AribaPrivacyStatement - Provides the link to the Ariba Privacy Statement and prompts the user to accept it. Acceptances are recorded in the audit log.

CustomPolicy - Provides the link to your organization's custom privacy statement, as set by the parameter Application.User.CustomDataPolicyURL. (If that parameter has no value, the Ariba Privacy Statement is shown.) Acceptances are recorded in the audit log.

None - Does not prompt users to accept a privacy statement when they first log in.

Default Value: AribaPrivacyStatement, CustomPolicy, None

Partitioned Values

Partition Name ↑	Is Default	Value
prealm_3	<input type="checkbox"/>	AribaPrivacyStatement, CustomPolicy, None Edit

Save

Cancel

Feature at a Glance

Introducing: Support for custom privacy policies

Parameter : **Application.User.PrivacyStatementOptions**

Add a new entry. Replace a selected entry with a new entry. Change the order of a selected entry. Delete a selected entry. Sort entries in alphabetical order.

New Entry:

Current Entries:

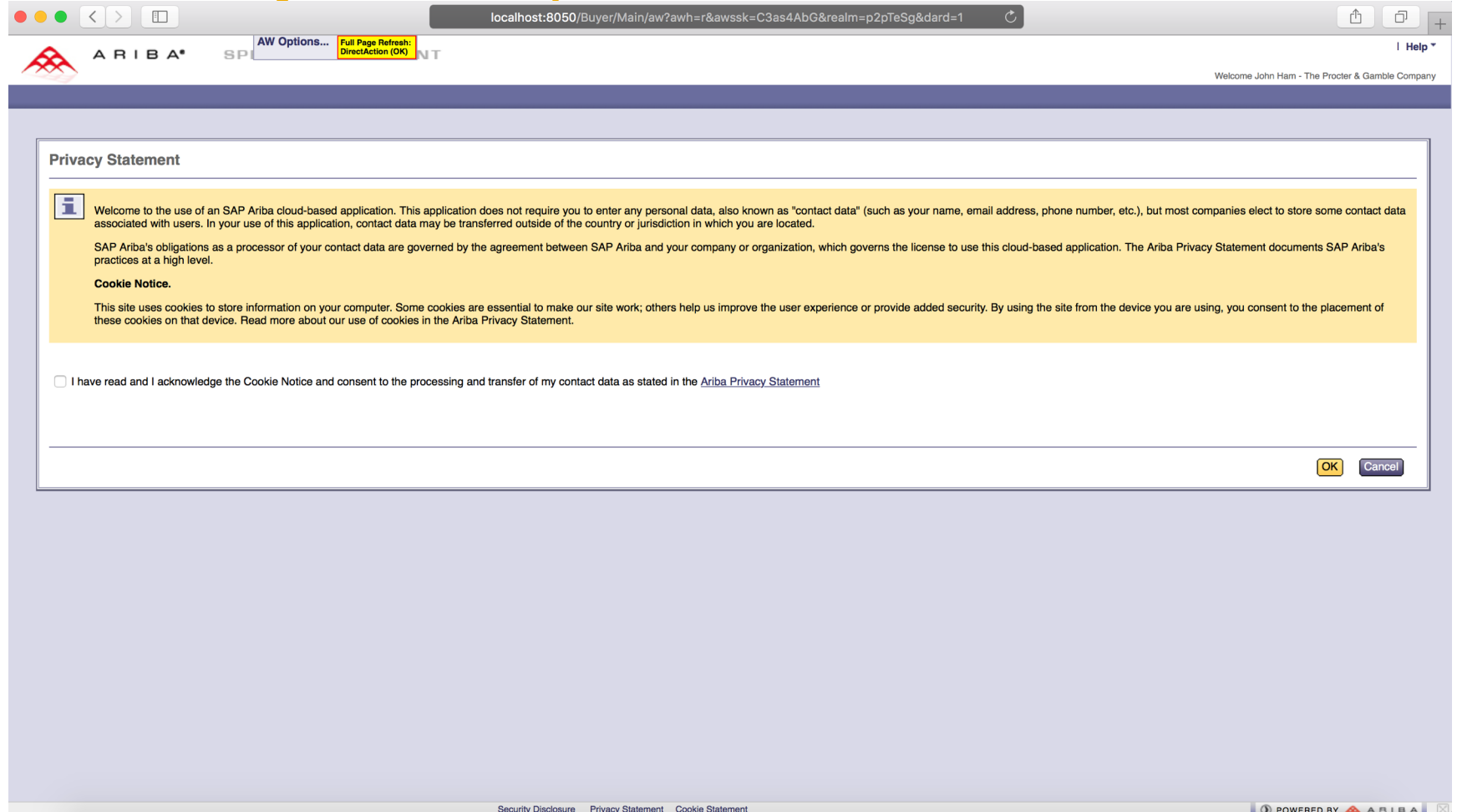
AribaPrivacyStatement	<input type="button" value="Move Up"/>
CustomPolicy	<input type="button" value="Move Down"/>
None	<input type="button" value="Delete"/>
	<input type="button" value="Sort"/>

Feature at a Glance

Introducing: Support for custom privacy policies

Parameter : **Application.User.PrivacyStatementOptions**

If set to 'CustomPolicy' but no **Application.User.CustomDataPolicyURL** is specified, then 'AribaPrivacyStatement' agreement is shown.



Feature at a Glance

Introducing: **Support for custom privacy policies**

Parameter : Application.User.PrivacyStatementOptions

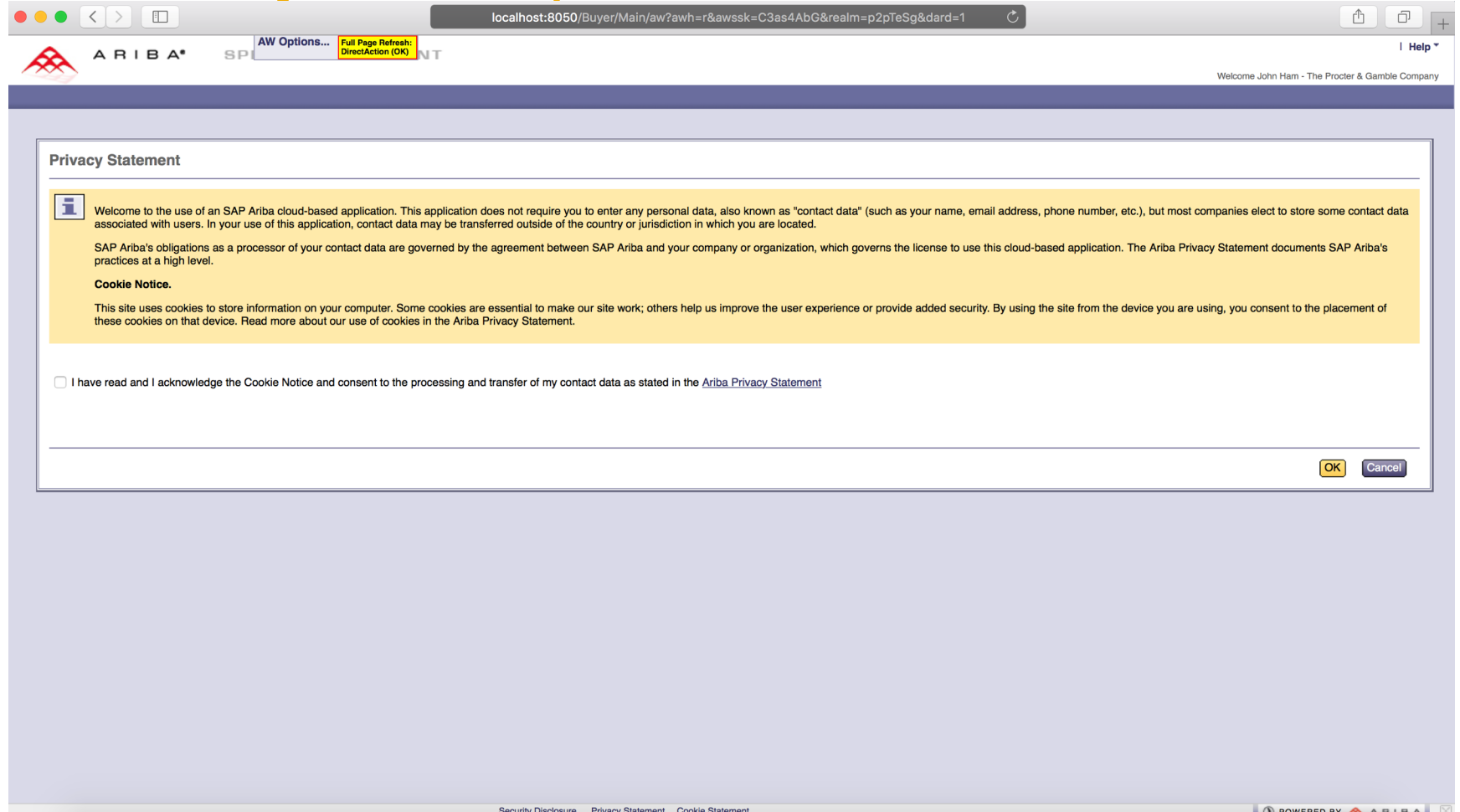
Whenever

Application.User.PrivacyStatementOptions = null

OR

AribaPrivacyStatment

OR any other String, see attached display in the privacy statement popup:



Feature at a Glance

Introducing: **Support for custom privacy policies**

Parameter : Application.User.PrivacyStatementOptions

Whenever **Application.User.PrivacyStatementOptions** = null, there will be no consent and no audit log generated.

No Audit log will be shown:

```
Timestamp=Wed Mar 07 11:21:28 IST 2018
Full Name=Chad Noll
User Name=cnoll
Business Email Address=nobody@ansmtp.ariba.com
Address=4500 8th Avenue , New York, NY 10037, US
Supervisor Name=Archie Rooney
Latest accepted privacy statement=No privacy statement
User Creation Time=Wed Jan 17 11:03:05 IST 2018
Time of Last Update=Wed Mar 07 11:21:23 IST 2018
```

Feature at a Glance

Introducing: Support for custom privacy policies

Audit log when value set to AribaPolicy or CustomPolicy

Generated audit log :

The screenshot shows the SAP Ariba Administration console interface. The left sidebar contains a navigation menu with categories like Site Manager, Integration Manager, Master Data Manager, etc. The main content area is titled 'Audit Log' and displays a search filter section with fields for Id, Date, Event Type, Effective User, and IP Address. Below the filters is a table of audit log entries.

Id	Date ↓	Event Type	Real User	Effective User	Description	Customer Site	Node
5725436	03/02/2018 11:16:23 AM	aribaAuditCommitNow.sso	Chad Noll	Chad Noll	User login: cnoll IP Address: 0:0:0:0:0:1 Password Adapter: PasswordAdapter1 Realm: p2pTeSg.	p2pTeSg	buyerser
5725432	03/02/2018 11:16:23 AM	aribaAuditCommitNow.sso	Chad Noll	Chad Noll	User cnoll:PasswordAdapter1 has accepted Ariba Privacy Statement agreement version: 1	p2pTeSg	buyerser

appendix




Include one icon + bucket term:




Value measure

-  high
-  medium
-  low

Ease of implementation

-  high-touch
-  some complexity
-  low-touch / simple

Regional limitations

-  global
-  regional
-  country-specific

Example:

Ease of implementation  simple

Regional limitations

Value measure